

Shark[®] 250 ***Modbus Protocol***

Power & Energy Meter for Utility & Critical Industrial Substations



***Modbus Protocol
Application Guide***

V.1.05

September 16, 2021



This page intentionally left blank.

Shark® 250 Meter Modbus Protocol Application Guide V. 1.05

Published by:

Electro Industries/GaugeTech

1800 Shames Drive

Westbury, NY 11590

Copyright Notice

All rights reserved. No part of this publication may be reproduced or transmitted in any form or by any means, electronic or mechanical, including photocopying, recording, or information storage or retrieval systems or any future forms of duplication, for any purpose other than the purchaser's use, without the expressed written permission of Electro Industries/GaugeTech.

© 2021 Electro Industries/GaugeTech (EIG)

Shark®, CommunicatorPQA®, MeterManagerPQA®, EnergyPQA.com®, and EnergyPQA® are registered trademarks of Electro Industries/GaugeTech.

Modbus® is a registered trademark of Schneider Electric, licensed to the Modbus Organization, Inc.

This page intentionally left blank.

Customer Service and Support

Customer support is available 8:00 am to 8:00 pm, Eastern Standard Time, Monday through Friday. Please have the model, serial number and a detailed problem description available. If the problem concerns a particular reading, please have all meter readings available. When returning any merchandise to EIG, a return materials authorization number is required. For customer or technical assistance, repair or calibration, phone 516-334-0870 or fax 516-338-4741.

Disclaimer

The information presented in this publication has been carefully checked for reliability; however, no responsibility is assumed for inaccuracies. The information contained in this document is subject to change without notice.

Our Focus at Electro Industries/GaugeTech (EIG)

EIG exclusively delivers integrated energy and power quality monitoring solutions utilizing AI and deep industry expertise to improve reliability, efficiency, and sustainability. With over 50 years' experience in the electrical industry, EIG has developed extensive energy management and power quality expertise to help customers find ideal solutions to complex challenges. Our corporate culture promotes being cutting edge and investing in R&D to continually improve our customer experience.

Our solutions are designed to deliver results in days, not years. Known for our reputation as being a dependable provider and for exemplary service and support, EIG is committed to customer satisfaction.

This page intentionally left blank.

Table of Contents

Copyright Notice	i
Customer Service and Support	iii
Disclaimer	iii
Our Focus at Electro Industries/GaugeTech (EIG)	iii
1: Modbus Manual Introduction	1-1
1.1: Overview	1-1
1.2: Organization of this Manual	1-1
2: Modbus Information	2-1
2.1: Modbus Register Map Sections	2-1
2.2: Important Note Concerning the Shark ® 250 Meter's Modbus Map	2-2
2.3: Decimal Representation	2-2
3: Retrieving Logs	3-1
3.1: Introduction	3-1
3.2: Retrieving Logs Using the Shark® 250 Meter's Modbus Map	3-1
3.2.1: Data Formats	3-2
3.2.2: Block Definitions	3-3
3.3: Log Retrieval Procedure	3-4
3.3.1: Log in to the Meter	3-7
3.3.2: Lock the Retrieval Session	3-7
3.3.3: Engage the Log	3-9
3.3.4: Retrieve the Records	3-10

3.3.5: Disengage the Log	3-11
3.3.6: Release the Retrieval Session	3-12
3.3.7: Log Out	3-12
3.4: Error Codes and Retry Times	3-12
3.5: Block Definitions	3-12
3.5.1: Log Status Block	3-13
3.5.2: Log Retrieval Block	3-15
3.5.3: Log Retrieval Header	3-16
3.5.3.1: Log Number	3-16
3.5.3.2: Log Enable	3-17
3.5.3.3: Log Scope	3-17
3.5.3.4: Window Mode	3-17
3.5.3.5: Number of Repeats	3-18
3.5.4: Log Retrieval Window Block	3-19
3.5.4.1: Window Status	3-19
3.5.4.2: Record Number	3-19
3.5.4.3: Log Retrieval Data Window	3-19
3.6: Log Retrieval Security	3-20
3.7: Log Retrieval Programming Example	3-21
3.7.1: Auto-Increment	3-21
3.7.2: Modbus Function Code 0x23	3-21
3.7.3: Log Retrieval Example	3-23
3.8: Shark® 250 Meter Logs	3-31

3.8.1: Historical Log Programmable Settings	3-36
3.8.2: Digital I/O Option Cards Programmable Settings	3-38
3.9: Log Record Interpretation	3-41
3.10: Waveform Log Retrieval	3-55
3.11: PQ Event Log Retrieval	3-68
3.12: Additional Examples	3-75
4: Modbus Register Map	4-1

This page intentionally left blank.

1: Modbus Manual Introduction

1.1: Overview

The Modbus Map for the Shark® 250 meter gives details and information about the possible readings of the meter and its programming. The Shark® 250 meter can be programmed using software.

- For software programming instructions, see the *CommunicatorPQA™*, *MeterManagerPQA™*, and *EnergyPQA.com™ Software User Manual*.
- For additional details about the meter and its operation, see the *Shark® 250 Meter Installation and Operation Manual*.

1.2: Organization of this Manual

- This chapter is an introduction to the *Shark®250 Meter Modbus Protocol Application Guide*.
- Chapter 2 explains basic information about the Modbus Protocol and the Shark® 250 meter's implementation of it.
- Chapter 3 contains instructions for downloading logs from the Shark® 250 meter using the Modbus registers.
- Chapter 4 contains the meter's Modbus Map.

This page intentionally left blank.

2: Modbus Information

This chapter gives some information about the Modbus Map for the Shark® 250 meter.

2.1: Modbus Register Map Sections

Use the PDF bookmarks to navigate through the sections of the Modbus Map, contained in Chapter 4. The map includes the following sections:

Meter Info (Information) Section, Registers 1- 57, contains the meter's fixed information, e.g., meter name and serial number.

Meter Readings Section, Registers 1000 - 19134, contains the meter's Readings, including Primary Readings, Primary Energy Block, Primary Demand Block, Uncompensated Readings Block, Phase Angle Block, Status Block, Primary Energy in Interval Block, Primary Energy in Interval (pulses) Block, Short Term Primary Minimum Block, Primary Minimums and Minimum Demands Block, Primary Minimums and Minimum Demands Timestamps Block, Short Term Primary Maximum Block, Primary Maximums and Maximum Demands Block, Primary Maximums and Maximum Demands Timestamps Block, Option Card Blocks, Accumulators Block, Uncompensated Energy in Interval Block, Uncompensated Energy in Interval (pulses) Block, Test Mode Block, THD Block.

Commands Section, Registers 20000 - 26011, contains the meter's Resets Block, Privileged Commands Block, Current Username/Password Block, and Encryption Block.

Programmable Settings Section, Registers 30000 - 37688, contains all of the meter's settings blocks.

Secondary Readings Section, Registers 40001 - 40100, contains the meter's Secondary Readings blocks.

TOU Section, Registers 41000 - 48919, contains the Time of Use Status and Accumulator blocks.

Log Retrieval Section, Registers 49997 - 51251, contains the Log Retrieval and Log Status blocks. See [3.2: Retrieving Logs Using the Shark® 250 Meter's Modbus Map](#), on page 3-1.

Screen Update Control Section, Registers 51950 - 51952, contains the Screen Status Block.

2.2: Important Note Concerning the Shark ® 250 Meter's Modbus Map

In depicting Modbus Registers, the Shark® 250 meter's Modbus map uses Holding Registers only.

2.3: Decimal Representation

The Shark® 250 meter's Modbus map defines Holding Registers as (4X) registers. Many popular SCADA and HMI packages and their Modbus drivers have user interfaces that require users to enter these Registers starting at 40001. So instead of entering two separate values, one for register type and one for the actual register, they have been combined into one number.

The Shark ® 250 meter's Modbus map uses a shorthand version to depict the decimal fields, i.e., not all of the digits required for entry into the SCADA package UI are shown. For example:

You need to display the meter's serial number in your SCADA application. The Shark ® 250 meter's Modbus map shows the following information for meter serial number:

Register	Description
9	Meter Serial Number

In order to retrieve the meter's serial number, enter 40009 into the SCADA UI as the starting register, and 8 as the number of registers.

- In order to work with SCADA and Driver packages that use the 40001 to 49999 method for requesting holding registers, take 40000 and add the value of the register (Address) in the decimal column of the Modbus Map. Then enter the number (e.g., 4009) into the UI as the starting register.

- For SCADA and Driver packages that use the 400001 to 465536 method for requesting holding registers take 400000 and add the value of the register number in the Modbus Map. Then enter the number (e.g., 400009) into the UI as the starting register. The drivers for these packages strip off the leading four and subtract 1 from the remaining value. This final value is used as the starting register or register to be included when building the actual Modbus message.

This page intentionally left blank.

3: Retrieving Logs

3.1: Introduction

The Modbus Map for the Shark® 250 meter gives details and information about the possible readings of the meter and its programming. The native protocol for the Shark® 250 meter and most other EIG meters is Modbus protocol. Using this protocol, a user can get all measured and calculated data points, download stored logs and also be able to program the meter. For users that only want to program settings into the meter or view log data, the meter can be configured and manipulated using EIG's CommunicatorPQA™ software package. This software can be found at <https://electroind.com/downloads/software-downloads/>. For software programming instructions, see the *CommunicatorPQA™*, *MeterManagerPQA™*, and *EnergyPQA.com™ Software User Manual*.

3.2: Retrieving Logs Using the Shark® 250 Meter's Modbus Map

This section describes the Shark® 250 meter's log interface system, which is the system that the meter uses to retrieve data from stored historical interval, waveform and other logs, from a programming point of view. It is intended for programmers implementing independent drivers to retrieve logs from the meter. It describes the meaning of the meter's Modbus Registers related to retrieving logs and converting retrieved logs to useful data. The following sections detail the procedure for retrieving a log's records.

NOTES:

- All references assume the use of Modbus function codes 0x03, 0x06, and 0x10, where each register is a 2 byte MSB (Most Significant Byte) word, except where otherwise noted. For more information on Modbus and how it works, see <https://en.wikipedia.org/wiki/Modbus>.
- The carat symbol (^) notation is used to indicate mathematical "power." For example, 2^8 means 2^8 ; which is $2 \times 2 \times 2 \times 2 \times 2 \times 2 \times 2 \times 2$, which equals 256.

3.2.1: Data Formats

Time stamp: Stores a date from 2000 to 2099. Time stamp has a Minimum resolution of 1 second.

Byte	0	1	2	3	4	5
Value	Year	Month	Day	Hour	Minute	Second
Range	0-99 (+2000)	1-12	1-31	0-23	0-59	0-59
Mask	0x7F	0x0F	0x1F	0x1F	0x3F	0x3F

The high bits of each time stamp byte are used as flags to record meter state information at the time of the time stamp. These bits should be masked out, using the Mask value in the table shown above, unless they are needed. The table below describes the time stamp flags

Field	Data Mask	Flag Mask	Flag Bits
Year	0x7F	n/a	No flag bits
Month	0x0F	n/a	No flag bits
Day	0x1F	n/a	No flag bits
Hour	0x1F	0xE0	Bit 5 = unused
			Bit 6 = Daylight savings time (All records)
			Bit 7 = unused
Minute	0x3F	0xC0	Bit 6 = Short interval (Interval data only)
			Bit 7 = Long interval (Interval data only)
Second	0x3F	0xC0	Bit 6 = Start of Log (Log data only)
			Bit 7 = Bad Log record checksum (Log data only)

- Daylight Savings Time: indicates the time stamp was generated during Daylight Savings Time.

- Start of Log: indicates that this is the placeholder record at the start of each log. Note that this record is created when the log is first created, or any time the log is reset. This record is overwritten as the log fills up and old records are discarded.
- Short interval: time stamped Interval data may use this flag. A short interval indicates that the demand interval was less than the configured time. This may be due to a clock change or a period when the meter wasn't running.
- Long Interval: a long interval indicates that the demand interval was greater than the configured time. This is generally due to a time change.
- Bad Log Record Checksum: this indicates that the record failed the checksum test upon being read from storage. This generally happens if the unit loses power or resets while the record is being written.

3.2.2: Block Definitions

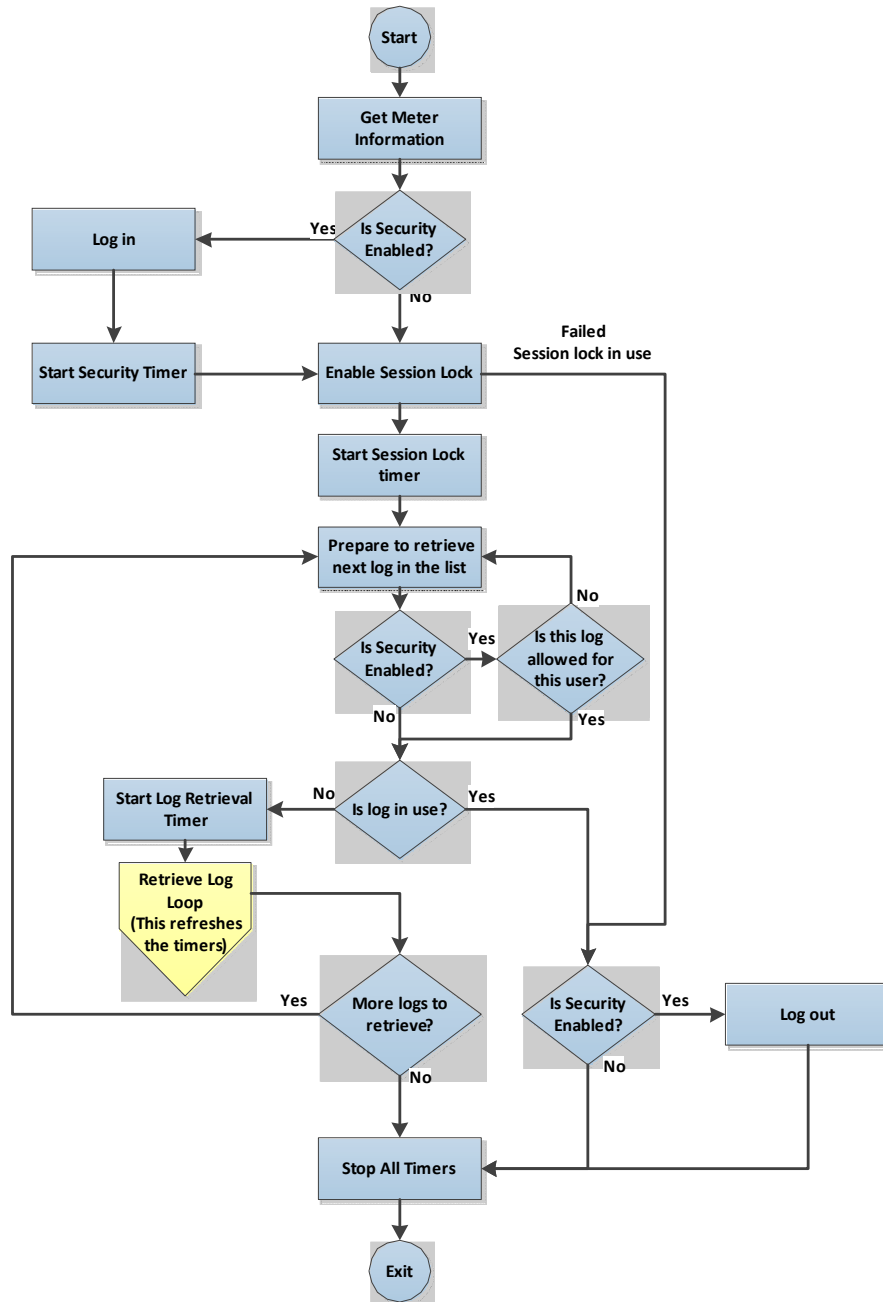
This section describes the Modbus Registers involved in retrieving and interpreting a Shark® 250 Meter Log. Other sections refer to certain 'values' contained in this section. See the corresponding value in this section for details.

NOTES:

- Register number (Reg#) is the absolute decimal address starting with number 1.
- Size is the number of Modbus Registers (2 bytes) in a block of data.

3.3: Log Retrieval Procedure

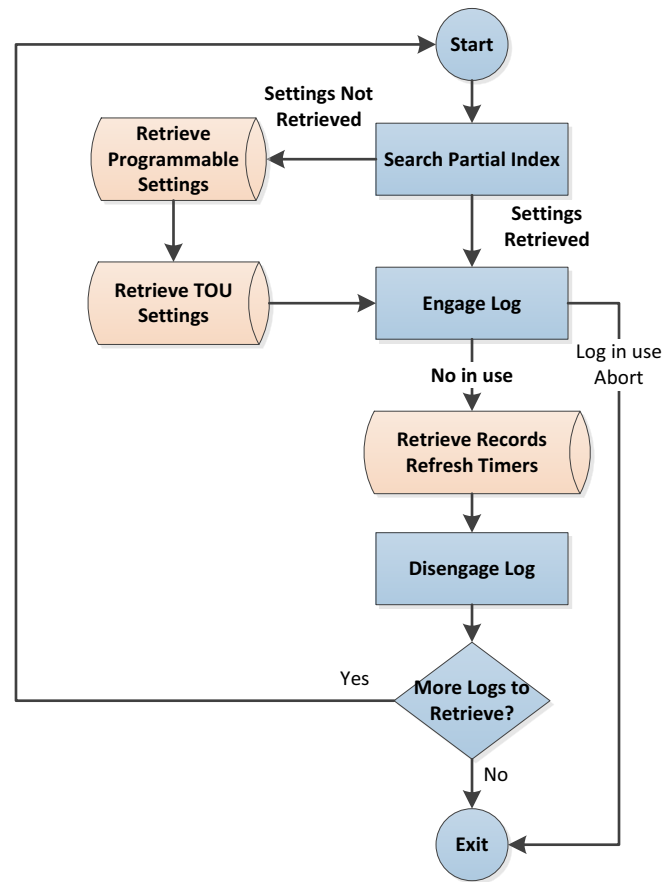
The section describes the Log Retrieval procedure. It shows the order of steps that need to be completed in order to retrieve logs. This section also shows how to retrieve a single log from the oldest record, to the newest record, using the "normal" record type (see [3.5.3.3: Log Scope, on page 3-17](#)). All logs are retrieved using the same method. The procedure shown assumes that auto-increment is desired and Function Code 0x23 is NOT used. The following flowcharts illustrate the log retrieval process.



The flowchart on the previous page shows the log retrieval process as a whole. These steps are described in the following sub-sections. The steps are:

1. Get meter info - read the model, meter name, and serial number.
2. Log in to the meter if security is enabled. Contact EIG for a security document for log retrieval.
3. Open the session to lock out other meters, to prevent them from interrupting the retrieval process - see [3.3.2: Lock the Retrieval Session, on page 3-7](#).
4. Begin looping through each log that is being retrieved.
5. For the current log, if security is enabled, check the user permissions to make sure the log can be downloaded. Contact EIG for a security document for log retrieval.
6. Get the status of the log to make sure it is available - see [3.5: Block Definitions, on page 3-12](#).

7. Begin retrieving the log - see the flowchart below, which details the retrieval process of an individual log.



- Search the partial index to determine which record to start at, and decide if the retrieval will be a partial retrieval or a full retrieval - see [3.3.4: Retrieve the Records, on page 3-10](#), for details on searching the index.
- Get the programmable settings and Time of Use settings if they have not been retrieved.
- Engage the log. This will lock the log for retrieval - see [3.3.3: Engage the Log, on page 3-9](#), for details on engaging logs.
- Retrieve each record - see [3.3.4: Retrieve the Records, on page 3-10](#), for details on retrieving records.
- Disengage the log after retrieving records - see [3.3.5: Disengage the Log, on page 3-11](#), for details on disengaging the log.

8. After retrieving the log, if more logs remain go to step 4.
9. If security is enabled, log out. Contact EIG for a security document for log retrieval.

3.3.1: Log in to the Meter

1. First read the security status block [21202]- if security is not enabled, continue to Section 3.3.2.
2. If security is enabled, check the security status to be sure no one else is logged in to the meter:
 - a. If someone else is logged in to the meter, exit retrieval.
 - b. If no one else is logged in to the meter, you can log in to the meter.

IMPORTANT! Contact EIG for detailed log in instructions.

NOTE: A few possibilities can prevent the software from logging in to the meter:

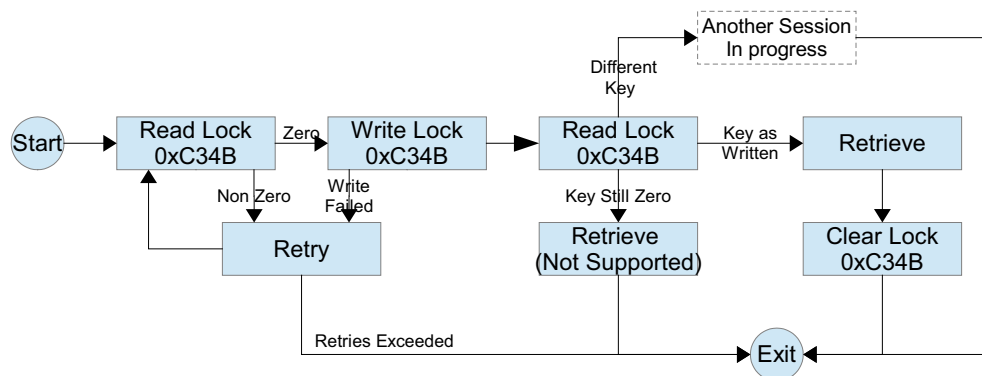
- The user does not have permission to retrieve the logs.
- An incorrect username and/or password were entered.
- Another user is already logged in to the meter.

3.3.2: Lock the Retrieval Session

Log Retrieval Session Lock is a means of preventing other software from retrieving logs. When this feature is being used, only one software at a time is able to retrieve logs. This feature is optional, however it does stop potential log retrieval errors caused by more than one software trying to retrieve a log at the same time.

For example, if one software requests the 100th record of the first historical log, the meter will fill the log retrieval block with that record in order to send it to the requesting software. However, there is nothing to stop another software from requesting another block from another log, e.g., software 2 can request the 2nd record of the third historical log. If this happens, the log retrieval block will be filled with the 2nd record of the third historical log, and software 1 will get a different record than what was asked for. Log Retrieval Session Lock is useful in preventing this occurrence.

The flowchart below shows the steps for the Log Retrieval Session Lock.



1. Read the retrieval session block [49995]:

- a. If the value in the register is zero, continue to step 2.
- b. If the value in the register is not zero, this indicates another retrieval process is occurring. In this case you cannot proceed; exit retrieval.
- c. If there is an error code or if the session is already closed, wait a second and retry reading the block, in case another retrieval process has finished. The software will try to open the session up to five times, with a second or two between each retry, based on the error code (see [3.7.3: Log Retrieval Example, on page 3-23](#)). If the session is still not open; exit retrieval.

2. Write the retrieval session block [49995]: write any non-zero value to the register, in order to take control of log retrieval and prevent other software from retrieving logs. When writing to this register, if the Modbus error 3 (ILLEGAL_DATA_VALUE) is returned, this indicates another retrieval process is occurring (it is likely that the session was opened while reading the register, but another software locked the session before you wrote it to it.). In this case, you cannot proceed; retrieval.

2. Read back the retrieval session block [49995]:

- a. If the value matches the value written to the register in step b, the retrieval session is successfully locked.
- b. If the software successfully wrote a non-zero value to the register, and the value is still zero when reading it back, the firmware does not support this feature, so

continue with the older version of log retrieval that does not have the Session Lock.

- c. If the value read does not equal the value written to the register in step b, another software took control of the session. In this case you cannot proceed; exit retrieval.

3.3.3: Engage the Log

1. Read the Log Status Block. This step is done to ensure that the log is available for retrieval, as well as retrieving information for later use.
 - a..Read the contents of the specific logs' status block [51000, 16 reg] (see [3.5.1: Log Status Block, on page 3-13](#)).
 - b. Store the # of Records Used, the Record Size, and the Log Availability.
 - c. If the Log Availability is not 0, stop Log Retrieval; this log is not available at this time. If Log Availability is 0, proceed to step 3.
2. Check Log Permissions: this step falls under security, and should only be executed if meter security is enabled. Before the software can begin retrieving a log, you need to check if the user is allowed to retrieve the specific log. Contact EIG for detailed security procedures.
 - a. If the user has permission to retrieve this log, continue to step c.
 - b. If the log is not permitted, continue to the next log and repeat this step.
3. Engage the log:
 - a. Write log to engage Log Number, 1 to Enable, and the desired mode to Scope (default 0 (Normal)) [51000, 1 reg]. This is best done as a single-register write.
 - b. This step will latch the first (oldest) record to index 0, and lock the log so that only this port can retrieve the log, until it is disengaged.
 - c. If an error is returned, exit retrieval. You cannot proceed if the log is engaged, since somebody else may be downloading the same log you tried to engage. Note that only one log at a time can be engaged.

4. Verify the log is engaged:

a. Read the contents of the specific logs' status block [51000, 16 reg] again to see if the log is engaged for the current port (see Log Availability).

b. If the Log is not engaged for the current port, repeat step 3.

5. Write the retrieval information. This step tells the Shark® 250 meter what data to return in the window:

a. Compute the number of records per window, as follows:

$$\text{RecordsPerWindow} = (246 / \text{RecordSize})$$

- If using 0x23, set the repeat count to 2-8. Otherwise, set it to 1.
- Since we are starting from the beginning for retrieval, the first record index is 0.

b. Write the Records per window, the Number of repeats (1), and Record Index (0) [50001, 3 reg].

3.3.4: Retrieve the Records

1. Read the record index and window: read the record index, and the data window [50002, 125 reg].

- If the meter Returns a Slave Busy Exception, repeat the request.
- If the Window Status is 0xFF, repeat the request.
- If the Window Status is 0, go to step 4b (Verify record index).

NOTES:

- We read the index and window in 1 request to minimize communication time, and to ensure that the record index matches the data in the data window returned.
 - Space in the window after the last specified record (RecordSize x Record-PerWindow) is padded with 0xFF, and can be safely discarded.
2. Verify that the record index incremented by Records Per Window. The record index of the retrieved window is the index of the first record in the window. This value will increase by Records Per Window each time the window is read, so it should be 0, N, N x 2, N x 3 . . . for each window retrieved.
- If the record index matches the expected record index, go to step 2c (Compute next expected record index).
 - If the record index does not match the expected record index, then go to step 1d (Write the retrieval information), where the record index will be the same as the expected record index. This will tell the Shark® 250 meter to repeat the records you were expecting.
3. Compute next Expected Record Index.
- If there are no remaining records after the current record window, go to step 3 (Disengage the log).
 - Compute the next expected record index by adding Records Per Window, to the current expected record index. If this value is greater than the number of records, re-size the window so it only contains the remaining records and go to step 1d (Write the retrieval information), where the Records Per Window will be the same as the remaining records.

3.3.5: Disengage the Log

Write the Log Number (of log being disengaged) to the Log Index and 0 to the Enable bit [50000, 1 reg]. This unlocks the log and allows other ports to retrieve logs.

3.3.6: Release the Retrieval Session

Write 0 to register 49995; once all logs are completed, release the retrieval session so that other users can retrieve logs.

3.3.7: Log Out

If security is enabled, log out of the meter.

3.4: Error Codes and Retry Times

For all of the steps in the previous section, if the meter returns any of the following error codes, software needs to wait a different amount of time before retrying. The chart below provides that information.

Error Code	Code	Milliseconds
ILLEGAL_FUNCTION	1	20
SLAVE_DEVICE_BUSY	6	1000-2000
SLAVE_DEVICE_FAILURE	4	1000-2000

NOTE: If meter security is enabled and the meter is returning ILLEGAL_FUNCTION while trying to write a value to a register, the Security Timer has logged you out. Functions that would return this code are: Engage/ Disengage Log, Open/Close Session, Setting Record Index, etc; the error would occur when trying to write to the meter. You will need to log in to the meter again (contact EIG for detailed log in instructions).

3.5: Block Definitions

This section describes the Modbus registers involved in retrieving and interpreting a Shark® 250 meter Log. Other sections refer to certain 'values'. See the corresponding value in this section for details.

Register:

Modbus Register Address in 0-based Hexadecimal notation. To convert to 1-based decimal notation, convert from hex16 to decimal10 and add 1.
Eg: 0x03E7 = 1000.

Size:

The number of Modbus Registers (2 byte) in a block of data.

3.5.1: Log Status Block

The Log Status Block describes the current status of the log in question. There is one header block for each of the logs. Each log's header starts at the following register number:

Log	Register #
Alarms:	51000
System:	51016
Historical 1:	51032
Historical 2:	51048
Historical 3:	51064
Historical 4:	51080
Historical 5:	51096
Historical 6:	51112
Diagnostic:	51128
Voltage and Temperature:	51144
I/O Change:	51160
Power Quality Event:	51176
Waveform:	51192

Bytes	Value	Type	Range	# Bytes
0-3	Max Records	UINT32	0 to 4,294,967,294	4
4-7	Number of Records Used	UINT32	1 to 4,294,967,294	4
8-9	Record Size in Bytes	UINT16	4 to 242	2
10-11	Log Availability	UINT16		2
12-17	Timestamp, First Record	TSTAMP	1 Jan, 2000-31 Dec, 2099	6
18-23	Timestamp, Last Record	TSTAMP	1 Jan, 2000-31 Dec, 2099	6
24-31	Reserved			8

- **Max Records:** The maximum number of records the log can hold given the record size, and sector allocation. The data type is an unsigned integer from 0 - 2^{32} .
- **Records Used:** The number of records stored in the log. This number will equal the Max Records when the log has filled. This value will be set to 1 when the log is reset. The data type is an unsigned integer from 1 - 2^{32} .

NOTE: The first record in every log before it has rolled over is a "dummy" record, filled with all 0xFF's. When the log is filled and rolls over, this record is overwritten.

- **Record Size:** The number of bytes in this record, including the timestamp. The data type is an unsigned integer in the range of 1 - 2^{32} .
- **Log Availability:** A flag indicating if the log is available for retrieval, or if it is in use by another port.

0	Log Available for retrieval
1	In use by COM1 (USB)
2	In use by COM2 (RS485)
3	In use by COM3 (Communications Capable Option Card in slot 1)
4	In use by COM4 (Communications Capable Option Card in slot 2)
0xFF	Log Not Available - the log cannot be retrieved. This indicates that the log is disabled.

NOTE: To query the port by which you are currently connected, use the Port ID register:

Register:	4500
Size:	1 register

Description: A value from 1-4, which enumerates the port that the requester is currently connected on.

NOTES:

- When Log Retrieval is engaged, the Log Availability value will be set to the port that engaged the log. The Log Availability value will stay the same until either the log has been disengaged, or 5 minutes have passed with no activity. It will then reset to 0 (available).
- Each log can only be retrieved by one port at a time. When using Ethernet, the meter will only allow one session at a time.
- Only one log at a time can be retrieved.
- First Timestamp: Timestamp of the oldest record.
- Last Timestamp: Timestamp of the newest record.

3.5.2: Log Retrieval Block

The Log Retrieval Block is the main interface for retrieving logs. It is comprised of 2 parts: the header and the window. The header is used to program the particular data the meter presents when a log window is requested. The window is a sliding block of data that can be used to access any record in the specified log.

- Session Com Port: The Shark® 250 meter's Com Port which is currently retrieving logs. Only one Com Port can retrieve logs at any one time.

Register:	49999
Size:	1
0	No Session Active
1	COM1 (USB)
2	COM2 (RS485)
3	COM3 (Communications Capable Option Card in slot 1)
4	COM4 (Communications Capable Option Card in slot 2)

To get the current Com Port, see the NOTE on querying the port, on the previous page.

3.5.3: Log Retrieval Header

The Log Retrieval Header is used to program the log to be retrieved, the record(s) of that log to be accessed, and other settings concerning the log retrieval.

Registers: 50000 - 50001

Size: 2

Bytes	Value	Type	Format	Description	# Bytes
0-1	Log Number, Enable, Scope	UINT16	nnnnnnnn e sssssss	nnnnnnnn - log to retrieve, e - retrieval session enable sssssss - retrieval mode	2
2-3	Records per Window or Batch, Record Scope Selector, Number of Repeats	UINT16	wwwwwww snnnnnn	wwwwwww - records per window; s - 'record' vs 'batch' Window Mode; nnnnnn - repeat count	2

3.5.3.1: Log Number

The Log Number is an enumeration for each log. Write this value to set which log is being retrieved.

Log	Number
System Events	0
Alarm Log	1
Historical Log 1	2
Historical Log 2	3
Historical Log 3	4
Historical Log 4	5
Historical Log 5	6
Historical Log 6	7
Diagnostic Log	8
Voltage and Temperature Log	9
I/O Change Log	10
Power Quality Log	13
Waveform Log	14

3.5.3.2: Log Enable

This value sets if a log retrieval session is engaged (locked for retrieval) or disengaged (unlocked, read for another to engage). Write this value with 1(enable) to begin log retrieval. Write this value with 0(disable) to end log retrieval.

0	Disable
1	Enable

3.5.3.3: Log Scope

Scope: Sets the amount of data to be retrieved for each record. The default should be 0 (normal).

0	Normal
1	Timestamp Only
2	Image

- Normal [0]: The default record. Contains a 6-byte timestamp at the beginning, then N data bytes for the record data.
- Timestamp [1]: The record only contains the 6-byte timestamp. This is most useful to determine a range of available data for non-interval based logs, such as Alarms and System Events.
- Image [2]: The full record, as it is stored in memory. Contains a 2-byte checksum, 4-byte sequence number, 6-byte timestamp, and then N data bytes for the record data.

3.5.3.4: Window Mode

Window Mode specifies if the record count is Records per Window, or Records per Batch.

0	Records per window (this should be used for all logs except the Waveform log).
1	Records per batch (this should be used for the Waveform log).

- **Records Per Window:** The number of records that fit evenly into a window. This value is set-able, as less than a full window may be used. This number tells the retrieving program how many records to expect to find in the window.

NOTE: This must be set to 1 for waveform retrieval.

$(\text{RecPerWindow} \times \text{RecSize}) = \# \text{ of bytes used in the window.}$

This value should be $((123 \times 2) \setminus \text{recSize})$, rounded down.

For example, with a record size of 30, the $\text{RecPerWindow} = ((123 \times 2) \setminus 30) = 8.2 \sim 8$

- **Records per Batch:** Similar to Records Per Window, except this must be used for the Waveform log, since a waveform recording is so large. One Waveform recording is made up of 26 records. This setting tells the meter to return the 26 records to make the recording.

3.5.3.5: Number of Repeats

Specifies the number of repeats to use for the Modbus Function Code 0x23 (35). Since the meter must pre-build the response to each log window request, this value must be set once, and each request must use the same repeat count. Upon reading the last register in the specified window, the record index will increment by the number of repeats, if auto-increment is enabled. See [3.7.2: Modbus Function Code 0x23, on page 3-21](#), for additional information on Function Code 0x23.

NOTE: This must be set to 4 for waveform retrieval.

0	Disables auto-increment
1	No Repeat count, each request will only get 1 window.
2-8	2-8 windows returned for each Function Code 0x23 request.

Bytes	Value	Type	Format	Description	# Bytes
0-3	Offset of First Record in Window	UINT32	ssssssss nnnnnnnn nnnnnnnn nnnnnnnn	ssssssss - window status nn...nn - 24-bit record index number.	4
4-249	Log Retrieve Window	UINT16			246

3.5.4: Log Retrieval Window Block

The Log Retrieval Window block is used to program the data you want to retrieve from the log. It also provides the interface used to retrieve that data.

Register: 50002

Size: 125

3.5.4.1: Window Status

The status of the current window. Since the time to prepare a window may exceed an acceptable Modbus delay (1 second), this acts as a state flag, signifying when the window is ready for retrieval. When this value indicates that the window is not ready, the data in the window should be ignored. Window Status is Read-only, any writes are ignored.

Any value Window is Ready

0xFF Window is Not Ready

3.5.4.2: Record Number

The record number of the first record in the data window. Setting this value controls which records will be available in the data window.

- When auto-increment is enabled, this value will automatically increment so that the window will "page" through the records, increasing by RecordsPerWindow each time that the last register in the window is read.
- When auto-increment is not enabled, this value must be written to, manually, for each window to be retrieved.
- When the log is engaged, the first (oldest) record is "latched." This means that record number 0 will always point to the oldest record at the time of latching, until the log is disengaged (unlocked).
- To retrieve the entire log using auto-increment, set this value to 0, and retrieve the window repeatedly, until all records have been retrieved.

3.5.4.3: Log Retrieval Data Window

This is the actual data of the records, arranged according to the above settings.

3.6: Log Retrieval Security

The Shark® 250 meter enables users to secure their meter's logs. An Admin user (with full capability) can create up to 8 additional users. Each of the users are assigned a unique username and password, and given permission to perform specific functions, including retrieval of specific logs. This security lets the user restrict access to log retrieval on an individual log basis, e.g., a user may be allowed to retrieve historical logs, but not the TOU logs. This security is programmed into the meter using CommunicatorPQA™ software. See Chapter 6 in the *CommunicatorPQA™, MeterManagerPQA™, and EnergyPQA.com™ Software User Manual* for instructions.

If security is enabled for the meter, there are security checks - involving logging in and logging out, during the log retrieval process. See [3.3: Log Retrieval Procedure, on page 3-4](#), to see how security fits into the log retrieval process.

NOTE: If the entire log retrieval process takes more than 10 hours, the meter will automatically log you out, to prevent stalled processes from blocking other actions. If this happens, secure commands, such as engaging logs, will return the Modbus error code ILLEGAL_FUNCTION. If you read the security status block, it will report that you are logged out. You will need to begin the login process again, and then continue the retrieval process from where you left off.

3.7: Log Retrieval Programming Example

Log Retrieval is accomplished in 4 basic steps: engage the log; if security is enabled, check if user has permission to retrieve this log; retrieve each of the records; and disengage the log (see [3.3: Log Retrieval Procedure, on page 3-4](#), for the flowcharts and detailed instructions).

3.7.1: Auto-Increment

In EIG's traditional Modbus retrieval system, you write the index of the block of data to retrieve, then read that data from a buffer (window). To improve the speed of retrieval, the index can be automatically incremented each time the buffer is read.

In the Shark® 250 meter, when the last register in the data window is read, the record index is incremented by the Records per Window.

3.7.2: Modbus Function Code 0x23

QUERY

<u>Field Name</u>	<u>Example (Hex)</u>
Slave Address	01
Function	23
Starting Address Hi	C3
Starting Address Lo	51
# Points Hi	00
# Points Lo	7D
Repeat Count	04

RESPONSE

<u>Field Name</u>	<u>Example (Hex)</u>
Slave Address	01
Function	23
# Bytes Hi	03

# Bytes Lo	E0
Data	...

Function Code 0x23 is a user defined Modbus function code, which has a format similar to Function Code 0x03, except for the inclusion of a "repeat count." The repeat count (RC) is used to indicate that the same N registers should be read RC number of times.

NOTES:

- By itself this feature would not provide any advantage, as the same data will be returned RC times. However, when used with auto-incrementing, this function condenses up to 8 requests into 1 request, which decreases communication time, as fewer transactions are being made.
- Keep in mind that the contents of the response data is the block of data you requested, repeated N times. For example, when retrieving log windows, you normally request both the window index, and the window data. This means that the first couple of bytes of every repeated block will contain the index of that window.
- In the Shark® 250 meter repeat counts are limited to 8 times for Modbus RTU, and 4 times for Modbus ASCII.

The response for Function Code 0x23 is the same as for Function Code 0x03, with the data blocks in sequence.

IMPORTANT! Before using Function Code 0x23, always check to see if the current connection supports it. Some relay devices, such as Ethernet to Serial gateways, do not support user defined function codes; if that is the case, the message will stall. Other devices don't support 8 repeat counts.

3.7.3: Log Retrieval Example

The following example illustrates a log retrieval session. The example makes the following assumptions:

- Log Retrieved is Historical Log 1 (Log Index 2).
- Auto-Incrementing is used.
- Function Code 0x23 is not used (Repeat Count of 1).
- The Log contains Volts-AN, Volts-BN, Volts-CN (12 bytes).
- 100 Records are available (0-99).
- COM Port 2 (RS485) is being used (see Log Availability).
- There are no Errors.
- Retrieval is starting at Record Index 0 (oldest record).
- Protocol used is Modbus RTU. The checksum is left off for simplicity.
- The Shark® 250 meter is at device address 1.
- The log is recording slowly enough that no records are recorded during the log retrieval process.
- Meter security is disabled.

1. Read [51032, 16 reg], Historical Log 1 Header Block.

Send: 0103 C757 0010

Command:

- Register#: 51032
- # Registers: 16

Receive: 010320 00000100 00000064 0012 0000
060717101511 060718101511
0000000000000000

Data:

- Max Records: 0x100 = 256 records maximum.

- Num Records: 0x64 = 100 records currently logged.
- Record Size: 0x12 = 18 bytes per record.
- Log Availability: 0x00 = 0, not in use, available for retrieval.
- First Timestamp: 0x060717101511 = July 23, 2006, 16:21:17
- Last Timestamp: 0x060717101511 = July 24, 2006, 16:21:17

NOTE: This indicates that Historical Log 1 is available for retrieval.

2. Write 0x0280 -> [0xC34F, 1 reg], Log Enable.

Send: 0106 C34F 0280

Command:

- Register#: 50000
- # Registers: 1 (Write Single Register Command)

Data:

- Log Number: 2 (Historical Log 1)
- Enable: 1 (Engage log)
- Scope: 0 (Normal Mode)

Receive: 0106C34F0280 (echo)

NOTE: This engages the log for use on this COM Port, and latches the oldest record as record index 0.

3. Read [51032, 16 reg], Availability is 0.

Send: 0103 C757 0010

Command:

- Register#: 51032
- # Registers: 16

Receive: 010320 00000100 00000064 0012 0002
060717101511 060718101511
0000000000000000

Data:

- Max Records: 0x100 = 256 records maximum.
- Num Records: 0x64 = 100 records currently logged.
- Record Size: 0x12 = 18 bytes per record.

- Log Availability: 0x02 = 2, In use by COM2, RS485 (the current port)
- First Timestamp: 0x060717101511 = July 23, 2006, 16:21:17
- Last Timestamp: 0x060717101511 = July 24, 2006, 16:21:17

NOTE: This indicates that the log has been engaged properly in step 2. Proceed to retrieve the log.

4. Compute #RecPerWin as $(246 \setminus 18) = 13$. Write 0x0D01 0000 0000 -> [0xC350, 3 reg] Write Retrieval Info. Set Current Index as 0.

Send: 0110 C350 0003 06 0D01 00 000000

Command:

- Register#: 50001
- # of Registers: 3 (6 bytes)

Data:

- Records per Window: 13. Since the window is 246 bytes, and the record is 18 bytes, $246/18 = 13.66$, which means that 13 records evenly fit into a single window. This is 234 bytes, which means later on, we only need to read 234 bytes (117 registers) of the window to retrieve the records.
- # of Repeats: 1. We are using auto-increment (so not 0), but not function code 0x23.
- Window Status: 0 (ignore)
- Record Index: 0, start at the first record.

Receive: 0110C3500003 (command OK)

NOTES:

- This sets up the window for retrieval; now we can start retrieving the records.
- As noted above, we compute the records per window as $246/18 = 13.66$, which is rounded to 13 records per window. This allows the minimum number of requests to be made to the meter, which increases retrieval speed.

5. Read [50002, 125 reg], first 2 reg is status/index, last 123 reg is window data.
Status OK.

Send: 0103 C351 007D

Command:

- Register#: 50002
- # Registers: 125

Receive: 0103FA 00000000

060717101511FFFFFFFFFFFFFFFFFFFFFFFF

06071710160042FAAACF42FAAD1842FAA9A8 . .

Data:

- Window Status: 0x00 = the window is ready.
- Index: 0x00 = 0, The window starts with the 0'th record, which is the oldest record.
- Record 0: The next 18 bytes is the 0'th record (filler).
 - Timestamp: 0x060717101511, = July 23, 2006, 16:21:17
 - Data: This record is the "filler" record. It is used by the meter so that there is never 0 records. It should be ignored. It can be identified by the data being all 0xFF.

NOTE: Once a log has rolled over, the 0'th record will be a valid record, and the filler record will disappear.

- Record 1: The next 18 bytes is the 1'st record.
 - Timestamp: 0x060717101600 July 23, 2006, 16:22:00
 - Data:
 - Volts AN: 0x42FAAACF, float = 125.33~
 - Volts BN: 0x42FAAD18, float = 125.33~
 - Volts CN: 0x42FAA9A8, float = 125.33~
- . . . 13 records

NOTES:

- This retrieves the actual window. Repeat this command as many times as necessary to retrieve all of the records when auto-increment is enabled.
- Note the filler record. When a log is reset (cleared) in the meter, the meter always adds a first "filler" record, so that there is always at least 1 record in the log. This "filler" record can be identified by the data being all 0xFF, and it being index 0. If a record has all 0xFF for data, the timestamp is valid, and the index is NOT 0, then the record is legitimate.
- When the "filler" record is logged, its timestamp may not be "on the interval." The next record taken will be on the next "proper interval," adjusted to the hour. For example, if the interval is 1 minute, the first "real" record will be taken on the next minute (no seconds). If the interval is 15 minutes, the next record will be taken at :15, :30, :45, or :00 - whichever of those values is next in sequence.
- When reading the window status, software must check the status register first. If the meters returns 0xFF, this indicates that it is not ready. If this 0xFF is returned, wait 20 milliseconds and try again.

6. Compare the index with Current Index.

NOTES:

- The Current Index is 0 at this point, and the record index retrieved in step 5 is 0: thus we go to step 8.
- If the Current Index and the record index do not match, go to step 7. The data that was received in the window may be invalid, and should be discarded.

7. Write the Current Index to [50002, 2 reg].

Send: 0110 C351 0002 04 00 00000D

Command:

- Register#: 50002
- # Registers: 2 (4 bytes)

Data:

- Window Status: 0 (ignore)

- Record Index: 0x0D = 13, start at the 14th record.

Receive: 0110C3510002 (command OK)

NOTES:

- This step manually sets the record index, and is primarily used when an out-of-order record index is returned on a read (step 6).
 - The example assumes that the second window retrieval failed somehow, and we need to recover by requesting the records starting at index 13 again.
8. For each record in the retrieved window, copy and save the data for later interpretation.
9. Increment Current Index by RecordsPerWindow.

NOTES:

- This is the step that determines how much more of the log we need to retrieve.
 - On the first N passes, Records Per Window should be 13 (as computed in step 4), and the current index should be a multiple of that (0, 13, 26, . . .). This amount will decrease when we reach the end (see step 10).
 - If the current index is greater than or equal to the number of records (in this case 100), then all records have been retrieved; go to step 12. Otherwise, go to step 10 to check if we are nearing the end of the records.
10. If number records - current index < RecordsPerWindow, decrease to match.

NOTES:

- Here we bounds-check the current index, so we don't exceed the records available.

- If the number of remaining records ($\# \text{records} - \text{current index}$) is less than the Records per Window, then the next window is the last, and contains less than a full window of records. Make records per window equal to remaining records ($\# \text{records} - \text{current index}$). In this example, this occurs when current index is 91 (the 8'th window). There are now 9 records available (100-91), so make Records per Window equal 9.

11. Repeat steps 5 through 10.

NOTES:

- Go back to step 5, where a couple of values have changed.

Pass	CurIndex	FirstRecIndex	RecPerWindow
0	0	0	13
1	13	13	13
2	26	26	13
3	39	39	13
4	52	52	13
5	65	65	13
6	78	78	13
7	91	91	9
8	100	-----	-----

- At pass 8, since Current Index is equal to the number of records (100), log retrieval should stop; go to step 12 (see step 9 Notes).

12. No more records available, clean up.

13. Write 0x0000 -> [50000, 1 reg], disengage the log.

Send: 0106 C34F 0000

Command:

- Register#: 50000
- # Registers: 1 (Write Single Register Command)

Data:

- Log Number: 0 (ignore)
- Enable: 0 (Disengage log)
- Scope: 0 (ignore)

Receive: 0106C34F0000 (echo)

NOTES:

- This disengages the log, allowing it to be retrieved by other COM ports.
- The log will automatically disengage if no log retrieval action is taken for 5 minutes.

3.8: Shark® 250 Meter Logs

The Shark® 250 meter has 11 logs: System Events, Alarm (Limits), 6 Historical interval logs, I/O Change, Power Quality, Waveform; and 2 internal logs: Diagnostic and Voltage Temperature. This section contains the descriptions for each log. For the log record interpretation, see [3.9: Log Record Interpretation, on page 3-41](#).

1. **System Events:** The System Events log is used to store events which happen in, and to, the meter. Events include Startup, Reset Commands, Log Retrievals, etc. The System Event Log Record takes 20 bytes, 14 bytes of which are available when the log is retrieved. This log also enhances the unit's security by recording events that would cause problems in billing, such as demand resets, energy resets and programmable settings changes

Byte	0	1	2	3	4	5	6	7	8	9	10	11	12	13
Value	timestamp						Group	Event	Mod	Chan	Param1	Param2	Param3	Param4

NOTE: The complete Systems Events table is shown in [3.9: Log Record Interpretation, on page 3-41](#).

2. **Alarm Log:** The Alarm Log records the states of the 16 Limits programmed in the meter.

- Whenever a limit goes out (above or below), a record with a time stamp is stored with the value that caused the limit to go out.
- Whenever a limit returns within limit, a record is stored with the "most out of limit" value for that limit while it was out of limit.

The Alarm Log Record uses 16 bytes, 10 bytes of which are available when the log is retrieved.

Byte	0	1	2	3	4	5	6	7	8	9
Value	timestamp					direction	limit#	Value%		

The limit # byte is broken into a type and an ID.

Bit	0	1	2	3	4	5	6	7
Value	type	0	0	0	Limit ID			

3. **Historical Log 1:** The Historical Log records interval data for a desired group of parameters as designated by a user. This may include energy values, voltage, current, frequency, or any other desired reading. This meter has up to 6 historical logs depending on the V-switch™ model ordered. The basic V2 version offers the first 3 logs. Up to 64 parameters can be stored in each log. Each log can store data at different intervals.

NOTE: See [3.8.1: Historical Log Programmable Settings, on page 3-36](#) and [3.9: Log Record Interpretation, on page 3-41](#), for details on programming and interpreting the log.

Byte	0	1	2	3	4	5	6	-	-	N
Value	timestamp						values . . .			

4. **Historical Log 2:** Same as Historical Log 1.

5. **Historical Log 3:** Same as Historical Log 1.

6. **Historical Log 4:** Same as Historical Log 1.

7. **Historical Log 5:** Same as Historical Log 1.

8. **Historical Log 6:** Same as Historical Log 1.

9. **Diagnostic Log:**

- The Diagnostic Log is an internal log which records all information that can be used for the diagnosis of an issue. The log is generally used by developers/Tech support to diagnose field issues if they occur, and not usually by users.
- The Diagnostic Log record uses 44 bytes, 32 of which are available when the log is retrieved. The remaining 12 bytes are the record header.
- The Diagnostic Log works just like the System Event Log in that it uses the bytes as codes to build the event. Aside from the event types, the main difference is that the log is not saved to the database - it is written to a CSV file.

10. Voltage and Temperature Log:

- The Voltage and Temperature Log records maximum and minimum values for every 24 hours. This is also a diagnostic log used to make sure that the instrument is maintained according to its operating specifications. Using the meter outside of its operating specifications may cause unintended results, which may need to be investigated differently.

NOTE: The date retrieval process is the same as for all the historical logs. The only differences are that the data is fixed for voltage and temperature, and the logging interval is always 24 hours. Data is logged at midnight daily; the log size is fixed. The table below shows the data that is logged in the voltage and temperature log. Note that these voltage are secondary values, i.e., the raw voltages.

Parameter	Description	Format	Number of Bytes
1	Volts A-N (Maximum)	Float	4
2	Volts B-N (Maximum)	Float	4
3	Volts C-N (Maximum)	Float	4
4	Volts A-B (Maximum)	Float	4
5	Volts B-C (Maximum)	Float	4
6	Volts C-A (Maximum)	Float	4
7	Volts A-N (Minimum)	Float	4
8	Volts B-N (Minimum)	Float	4
9	Volts C-N (Minimum)	Float	4
10	Volts A-B (Minimum)	Float	4
11	Volts B-C (Minimum)	Float	4
12	Volts C-A (Minimum)	Float	4
13	Temperature (Maximum)	Float	4
14	Temperature (Minimum)	Float	4

11. I/O Change Log: The I/O Change Log records changes in the input and output of Digital I/O Type Option Cards (Relay and Pulse). If digital inputs are enabled, every time an input changes, the meter will make a record showing that the change occurred, what state the change went to, and a time stamp of the occurrence. Digital relays work the same way, except that they can be tied to limits 1-16: each time a limit changes state and that triggers a relay to operate, the meter makes a record of the changed state, along with a time stamp. See [3.8.2: Digital I/O Option Cards Programmable Settings](#), on page 3-38, for additional information.

I/O Change Log tables:

Byte	0	1	2	3	4	5	6	7	8	9
Value	Timestamp					Card 1 Changes		Card 1 States	Card 2 Changes	Card 2 States

Card Change Flags:

Bit	7	6	5	4	3	2	1	0
Value	Out 4 Change	Out 3 Change	Out 2 Change	Out 1 Change	In 4 Change	In 3 Change	In 2 Change	In 1 Change

Card Current States:

Bit	7	6	5	4	3	2	1	0
Value	Out 4 State	Out 3 State	Out 2 State	Out 1 State	In 4 State	In 3 State	In 2 State	In 1 State

The chart below is a break down of bytes 6-9.

Byte(s)	1	2	3	4	5	6	7	8
1	of4	of3	of2	of1	if4	is3	if2	if1
2	os4	os3	os2	os1	is4	is3	is2	is1
3	Relay and Input states for Option Card 2. (Same as Bytes 1 and 2)							
4								

The chart below is a break down of one option card.

of1	Output 1 Change flag
of2	Output 2 Change flag
of3	Output 3 Change flag
of4	Output 4 Change flag
os1	Output 1 State
os2	Output 2 State
os3	Output 3 State
os4	Output 4 State
if1	Input 1 Change flag
if2	Input 2 Change flag
if3	Input 3 Change flag
if4	Input 4 Change flag
is1	Input 1 State
is2	Input 2 State
is3	Input 3 State
is4	Input 4 State

12. **PQ Event Log:** The Power Quality Event log records the information regarding Shark® 250 meter waveform recording trigger conditions, including the cause of the trigger, conditions at the time of the trigger, and duration of the event.
13. **Waveform Log:** The waveform log records the waveform samples of a captured waveform event, such as a voltage surge or sag, or a current fault, along with information about the captured event. Due to the large amount of data involved in a waveform capture (approximately 24kb), a single waveform recording is split over 26 log records. All 26 of these records must be retrieved to build up the single capture. Every waveform record contains a: record header, capture number, record number and record payload.

3.8.1: Historical Log Programmable Settings

The Historical Logs are programmed using a list of Modbus Registers that will be copied into the Historical Log record. In other words, Historical Log uses a direct copy of the Modbus Registers to control what is recorded at the time of record capture.

To supplement this, the Historical Logs also contain a list of descriptors, which group registers into items. Each item descriptor lists the data type of the item, and the number of bytes for that item. By combining these two lists, the Historical Log record can be interpreted.

For example, registers 1000 and 1001 are programmed to be recorded by the historical log. The matching descriptor gives the type float, and the size 4 bytes. This describes "Primary Readings Volts A-N".

An interesting side effect of this recording format is that non-readings values may be recorded, such as timestamps, labels, and programmable settings.

Historical Log Blocks:

Register number:	34000 (Historical Log 1)
	34192 (Historical Log 2)
	34384 (Historical Log 3)
	34576 (Historical Log 4)
	34768 (Historical Log 5)
	34960 (Historical Log 6)
Max Block Size:	192 registers per log (384 bytes)

The Historical Log programmable settings are comprised of 6 blocks, one for each log. Each is identical to the others, so only Historical Log 1 is described here. All register addresses in this section are given as the Historical Log 1, starting at register 34000.

Each Historical Log Block is composed of the header and the list of registers to log.

Header:

Registers:	34000 and 34001
------------	-----------------

Size: 2 registers

Byte	0	1	2	3
Value	# Registers	# Sectors		Interval

- # Registers: The number of registers to log in the record. The size of the record in memory is $[12 + (\# \text{ Registers} \times 2)]$. The size during normal log retrieval is $[6 + (\# \text{ Registers} \times 2)]$. If this value is 0, the log is disabled. Valid values are {0-117}.
- # Sectors: The number of Flash Sectors allocated to this log. Each sector is 256 kb, minus a sector header of 20 bytes. The number of sectors available is determined by the V-Switch™ key of the meter: for V2 - V4, each log can have a maximum of 8 sectors; for V5, each log can have a maximum of 24 sectors.
- Interval: The interval at which the Historical Log's Records are captured. This value is an enumeration:

0x01	1 minute
0x02	3 minute
0x04	5 minute
0x08	10 minute
0x10	15 minute
0x20	30 minute
0x40	60 minute
0x80	End of Interval (EOI) Pulse*

* Setting the interval to EOI causes a record to be logged whenever an EOI pulse event is generated. This is most commonly used in conjunction with the Digital I/O Option Cards.

NOTE: The interval between records will not be even (fixed), and thus should not be used with programs that expect a fixed interval.

Register List:

Registers: 34002 - 34118

Size: 1 register per list item, 117 list items

The Register List controls what Modbus Registers are recorded in each record of the Historical Log. Since many items, such as voltage, energy, etc., take up more than 1 register, multiple registers need to be listed to record those items.

For example: Registers 34002 and 34003 are programmed to be recorded by the historical log. Volts A-N at registers 1000 and 1001 can be mapped to registers 34002 and 34003, so that they will be recorded in the Historical log.

- Each unused register item should be set to 0x0000 or 0xFFFF to indicate that it should be ignored.
- The actual size of the record, and the number of items in the register list which are used, is determined by the # registers in the header.
- Each register item is the Modbus Address in the range of 0x0000 to 0xFFFF.

3.8.2: Digital I/O Option Cards Programmable Settings

The Modbus address for these settings depends on the slot the card is in. The offset will be the same, but the base address will be different:

- For option card slot 1, the base address is 32000.
- For option card slot 2, the base address is 33000.

The address for each label will use the base address plus the offset.

Digital Input Card

Label	Offset
Input 1 Name Label	0x00
Input 1 Low State Label	0x08
Input 1 High State Label	0x10
Input 1 Accumulator Label	0xC0
Input 2 Name Label	0x18
Input 2 Low State Label	0x20
Input 2 High State Label	0x28
Input 2 Accumulator Label	0xC8

-----	-----
Relay 1 Name Label	0x60
Relay 1 Open State Label	0x68
Relay 1 Closed State Label	0x88
Relay 2 Name Label	0x78
Relay 2 Open State Label	0x80
Relay 2 Closed State Label	0x70

Pulse Output Card

Label	Offset
Input 1 Name Label	0x00
Input 1 Low State Label	0x08
Input 1 High State Label	0x10
Input 1 Accumulator Label	0xC0
Input 2 Name Label	0x18
Input 2 Low State Label	0x20
Input 2 High State Label	0x28
Input 2 Accumulator Label	0xC8
Input 3 Name Label	0x30
Input 3 Low State Label	0x38
Input 3 High State Label	0x40
Input 3 Accumulator Label	0xD0
Input 4 Name Label	0x48
Input 4 Low State Label	0x50
Input 4 High State Label	0x58
Input 4 Accumulator Label	0xD8
-----	-----
Output 1 Name Label	0x60
Output 1 Open State Label	0x68
Output 1 Closed State Label	0x70
Output 2 Name Label	0x78
Output 2 Open State Label	0x80

Output 2 Closed State Label	0x88
Output 3 Name Label	0x90
Output 3 Open State Label	0x98
Output 3 Closed State Label	0xA0
Output 4 Name Label	0xA8
Output 4 Open State Label	0xB0
Output 4 Closed State Label	0xB8

3.9: Log Record Interpretation

The records of each log are composed of a 6 byte timestamp, and N data. The content of the data portion depends on the log.

System Event Record:

Byte	0	1	2	3	4	5	6	7	8	9	10	11	12	13
Value	timestamp						Group	Event	Mod	Chan	Param1	Param2	Param3	Param4

Size: 14 bytes (20 bytes image).

Data: The System Event data is 8 bytes; each byte is an enumerated value.

- Group: Group of the event.
- Event: Event within a group.
- Modifier: Additional information about the event, such as number of sectors or log number.
- Channel: The port of the Shark® 250 meter that caused the event.

0	Firmware
1	COM 1 (USB)
2	COM 2 (RS485)
3	COM 3 (Optional Communication Card in slot 1)
4	COM 4 (Optional Communication Card in slot 2)
7	User (Face Plate)

- Param 1-4: These are defined for each event (see following table).

NOTE: The System Log Record is 20 bytes, consisting of the Record Header (12 bytes) and Payload (8 bytes). The Timestamp (6 bytes) is in the header. Typically, software will retrieve only the timestamp and payload, yielding a 14-byte record. The table below shows all defined payloads.

3: Retrieving Logs

Group	Event	Event modifier	Channel (1-4 for COMs, 7 for USER, 0 for FW)	Parm1	Parm2	Parm3	Parm4	Description
0								Startup
	0	0	0	Firmware version				Meter Startup
	1	Slot#	0	Class ID	Card Status	0xFF	0xFF	Option Card Using Default Settings
1								Log Activity
	1	Log#	1-4	0xFF	0xFF	0xFF	0xFF	Reset
	2	Log#	1-4	0xFF	0xFF	0xFF	0xFF	Log Retrieval Begin
	3	Log#	0-4	0xFF	0xFF	0xFF	0xFF	Log Retrieval End
2								Clock Activity
	1	Old Year	1-4	Old Month, Day, Hour, Minute, Second				Clock Changed
	2	0	0	0xFF	0xFF	0xFF	0xFF	Daylight Time On
	3	0	0	0xFF	0xFF	0xFF	0xFF	Daylight Time Off
	4	Sync Method 1=NTP 4=Line sync	0	0xFF	0xFF	0xFF	0xFF	Auto Clock Sync Failed
	5	Sync Method 1=NTP 4=Line sync	0	0xFF	0xFF	0xFF	0xFF	Auto Clock Sync Resumed
3								Reset Activity
	1	0	0-4, 7	0xFF	0xFF	0xFF	0xFF	Max & Min Reset
	2	0	0-4, 7	0xFF	0xFF	0xFF	0xFF	Energy Reset
	3	Slot#	0-4	1 (Inputs) or 2 (Outputs)	0xFF	0xFF	0xFF	Accumulators Reset
	4							File System Reset
	5	0	0-4, 7	0xFF	0xFF	0xFF	0xFF	Reset Cumulative Demand
	6	1-Monthly Demand Reset	0	0xFF	0xFF	0xFF	0xFF	Reset TOU Energy (Mpnthly Demand)

3: Retrieving Logs

	6	2-Season Demand Reset	0	0xFF	0xFF	0xFF	0xFF	Reset TOU energy (Season Demand)
4								Settings Activity
	1	0	1-4, 7	0xFF	0xFF	0xFF	0xFF	Password Changed
	2	0	1-4	0xFF	0xFF	0xFF	0xFF	V-switch Changed
	3	0	1-4, 7	0xFF	0xFF	0xFF	0xFF	Programmable Settings Changed
	4	0	1-4, 7	0xFF	0xFF	0xFF	0xFF	Measurement Stopped
	5	0	1-4	Info changed		Related user		Change security register
5								Boot Activity
	1	0	1-4	FW version				Exit to Boot
6								Error Reporting & Recovery
	4	Log #	0	0xFF	0xFF	0xFF	0xFF	Log Babbling Detected
	5	Log #	0	# Records Discarded		Time in Seconds		Babbling Log Periodic Summary
	6	Log #	0	# Records Discarded		Time in Seconds		Log Babbling End Detected
	7	Sector#	0	Error Count		Stimulus	0xFF	Flash Sector Error
	8	0	0	0xFF	0xFF	0xFF	0xFF	Flash Error Counters Reset
	9	0	0	0xFF	0xFF	0xFF	0xFF	Flash Job Queue Overflow
	10	1	0	0xFF	0Xff	0xFF	0xFF	Bad NTP Configuration
	12	0	0	0xFF	0xFF	0xFF	0xFF	Clock queue full error
7			Note: (0 for button press, 1-4 for COMs)					Test Mode Activity
	1	0	0-4	0xFF	0xFF	0xFF	0xFF	Enter Test Mode
	2	0	0-4	0xFF	0xFF	0xFF	0xFF	Exit Test Mode

3: Retrieving Logs

	3	0	0-4	0xFF	0xFF	0xFF	0xFF	Saving Energy to File Successful
	4	0	0-4	0xFF	0xFF	0xFF	0xFF	Saving Energy to File Unsuccessful
	5	0	0-4	0xFF	0xFF	0xFF	0xFF	Preset Energy from File Successful
	6	0	0-4	0xFF	0xFF	0xFF	0xFF	Preset Energy from File Unsuccessful
8								File System Activity
	1	0	0-4	File#	0xFF	0xFF	0xFF	File Write Successful
	2	0	0-4	File#	0xFF	0xFF	0xFF	File Write Unsuccessful
	3	0	0-4	From File#	To File#	0xFF	0xFF	File Copy Successful
	4	0	0-4	From File#	To File#	0xFF	0xFF	File Copy Unsuccessful
9								Demand Deferral
	0	0	0xFF	0xFF	0xFF	0xFF	0xFF	Demand Deferral Inactive
	1	0	0xFF	0xFF	0xFF	0xFF	0xFF	Demand Deferral Active
10		Not Used						Security
	0	Source ID	Source Port	Session Port	Logged User ID	0	0	Login Success
	1	Source ID	Source Port	Session Port	Logged User ID	0	0	Closed by User
	2	0	0	Session Port	Logged User ID	0	0	Closed by Timer
	3	Source ID	Source Port	0	0	0	0	Blocked/Closed by Login Fail
	4	Source ID	Source Port	0	0	Reqst Privilege	0	Denied None Logged
	5	Source ID	Source Port	Session Port	Logged User ID	Reqst Privilege	0	Denied Cross-Port
	6	Source ID	Source Port	Session Port	Logged User ID	Reqst Privilege	0	Privilege Denied Not Granted
	7	Source ID	Source Port	Session Port	Logged User ID	Reqst Privilege	0	Granted
	8	Source ID	Source Port	0	0	0	0	Security Enabled
	9	Source ID	Source Port	Session Port	0	0	0	Security Disabled

	10	Source ID	Source Port	Session Port	Logged User ID	Changed Flags	Index of Edited User	Security Info Changed
	11	Source ID	Source Port	0	0	Failed Attempts	0	Failed Login Attempts Last 15 Mins
	12	Source ID	Source Port	Session Port	Logged User ID	Reqst Privilege #1	Regst Privilege #2	Denied Due to Lack of Privilege
0x88								Sector Activity
	1	Sector# (low byte)	Sector# (high byte)	Log #	0xFF	Error Count		Acquire Sector
	2	Sector# (low byte)	Sector# (high byte)	Log #	0xFF	0xFF	0xFF	Release Sector
	3	Sector# (low byte)	Sector# (high byte)	Erase Count				Erase Sector
	4	Log#	0	0xFF	0xFF	0xFF	0xFF	Write Log Start Record

- log# values: 0 = system log, 1 = alarms log, 2-7 = historical logs 1-6, 8 = diagnostic log, 9 = voltage and Temperature log, 10 = I/O change log, 11 = programmable setting, 12 = programmable setting copy, 13 = PQ log, 14 = waveform log, 15 = max/min log, 16 = TOU programmable setting, 17 = TOU programmable setting copy, 18 = TOU month data, 19 = TOU season data, 20 = TOU activity log, 21 = TOU snapshot
- sector# values: 0-511
- slot# values: 1-2

NOTES:

- The clock changed event shows the clock value just before the change in the Mod and Parm bytes. Parms are bit-mapped:
 - b31 - b28 month
 - b27 - b23 day
 - b22 daylight savings time flag

- b20 - b16 hour
- b13 - b8 minute
- b5 - b0 second
- unused bits are always 0
- Sync method: 1 = NTP
- Stimulus for a flash sector error indicates what the flash was doing when the error occurred: 1 = acquire sector, 2 = startup, 3 = empty sector, 4 = release sector, 5 = write data
- File #:
 - 0 = Fonts file 1
 - 1 = Screen file
 - 2 = DNP XML Profile
 - 3 = ANSI file
 - 4 - 7 = Reserved
 - 8 - 11 = User file 1 to 4
 - 12 = Programmable settings file 1
 - 13 = Programmable settings file 2
 - 14 = TOU programmable settings file 1
 - 15 = TOU programmable settings file 2
 - 16 = Energy file
 - 17 = Default screens file
 - 18 = Last known good screens
 - 19 = Default firmware

- 20 = Current firmware
 - 21 = Last known good firmware
 - 22 = Reserved 1
 - 23 = Reserved 2
 - 24 = Fonts file 2
- Below is the bitmap for the Clock Change Event Params:

Bits	Value
0-5	Second
8-13	Minute
16-20	Hour
22	Daylight Savings time flag
23-27	Day
28-31	Month

- Flash error counters are reset to zero in the unlikely event that both copies in EEPROM are corrupted
- The flash job queue is flushed (and log records are lost) in the unlikely event that the queue runs out of space
- A "babbling log" is one that is saving records faster than the meter can handle long term. When babbling is detected, the log is frozen and no records are appended for five minutes. Onset of babbling occurs when a log fills a flash sector in less than one minute, or creates greater than 100 records in one minute. Note that this applies only to Power Quality and Waveform logs, since all other logs have limits that prevent babbling. After five minutes, the log will be able to record, again.
- Logging of diagnostic records may be suppressed via flash programmable settings
- Info changed is bit-mapped; these are the definitions:
 - 0x0100 User changed
 - 0x0200 User privileges changed

- ### Alarm Record:

Size: 10 bytes (16 bytes image)

- **Direction:** The direction of the alarm event: whether this record indicates the limit going out, or coming back into limit.

- Limit Type: Each limit (1-16) has both an above condition and a below condition. Limit Type indicates which of those the record represents.

- 3-48

- **Limit ID:** The specific limit this record represents. The Limit ID is stored in bits 5-7, as shown in the table, below. The specific details for the limit (what data channel the limit is set up for and the specific limit settings) are stored in the meter's programmable settings.

Limit ID	Value	Limit
0000	0	1
0001	1	2
0010	2	3
0011	3	4
0100	4	5
0101	5	6
0110	6	7
0111	7	8
1000	8	9
1001	9	10
1010	10	11
1011	11	12
1100	12	13
1101	13	14
1110	14	15
1111	15	16

A value in the range 0-7 represents limits 1-8. In order to see if the byte is representing limits 8-16, you must check bit 4. If bit 4 is set, i.e., it is "1", add 8 to the limit ID.

For example, in the chart above Limit ID 0111 has a value of 7, which indicates Limit 8; and Limit ID 1111 has a value of 15, which indicates Limit 16.

- **Value:** Depends on the Direction:
 - If the record is "Going out of limit," this is the value of the limit when the "Out" condition occurred.

- If the record is "Coming back into limit," this is the "worst" value of the limit during the period of being "out": for High (above) limits, this is the highest value during the "out" period; for Low (below) limits, this is the lowest value during the "out" period.

Byte	0	1	2	3	4	5	6	7	8	9
Value	Identifier		Above Setpoint		Above Hyst.		Below Setpoint		Below Hyst.	

Interpretation of Alarm Data:

To interpret the data from the alarm records, you need the limit data from the Programmable Settings [30345, 80 registers].

There are 16 limits, each with an Above Setpoint, and a Below Setpoint. Each setpoint also has a threshold (hysteresis), which is the value at which the limit returns "into" limit after the setpoint has been exceeded. This prevents "babbling" limits, which can be caused by the limit value fluttering over the setpoint, causing it to go in and out of limit continuously.

- Identifier: The first modbus register of the value that is being watched by this limit. While any modbus register is valid, only values that can have a Full Scale will be used by the Shark® 250 meter.
- Above Setpoint: The percent of the Full Scale above which the value for this limit will be considered "out."
 - Valid in the range of -200.0% to +200.0%
 - Stored as an integer with 0.1 resolution. (Multiply % by 10 to get the integer, divide integer by 10 to get %. For example, 105.2% = 1052.)
- Above Hysteresis: The percent of the Full Scale below which the limit will return "into" limit, if it is out. If this value is above the Above Setpoint, this Above limit will be disabled.
 - Valid in the range of -200.0% to +200.0%.
 - Stored as an integer with 0.1 resolution. (Multiply % by 10 to get the integer, divide integer by 10 to get %. For example, 104.1% = 1041.)

- Below Setpoint: The percent of the Full Scale below which the value for this limit will be considered "out."
- Valid in the range of -200.0% to +200.0%.
- Stored as an integer with 0.1 resolution. (Multiply % by 10 to get the integer, divide integer by 10 to get %. For example, 93.5% = 935.)
- Below Hysteresis: The percent of the Full Scale above which the limit will return "into" limit, if it is out. If this value is below the Below Setpoint, this Below limit will be disabled.
- Valid in the range of -200.0% to +200.0%.
- Stored as an integer with 0.1 resolution. (Multiply % by 10 to get the integer, divide integer by 10 to get %. For example, 94.9% = 949.)
- The Full Scale is the "nominal" value for each of the different types of readings. To compute the Full Scale, use the following formulas:

Current	CT Numerator
Voltage	PT Numerator
Power 3-Phase (WYE)	$[\text{CT Numerator}] \times [\text{PT Numerator}] \times 3$
Power 3-Phase (Delta)	$[\text{CT Numerator}] \times [\text{PT Numerator}] \times 3 \times \text{sqrt}(3)$
Power Single Phase (WYE)	$[\text{CT Numerator}] \times [\text{PT Numerator}]$
Power Single Phase (Delta)	$[\text{CT Numerator}] \times [\text{PT Numerator}] \times \text{sqrt}(3)$
Frequency (Calibrated at 60 Hz)	60
Frequency (Calibrated at 50 Hz)	50
Power Factor	1.0
THD, Harmonics	100.0%
Angles	180°

- To interpret a limit alarm fully, you need both the start and end record (for duration).

- There are a few special conditions related to limits:
 - When the meter powers up, it detects limits from scratch. This means that multiple "out of limit" records can be in sequence with no "into limit" records. Cross- reference the System Events for Power Up events.
 - This also means that if a limit is "out," and it goes back in during the power off condition, no "into limit" record will be recorded.
 - The "worst" value of the "into limit" record follows the above restrictions; it only represents the values since power up. Any values before the power up condition are lost.

Historical Log Record:

Byte	0	1	2	3	4	5	6	-	-	N
Value	timestamp						values . . .			

Size: 6+2 x N bytes (12+2 x N bytes), where N is the number of registers stored.

Data: The Historical Log Record data is 2 x N bytes, which contains snapshots of the values of the associated registers at the time the record was taken. Since the meter uses specific registers to log, with no knowledge of the data it contains, the Programmable Settings need to be used to interpret the data in the record. See Historical Logs Programmable Settings for details.

I/O Change Log Record:

I/O Change Log tables:

Byte	0	1	2	3	4	5	6	7	8	9
Value	Timestamp					Card 1 Changes		Card 1 States	Card 2 Changes	Card 2 States

Card Change Flags:

Bit	7	6	5	4	3	2	1	0
Value	Out 4 Change	Out 3 Change	Out 2 Change	Out 1 Change	In 4 Change	In 3 Change	In 2 Change	In 1 Change

Card Current States:

Bit	7	6	5	4	3	2	1	0
Value	Out 4 State	Out 3 State	Out 2 State	Out 1 State	In 4 State	In 3 State	In 2 State	In 1 State

Size: 10 bytes (16 bytes)

Data: The states of the relay and digital inputs at the time of capture for both Option cards 1 and 2. If the option card does not support I/O Change Records (no card or not a Digital Option Card), the value will be 0.

NOTES:

- An I/O Change log record will be taken for each Relay and Digital Input that has been configured in the Programmable Settings to record when its state changes.
- When any one configured Relay or Digital Input changes, the values of all Relays and Digital Inputs are recorded, even if they are not so configured.

Waveform Log Record:

Byte	0	1	2	3	4	5	6	7	8	-	-	969
Value	Timestamp						Capture #	Record #	Record Payload			

Size: 970 bytes

Data: Each waveform record is 970 bytes, which contains the timestamp, the capture number it is associated with (all 26 will have the same capture #), its own record number (numbered 0-25) and the payload.

NOTE: The waveform records must be in sequential order. Verify that the record numbers are sequential, and if they are not, the retrieval of that capture must be restarted.

PQ Event Record:

Byte	0	1	2	3	4	5	6	7	8	9	10	11	12	13	14	...	31	32	...	43	44	...	50	51	...	57
Value	Timestamp						Pres- ent States	Event Chan- nels	Cap- ture #	Flags	Event Cycle Tag	Worst Excursion RMS	Sample Calibrations	Millisecond Timestamp	Not Used (0X0)											

Size: 58 bytes

Data: See the first table in the PQ Event Log Retrieval section for detailed information about the data.

NOTE: The "not used" section of the PQ Event record byte-map is simply 0.

3.10: Waveform Log Retrieval

The waveform log is unique among the logs in that each capture is composed of 26 waveform records, and each record requires 4 windows to retrieve. For more information on record retrieval, see [3.3.4: Retrieve the Records, on page 3-10](#). The 26 waveform records adhere to the following byte-map.

SIZE	CONTENT	NOTES	OFFSET
6 bytes	Timestamp	All 26 records have the same time-stamp	0
1 byte	Capture Number	All 26 records have the same capture number	6
1 byte	Record Number	Records are numbered 0-25	7
962 bytes	Record Payload	Waveform Record payload. All 26 Waveform Record Payloads combined create a Waveform Capture	8

A single waveform capture is the aggregation of all 26 waveform record payloads, thus totaling 25,012 bytes in size. The resulting waveform capture contains the following byte structure:

Bytes	Block
36	Header
380	Reserved (0xFF)
2	Channel ID for V AN or V AB = AN or AB
4096	Channel AN (Wye) or AB (Delta) samples
2	Channel ID for Ia = IA
4096	Channel IA samples
2	Channel ID for V BN or V BC = BN or BC
4096	Channel BN (Wye) or BC (Delta) samples
2	Channel ID for Ib = IB
4096	Channel IB samples
2	Channel ID for V CN or V CA = CN or CA
4096	Channel CN (Wye) or CA (Delta) samples
2	Channel ID for Ic = IC
4096	Channel IC samples

NOTE: The order of the channels is not fixed. The channel ID must be used to determine which channel block is being presented.

Breaking the waveform capture down further, the specific blocks (Header and Channel Blocks) are as follows:

(**NOTE:** 1b = 1 byte, 2b = 2 bytes.)

Trigger Source (2b)		SmpRate (1b)	Flags (1b)
TriggerType	TrigCap#	Trigger Cycle Tag (2b)	
First Sample Tag		Last Sample Tag	
Trigger Cycle RMS Va		Trigger Cycle RMS Ia	
Trigger Cycle RMS Vb		Trigger Cycle RMS Ib	
Trigger Cycle RMS Vc		Trigger Cycle RMS Ic	
Sample Calibration Va		Sample Calibration Ia	
Sample Calibration Vb		Sample Calibration Ib	
Sample Calibration Vc		Sample Calibration Ic	

Channel Sample Block Definition (4098 bytes)

Channel ID (2b)	Sample 1 (2b)
Sample 2 (2b)	Sample 3 (2b)
Sample 4 (2b)	Sample 5 (2b)
...	...
Sample 2046 (2b)	Sample 2047 (2b)
Sample 2048 (2b)	

Following is a detailed breakdown of the Waveform Payload Record byte-map (see [3.8: Shark® 250 Meter Logs, on page 3-31](#)):

**Waveform Non-Sample Capture Summary
Record Information**

SIZE	CONTENT	NOTES	OFFSET
2 bytes	Trigger Source	All bit mapped per trigger events.	0
1 byte	Sample Rate	From programmable settings.	2
1 byte	Flags	Bit map. 0 indicates the capture is contiguous with the previous capture. Other bits not used.	3
1 byte	Trigger Type	0 = Normal RMS; 1 = Adaptive RMS; 2 = wave shape; 3-255 not used.	4
1 byte	Trigger Capture Number	Usually same as current capture number. May differ if this is a re-trigger.	5
2 byte	Trigger Cycle Tag	0-2047.	6
2 bytes	First Sample Tag	0-2047.	8
2 bytes	Last Sample Tag	0-2047.	10
2 bytes	Trigger Cycle RMS for V AN/V AB Channel	0-32767.	12
10 bytes	Trigger Cycle RMS for Remaining Channels	Channels in order: Ia, Vb, Ib, Vc, Ic.	14
2 bytes	Va Sample Calibration	Value 0-32767. Apply to each Va sample to obtain secondary voltage sampled: volts (or amps) = (RMS*calibration)/1,000,000	24
2 bytes	Ia Sample Calibration	Same as above, except there are no hookup issues.	26
3 bytes	Vb & Ib Calibrations	Same as Va & Ia, above.	28
3 bytes	Vc & Ic Calibrations	Same as Va & Ia, above.	32
8 bytes	Millisecond Timestamp	Same timestamp as the record header, but with the ms included.	36

Parsing a Waveform Capture

To parse the waveform capture, follow this procedure:

1. Download the entire capture. When engaging the log for retrieval, the number of records will always be 1, and the repeat count will always be 4. Because of the large records (970 bytes), you must use Function Code 0x23, with 4 repeat counts. An example request message would be: 0123C351007C04. See [3.3: Log Retrieval Procedure, on page 3-4](#), for details.

It may take a while to get a response, so if you get a Slave Busy Modbus exception, try again.

2. The data that comes back will be the window index and window data, repeated 4 times. For each block, you must check that the window status and window index are correct.

If the window status is 0xFF, then the data is not ready, and you should request that record again. See [3.7.3: Log Retrieval Example, on page 3-23](#), for an example of this point.

3. Once you know you have the right data, check the waveform record header to make sure you have received the correct record and then parse the data by copying out the window data and skipping the window indices.

You should be receiving waveform records sequentially, from 0 to 25. If the number is out of order, or invalid, then the waveform may be corrupt, and you should retrieve the waveform capture from the beginning by manually setting the record index to start at.

Once you know you have the right record, from window index 0 the first 8 bytes (the timestamp and record info) must be skipped. This will result in a stripping of the Record Header, Capture and Record Numbers which will leave only the Waveform Record Payload (see the table on C-43). You only need to store the timestamp from the first record, as each of the 26 records have the same timestamp.

4. Copy the record data (record payload) to the output (e.g., an array of byte arrays - each byte array representing a waveform record) and repeat this stripping process for all 26 waveform records. Once done, combine all 26 header-stripped records into a single byte array thus creating the waveform capture:

```
const uint RECORD_PAYLOAD_SIZE = 962;
const uint MAX_WAVEFORM_CAPTURE_SIZE = 25012;
...
byte[] waveform_capture = new byte[MAX_WAVEFORM_CAPTURE_SIZE];
...
// combine all binary data from waveform records to create waveform capture
for (int i = 0; i < 26; ++i)
{
    waveform_record[i].CopyTo(waveform_capture, RECORD_PAYLOAD_SIZE * i);
}
```

Here is an example of the beginning of a waveform capture from the above instruction:

```
// Snippet starts from header block (address 0x00) and ends some bytes
past first channel block
00000000 01 80 06 00 00 47 02 00 00 00 07 FF 07 4C 00 26
00000010 00 21 00 20 00 22 00 25 D3 21 19 6C 1C B0 02 64
00000020 D3 AA 1A F3 FF FF FF FF FF FF FF FF FF FF FF
...
000001a0 FF FF FF FF FF FF FF FF 41 4E 00 00 1A 70 19 50 //414E = "AN"
000001b0 18 88 17 78 16 60 15 80 14 98 13 70 12 E0 12 10
000001c0 11 18 10 68 0F 90 0E 90 0E 00 0D 68 0C D8 0C D0
000001d0 0C A8 0C 48 0C 70 0C 68 0C 30 0C 60 0C 98 0D 00
...
waveform_capture[424] // 41 = 'A'
waveform_capture[425] // 4E = 'N'
```

Processing a Waveform Capture

Once the waveform capture has been created, you can use the waveform capture byte-map (see tables earlier in this section) to extract the RMS and channel sample data values desired. Take note that the waveform capture byte-map is in MSB (hi-byte, lo-byte) form.

The following is an example snippet in which we first parse the waveform capture header values and then each waveform capture channel block using a predefined function. (**NOTE:** We assume the channel blocks to be in order in this example, e.g. AN, IA, BN, IB, CN, IC. These channels can be in any order and it is up to you to check which channel ID values you are currently processing).

```

// HEADER BLOCK PARSING - Get Waveform Capture header values (hi-byte,
lo-byte)
trigger_source = BitConverter.ToUInt16(new byte[2] { waveform_capture[0], waveform_capture[1] }, 0);
sample_rate    = waveform_capture[2];
flags         = waveform_capture[3];
...
rms_va        = BitConverter.ToUInt16(new byte[2] { waveform_capture[12],
waveform_capture[13] }, 0);
rms_ia        = BitConverter.ToUInt16(new byte[2] { waveform_capture[14],
waveform_capture[15] }, 0);
...
calibration_va = BitConverter.ToUInt16(new byte[2] { waveform_capture[24], waveform_capture[25] }, 0);
calibration_ia = BitConverter.ToUInt16(new byte[2] { waveform_capture[26], waveform_capture[27] }, 0);
...
// CHANNEL BLOCK PARSING - predefined function
public static List<int> GetChannelSampleData(byte[] waveform_capture,
int start_byte)
{
    int temp;
    int begin = start_byte + 2;           // skip Channel ID (e.g.
    "AN", "IA", etc) and get data start
    int end = start_byte + 4098;
    List<int> list = new List<int>();

    for (int i = begin; i < end; i += 2)
    {
        // hi-byte, lo-byte
        temp = BitConverter.ToUInt16(new byte[2] { waveform_capture[i], waveform_capture[i+1] }, 0);
        list.Add(temp);
    }
    return list;
}
// store the starting byte positions of the channel blocks
public enum Channel_ID
{
    VOLTS_AN      = 424,
    CURRENT_IA    = 4522,
    VOLTS_BN      = 8620,
    CURRENT_IB    = 12718,
    VOLTS_CN      = 16816,
    CURRENT_IC    = 20914
}
// CHANNEL BLOCK PARSING - get sample values from capture
List<int> volts_an      = GetChannelSampleData(waveform_capture,
(int)Channel_ID.VOLTS_AN);
List<int> current_ia    = GetChannelSampleData(waveform_capture,
(int)Channel_ID.CURRENT_IA);
List<int> volts_bn      = GetChannelSampleData(waveform_capture,
(int)Channel_ID.VOLTS_BN);

```

```
List<int> current_ib = GetChannelSampleData(waveform_capture,  
(int)Channel_ID.CURRENT_IB);  
List<int> volts_cn = GetChannelSampleData(waveform_capture,  
(int)Channel_ID.VOLTS_CN);  
List<int> current_ic = GetChannelSampleData(waveform_capture,  
(int)Channel_ID.CURRENT_IC);
```

To convert the acquired RMS and channel sample data values into their primary values, the following formula must be applied:

$$\text{primary value} = \left(\frac{\text{ADC value} * \text{calibration}}{1000000} \right) * \text{ratio}$$

- ADC Value is the primary value desired to be acquired. Can refer to either:
 - RMS values (Trigger Cycle RMS, Trigger Cycle RMS, etc.)
 - Sample values (Volts AN, Current IA, Volts BN, etc.)
- Calibration is the sample calibration value for corresponding channel.
- Ratio is either PT Ratio or CT Ratio (acquired from Programmable Settings)
 - PT Ratio for voltage
 - CT Ratio for current

For example, if you are looking for the primary Trigger RMS Va value and given the following:

PT Numerator = 1200V

PT Denominator = 120V

CT Numerator = 1000A

CT Denominator = 5A

Trigger Cycle RMS Va = 4505

Trigger Cycle RMS Ia = 30133

Trigger Cycle RMS Vb = 5408

Sample Calibration Va = 42049

Sample Calibration Ia = 7329

Sample Calibration Vb = 29183

The desired result would be:

Primary RMS Va = $((4505 * 42049) / 1000000) * (1200V/120V) = 1894.3V$

```
// Convert rms values to primary values
public static double GetPrimaryValue(int adc_value, double calibration,
double ratio)
{
return ( (adc_value * calibration) / 1000000 ) * ratio;
}
double primary_rms_va = GetPrimaryValue(rms_va, calibration_va, pt_ratio);
double primary_rms_ia = GetPrimaryValue(rms_ia, calibration_ia, ct_ratio);
double primary_rms_vb = GetPrimaryValue(rms_vb, calibration_vb, pt_ratio);
double primary_rms_ib = GetPrimaryValue(rms_ib, calibration_ib, ct_ratio);
double primary_rms_vc = GetPrimaryValue(rms_vc, calibration_vc, pt_ratio);
double primary_rms_ic = GetPrimaryValue(rms_ic, calibration_ic, ct_ratio);
// Convert raw sample data values to primary values
public static List<double> GetPrimaryValues(int[] adc_value, double calibration, double ratio)
{
double temp;
List<double> list = new List<double>();

for (int i = 0; i < adc_value.Length; ++i)
{
temp = ((adc_value[i] * calibration) / 1000000) * ratio;
list.Add(temp);
}
return list;
}
List<double> primary_an = GetPrimaryValues(volts_an.ToArray(), calibration_va, pt_ratio);
List<double> primary_ia = GetPrimaryValues(current_ia.ToArray(), calibration_ia, ct_ratio);
List<double> primary_bn = GetPrimaryValues(volts_bn.ToArray(), calibration_vb, pt_ratio);
List<double> primary_ib = GetPrimaryValues(current_ib.ToArray(), calibration_ib, ct_ratio);
List<double> primary_cn = GetPrimaryValues(volts_cn.ToArray(), calibration_vc, pt_ratio);
List<double> primary_ic = GetPrimaryValues(current_ic.ToArray(), calibration_ic, ct_ratio);
```

NOTE: For Class 2 units, primary_ia, primary_ib, and primary_ac should be divided by 10.

Additional Waveform Processing

Waveform trigger condition information can also be collected from the waveform capture. As processed in the previous section, the following header values will be used for the trigger conditions:

```
trigger_source = BitConverter.ToUInt16(new byte[2] { waveform_capture[0], waveform_capture[1] }, 0);
sample_rate    = waveform_capture[2];
trigger_type   = waveform_capture[4];
trigger_capture_num = waveform_capture[5];
trigger_cycle_tag = BitConverter.ToUInt16(new byte[2] { waveform_capture[6], waveform_capture[7] }, 0);
```

The trigger source value acquired from the waveform capture header must be parsed to get the specific trigger condition error string (for example, voltage surge or voltage sag).

```
bool deltaHookup; // hookup flag
...
int[] trigger_state = new int[16]; // to represent 16 individual "bits"
Array.Clear(trigger_state, 0, trigger_state.Length); // set all "bits" to 0

// set the individual trigger_state bit flags using trigger_source from waveform capture for (int i = 0; i < trigger_state.Length; ++i)
{
    trigger_state[i] = (trigger_source / (2 ^ i)) & 1; // remember hi-byte+lo-byte order
}
...
String triggered_str = "";
for (int i = 0; i < trigger_state.Length; ++i)
{
    if (trigger_state[i] > 0)
    {
        switch (i)
        {
            case 0:
                if (deltaHookup)
                    triggered_str = triggered_str + "Vab=Surge";
                else
                    triggered_str = triggered_str + "Van=Surge";
                break;
        }
    }
}
```



```

case 1:
    if (deltaHookup)
        triggered_str = triggered_str + "Vab=Surge";
    else
        triggered_str = triggered_str + "Van=Surge";
    break;
case 2:
    if (deltaHookup)
        triggered_str = triggered_str + "Vcb=Surge";
    else
        triggered_str = triggered_str + "Vcn=Surge";
    break;
case 3:
    triggered_str = triggered_str + "Ia=Surge";
    break;
case 4:
    triggered_str = triggered_str + "Ib=Surge";
    break;
case 5:
    triggered_str = triggered_str + "Ic=Surge";
    break;
case 6:
    if (deltaHookup)
        triggered_str = triggered_str + "Vab=Sag";
    else
        triggered_str = triggered_str + "Van=Sag";
    break;
case 7:
    if (deltaHookup)
        triggered_str = triggered_str + "Vbc=Sag";
    else
        triggered_str = triggered_str + "Vbn=Sag";
    break;
case 8:
    if (deltaHookup)
        triggered_str = triggered_str + "Vcb=Sag";
    else
        triggered_str = triggered_str + "Vcn=Sag";
    break;
case 15:
    triggered_str = triggered_str + "Manual Trigger";
    break;
}
}
}

```

The trigger cycle tag value from the waveform capture header provides the specific cycle within the waveform capture on which the trigger condition occurred.

To give an example of what the trigger cycle tag provides, the following is a snippet from a CSV generated output of the raw sample values (non-primary values) from a waveform capture. The index at which the samples are located within the CSV file is specified in the first column. With a trigger cycle tag of 512 and the following table:

SAMPLES						
INDEX	VOLTS AN	CURRENT IA	VOLTS BN	CURRENT IB	VOLTS CN	CURRENT IC
27	0	0	0	0	0	0
28	6768	6792	5840	6800	5784	6880
29	6480	6736	5872	6816	5792	6936
30	6280	6776	5864	6872	5816	6960
31	6008	6784	5872	6792	5768	6904
32	5728	6736	5864	6864	5856	6960
...						
536	7408	6712	5832	6808	5800	6984
537	7248	6776	5880	6848	5848	6984
538	7000	6776	5896	6864	5848	6928
539	6712	6752	5864	6808	5800	6976
540	6536	6776	5888	6848	5856	6976
541	6280	6840	5920	6920	5880	6832
542	5960	6752	5856	6800	5776	6912

Seeing as the samples began being recorded at index 27 within the CSV output, that value has to be added to the trigger cycle tag value as an offset to get the exact cycle of where the trigger condition occurred, which would be at index 539.

Sample Rate is the number of samples in a single cycle at a nominal 60 Hertz. For example, at a sample rate of 512, there are 512 samples in a single nominal (time locked) cycle. Note that this means that there are 512 samples every 16.6~ms.

The sample rate also affects the duration of the capture. Since the capture records a fixed number of samples, the number of cycles recorded is dynamic based off the sampling rate. For example, at 512 samples per cycle, 4 cycles can be record. At 32 samples per cycle, 64 cycles can be recorded.

To calculate the duration of the capture, in milliseconds, the following formula must be applied:

$$duration = \left(\frac{\text{number of samples} * 1000}{\text{sample rate} * 60} \right)$$

- number of samples is number of samples in the capture per channel (2048 samples)

For example, given a sample rate of 1024, the duration would be:

$$((2048 * 1000) / (1024 * 60)) = (2048000 / 61440) = 33.333 \text{ ms}$$

3.11: PQ Event Log Retrieval

The following is a detailed breakdown of the PQ Event Record byte-map (see 3.8: Shark® 250 Meter Logs, on page 3-31):

PQ Event Record Definition 1

SIZE	CONTENT	NOTES	OFFSET
6 bytes	Timestamp	Timestamp of the record	0
2 bytes	Present States	Bit mapped per trigger events. 0 indicates an untriggered state.	6
2 bytes	Event Channels	Bit mapped per trigger events. 1 indicates a channel changed state and that the change to the present state caused the event.	8
1 byte	Capture Number	0 if cycle was not captured, 1-255 if all or part of the cycle was captured	10
1 byte	Flags	Always 0	11
2 bytes	Event Cycle Tag	Tag of the last sample in the event cycle	12
18 bytes	Worst Excursion RMS	For events ending a surge or sag episode (e.g. return to normal), RMS of the channel is the worst excursion (highest surge, lowest sag) for the episode. 0 for other channels. Same units as Waveform Records	14
12 bytes	Sample Calibrations	Same as sample calibrations in waveform log non-sample capture summary	32
7 bytes	Millisecond Timestamp	Same timestamp as the record header, but with the ms included.	44
14 bytes	not used	Always 0	51

Here is a visual layout of the PQ Event Record definition above (with the timestamp stripped): (**NOTE:** 1b = 1 byte, 2b = 2 bytes, 6b = 6 bytes)

PQ Event Record Definition 2

Size: 52 bytes

Timestamp (6b)			
Present States (2b)		Event Channels (2b)	
Capture # (1b)	Flags (1b)	Event Cycle Tag (2b)	
Worst Excursion RMS - Va Surge		Worst Excursion RMS - Vb Surge	
Worst Excursion RMS - Vc Surge		Worst Excursion RMS - Ia Surge	
Worst Excursion RMS - Ib Surge		Worst Excursion RMS - Ic Surge	
Worst Excursion RMS - Va Sag		Worst Excursion RMS - Vb Sag	
Worst Excursion RMS - Vc Sag		Sample Calibration Va (2b)	
Sample Calibration Ia (2b)		Sample Calibration Vb (2b)	
Sample Calibration Ib (2b)		Sample Calibration Vc (2b)	
Sample Calibration Ic (2b)		unused	unused
unused	unused	unused	unused
unused	unused	unused	unused
unused	unused	unused	unused

NOTE: Byte order is in MSB.

Parsing a PQ Event Record

Use the table above to parse the PQ Event Record values you need. The following is an example binary snippet of a PQ Event Record (with a table map of the contents):

PQ Event Record Binary Content Mapping			
Superscript #	Content	Superscript #	Content
1	timestamp	13	Va sag
2	present states	14	Vb sag
3	event channels	15	Vc sag
4	capture number	16	Va calibration
5	flags	17	Ia calibration
6	event cycle tag	18	Vb calibration
7	Va surge	19	Ib calibration
8	Vb surge	20	Vc calibration
9	Vc surge	21	Ic calibration
10	Ia surge	22	not used
11	Ib surge	23	padded zeroes
12	Ic surge	-	-

```
[0C 04 1E 4B 10 24]1 [01 C0]2 [01 C0]3 [00]4 [00]5 [00 00]6 [00 00]7
[00 00]8 [00 00]9 [00 00]10 [00 00]11 [00 00]12 [00 00]13 [00 00]14
[00 00]15 [D3 21]16 [19 6C]17 [1C B0]18 [02 64]19 [D3 AA]20 [1A F3]21
[00 00 00 00 00 00 00 00 00 00 00 00 00 00 00]22 [00 00 00 00 00 00]23
```

From the above content, the values would be as follows:

```
timestamp= 2012/04/30 11:16:36 AM
present_states = 0000 0001 1100 0000 (see table above for bit breakdown)
Volts C Sag
Volts B Sag
Volts A Sag
event_channels = 0000 0001 1100 0000 (see table above for bit breakdown)
Volts C Sag
Volts B Sag
Volts A Sag
capture_num = 0
flags= 0
event_cycle_tag = 0
we_rms_va_surge = 0
we_rms_vb_surge = 0
we_rms_vc_surge = 0
```

```
...
we_rms_va_sag = 0
we_rms_vb_sag = 0
we_rms_vc_sag = 0
calibration_va  = 54049
calibration_ia  = 6508
...
calibration_ic  = 6899
```

Processing a PQ Event Record

The worst excursion RMS values are specified as ADC values, and to convert them to primary, you use the same primary value formula provided under the "Processing a Waveform Capture" section of [3.10: Waveform Log Retrieval, on page 3-55](#).

PQ events come with numerous PQ records. From this numerous set, normally there exists a specific pair of PQ records (special cases will be discussed later), one that is created at the beginning of the PQ event and one created at the end of the PQ event - an Out and Return PQ record. Using these two records along with all the other PQ records in between them, you will be able to calculate the duration of the PQ event.

To further elaborate, whenever an "out" event happens (i.e., when a voltage surge or sag occurs), the "Out" PQ Record for that PQ event is created. Likewise, when this said "out" event returns (i.e., the voltage surge or sag returns to normal levels), the "Return" PQ Record for that PQ event is created. From these two particular PQ records, calculating the difference of their timestamps will provide the duration of the PQ event. However, neither of the two PQ records (i.e., the Out and Return) know of each other. In order to find a particular Out and Return PQ record pair, the present states and event channel byte arrays from all the PQ records, including and in between the Out and Return PQ records themselves, must be used (see instructions in the "Parsing a PQ Event Record" of [3.11: PQ Event Log Retrieval, on page 3-68](#)).

Here is the bitmap for both the present states and event channel byte arrays:

Present State/Event Channel Definition (2 bytes)

bit	
0	Volts A Surge
1	Volts B Surge
2	Volts C Surge
3	Current A Surge
4	Current B Surge
5	Current C Surge
6	Volts A Sag
7	Volts B Sag
8	Volts C Sag
9	not used
10	not used
11	not used
12	not used
13	not used
14	not used
15	Manual Trigger

For example, a value of 0x0081 (00000000 10000001) in MSB indicates a Surge on Volts A, and a sag on Volts B.

Both the present states and event channels use their bits as a series of TRUE/FALSE flags to signify change. The present states byte array flags tell whether or not an out event has occurred (e.g. been triggered) on a specific channel (see table above). In normal cases, after the Out PQ record, all the succeeding PQ records up until the Return PQ record will all have triggered present states (e.g., TRUE flags) for that same channel. The Return PQ record, which represents the end of a PQ event, will end the TRUE sequence by having its flag set to FALSE for that channel.

From the event channel byte array perspective, whenever a change occurred within the present states byte array, it sets its flag for that channel to TRUE. Whenever that channel reverts back to its previous state, then the event channel flag will be triggered again (set to TRUE) for that channel.

The following is a snippet of the present state and event channel byte arrays:

NOTE: (x = TRUE, empty = FALSE)

Present State (snippet)					Event Channel (snippet)				
PQ Record	Va Surge	Vb Surge	Vc Surge	Timestamp	PQ Record	Va Surge	Vb Surge	Vc Surge	Timestamp
0				2013/04/01 02:10:13 PM	0				2013/04/01 02:10:13 PM
1				2013/04/01 02:10:14 PM	1				2013/04/01 02:10:14 PM
2		x		2013/04/01 02:10:15 PM	2		x		2013/04/01 02:10:15 PM
3	x	x		2013/04/01 02:10:16 PM	3				2013/04/01 02:10:16 PM
4		x	x	2013/04/01 02:10:17 PM	4			x	2013/04/01 02:10:17 PM
5		x	x	2013/04/01 02:10:18 PM	5				2013/04/01 02:10:18 PM
6		x		2013/04/01 02:10:19 PM	6				2013/04/01 02:10:19 PM
7		x		2013/04/01 02:10:20 PM	7				2013/04/01 02:10:20 PM
8				2013/04/01 02:10:21 PM	8		x		2013/04/01 02:10:21 PM
9				2013/04/01 02:10:22 PM	9				2013/04/01 02:10:22 PM
10		x		2013/04/01 02:10:23 PM	10		x		2013/04/01 02:10:23 PM

Only the first 3 bits are being shown for the present states and event channel byte arrays (along with their timestamps) in the example provided and from the snippet above, three different example scenarios can be observed. The following example explanations serve only to show the behavior of the two byte arrays as well as show how to calculate the duration by determining the Out and Return PQ records in the given situations.

The surge occurring on Channel Vb is an example of a normal PQ event where both the beginning (Out) and end (Return) can easily be determined. It is shown to have surged starting from PQ record 2. All the subsequent PQ records continued to surge on the same channel until reaching PQ record 8. Looking at the event channel byte array, a change had occurred on both PQ records 2 and 8. Using the information from both byte arrays, it is easy to see that PQ record 2 is the Out Record and PQ record 8 is the Return Record. Thus the PQ event duration is simply the timestamp difference between those two records (e.g., 6 seconds).

The following examples describe error conditions which may occur in the PQ records when PQ trigger conditions are missed. For example, if a surge comes back into limit while the meter is resetting, it may not record the return to normal event.

Channel Va shows an example of a special case where the surge on PQ record 3 is not recorded under the Event Channel for that same record. This shows a discrepancy where a PQ record or numerous PQ records may be missing before the entry of PQ record 3. Under these situations, it may not be possible to find the Out Record (the beginning of a PQ event). This can be detected by an Out condition in the Present states table, with no matching change in the Event Channel table.

Channel Vc shows an example of a special case where the surge on PQ records 4-5 do not show a return to normal condition in the Event Channel in record 6. This shows a discrepancy where a PQ record or numerous PQ records may be missing between records 5 and 6. Under these situations, it may not be possible to find the Return to Normal Record (the end of a PQ event). This can be detected by an Out condition in the Present states table, followed by a normal condition in the Present states table, with no matching change in the Event Channel table.

3.12: Additional Examples

Log Retrieval Section:

send: 01 03 75 40 00 08 - **Meter designation**
recv: 01 03 10 4D 65 74 72 65 44 65 73 69 6E 67 5F 20 20 20 20 00 00

send: :01 03 C7 57 00 10 - **Historical Log 1 status block**
recv: :01 03 20 00 00 05 1E 00 00 05 1E 00 2C 00 00 06 08 17 51 08
 00 06 08 18 4E 39 00 00 00 00 00 00 00 00 00 00 00 00

send: :01 03 79 17 00 40 - **Historical Log 1 PS settings**
recv: :01 03 80 13 01 00 01 23 75 23 76 23 77 1F 3F 1F 40 1F 41 1F
 42 1F 43 1F 44 06 0B 06 0C 06 0D 06 0E 17 75 17 76 17 77 18
 67 18 68 18 69 00 00 00 00 00 00 00 00 00 00 00 00 00 00 00
 00
 00
 00

send: :01 03 79 57 00 40 - ""
recv: :01 03 80 00 00 00 00 00 00 00 00 00 00 00 00 00 00 00 00 00
 00
 00
 00
 00
 00 00 00 00 00 00 00 00 00 00 00 00 00 62 62 62 34 34 34 44
 44 62 62 62 62 62 62 00 00 00 00 00 00

send: :01 03 75 A4 00 04 - **Energy PS settings**
recv: :01 03 08 03 32 03 32 03 32 03 32

send: :01 03 11 93 00 01 - **Connected Port ID**
recv: :01 03 02 00 02 00 00

send: :01 03 C7 57 00 10 - **Historical Log 1 status block**
recv: :01 03 20 00 00 05 1E 00 00 05 1E 00 2C 00 00 06 08 17 51 08
 00 06 08 18 4E 39 00 00 00 00 00 00 00 00 00 00 00 00

send: :01 03 C3 4F 00 01 - **Log Retrieval header**
recv: :01 03 02 FF FF 00 00

send: :01 10 C3 4F 00 04 08 02 80 05 01 00 00 00 00 - **Engage the log**
recv: :01 10 C3 4F 00 04

send: :01 03 C7 57 00 10 - **Historical Log 1 status block**
recv: :01 03 20 00 00 05 1E 00 00 05 1E 00 2C 00 02 06 08 17 51 08
 00 06 08 18 4E 39 00 00 00 00 00 00 00 00 00 00 00 00

```

send:  :01 10 C3 51 00 02 04 00 00 00 00 - Set the retrieval index
recv:  :01 10 C3 51 00 02

send:  :01 03 C3 51 00 40 - Read first half of window
recv:  :01 03 80 00 00 00 00 06 08 17 51 08 00 00 19 00 2F 27 0F 00
        00 00 00 00 00 00 00 00 00 00 00 00 00 00 00 00 00 00 03
        E8 00 01 00 05 00 00 00 00 00 00 06 08 17 51 09 00 00 19 00
        2F 27 0F 00 00 00 00 00 00 00 00 00 00 00 00 00 00 00 00
        00 00 00 03 E8 00 01 00 04 00 00 00 00 00 06 08 17 51 0A
        00 00 19 00 2F 27 0F 00 00 00 00 00 00 00 00 00 00 00 00
        00 00 00 00 00 00 00 03 E8 00 00 00 00

send:  :01 03 C3 91 00 30 - Read second half of window
recv:  :01 03 60 00 05 00 00 00 00 00 00 06 08 17 51 0B 00 00 19 00
        2F 27 0F 00 00 00 00 00 00 00 00 00 00 00 00 00 00 00 00
        00 00 00 03 E8 00 01 00 04 00 00 00 00 00 06 08 17 51 0C
        00 00 19 00 2F 27 0F 00 00 00 00 00 00 00 00 00 00 00 00
        00 00 00 00 00 00 00 03 E8 00 01 00 04 00 00 00 00 00 00
        00

send:  :01 03 C3 51 00 40 - Read first half of last window
recv:  :01 03 80 00 00 05 19 06 08 18 4E 35 00 00 19 00 2F 27 0F 00
        00 00 00 00 00 00 00 00 00 00 00 00 00 00 00 00 00 00 03
        E8 00 01 00 04 00 00 00 00 00 00 06 08 18 4E 36 00 00 19 00
        2F 27 0F 00 00 00 00 00 00 00 00 00 00 00 00 00 00 00 00
        00 00 00 03 E8 00 01 00 04 00 00 00 00 00 06 08 18 4E 37
        00 00 19 00 2F 27 0F 00 00 00 00 00 00 00 00 00 00 00 00
        00 00 00 00 00 00 00 03 E8 00 00 00 00

send:  :01 03 C3 91 00 30 - Read second half of last window
recv:  :01 03 60 00 05 00 00 00 00 00 00 06 08 18 4E 38 00 00 19 00
        2F 27 0F 00 00 00 00 00 00 00 00 00 00 00 00 00 00 00 00
        00 00 00 03 E8 00 01 00 04 00 00 00 00 00 06 08 18 4E 39
        00 00 19 00 2F 27 0F 00 00 00 00 00 00 00 00 00 00 00 00
        00 00 00 00 00 00 00 03 E8 00 00 00 05 00 00 00 00 00 00
        00

send:  :01 06 C3 4F 00 00 - Disengage the log
recv:  :01 06 C3 4F 00 00

```

Sample Historical Log 1 Record:Historical Log 1 Record and Programmable Settings

```

13|01|00 01|23 75|23 76|23 77|1F 3F 1F 40|1F 41
1F 42|1F 43 1F 44|06 0B 06 0C|06 0D 06 0E|17 75|
17 76|17 77|18 67|18 68|18 69|00 00 . . . . .
62 62 62 34 34 34 44 44 62 62 62 62 62 62 . . .

```

**These are the
Item Values:****These are the
Type and Size:****These are the Descriptions:**

13		- # registers
01		- # sectors
01		- interval
23 75	6 2	- (SINT 2 byte) Volts A THD Maximum
23 76	6 2	- (SINT 2 byte) Volts B THD Maximum
23 77	6 2	- (SINT 2 byte) Volts C THD Maximum
1F 3F 1F 40	3 4	- (Float 4 byte) Volts A Minimum
1F 41 1F 42	3 4	- (Float 4 byte) Volts B Minimum
1F 43 1F 44	3 4	- (Float 4 byte) Volts C Minimum
06 0B 06 0C	4 4	- (Energy 4 byte) VARhr Negative Phase A
06 0D 06 0E	4 4	- (Energy 4 byte) VARhr Negative Phase B
17 75	6 2	- (SINT 2 byte) Volts A 1 st Harmonic Magnitude
17 76	6 2	- (SINT 2 byte) Volts A 2 nd Harmonic Magnitude
17 77	6 2	- (SINT 2 byte) Volts A 3 rd Harmonic Magnitude
18 67	6 2	- (SINT 2 byte) Ib 3 rd Harmonic Magnitude
18 68	6 2	- (SINT 2 byte) Ib 4 th Harmonic Magnitude
18 69	6 2	- (SINT 2 byte) Ib 5 th Harmonic Magnitude

Sample Record

```

06 08 17 51 08 00|00 19|00 2F|27 0F|00 00 00 00|00
00 00 00|00 00 00 00|00 00 00|00 00 00 00|03 E8|
00 01|00 05|00 00|00 00 00 . . .

```

11 08 17 51 08 00	- August 23, 2011 17:08:00
00 19	- 0.25%
00 2F	- 0.47%
27 0F	- 99.99% (indicates the value isn't valid)
00 00 00 00	- 0
00 00 00 00	- 0
00 00 00 00	- 0
00 00 00 00	- 0
00 00 00 00	- 0

27 0F	- 99.9% (Fundamental)
00 01	- 0.01%
00 05	- 0.05%
00 00	- 0.0%
00 00	- 0.0%
00 00	- 0.0%

Reg#	Size	Description	Format	Value Range	Unit of measure or resolution	Comments	Factory default value	Acc
Meter Info								
Identification Block								
1	8	Meter Name	ASCII	16 char				R
9	8	Meter Serial Number	ASCII	16 char				R
17	1	Meter Type	UINT16	bitmapped		b9-b8: meter type; 0b00 panel meter, 0b01 transducer b7-b0: V-switch number 1 to 5 other bits don't care		R
18	2	Firmware Version	ASCII	4 char				R
20	1	Map Version	UINT16	0 to 65535				R
21	1	Meter Configuration	UINT16	bitmapped		b10-b8: current class; 1 = Class 2; 5 = Class 10 b5-b0: calibration frequency; 50 or 60 other bits don't care.		R
22	1	ASIC Version	UINT16	0 to 65535				R
23	2	Boot Firmware Version	ASCII	4 char				R
25	1	Option Slot 1 Usage	UINT16	bitmapped		b15-b12: card status; b15=unsupported; b14: needs configuration; b13: using default configuration; b12: card communication ok b7-b4: class of installed card b3-b0: type of card. See note 22. other bits don't care.		R
26	1	Option Slot 2 Usage	UINT16	bitmapped		b15-b12: card status; b15=unsupported; b14: needs configuration; b13: using default configuration; b12: card communication ok b7-b4: class of installed card b3-b0: type of card. See note 22. other bits don't care.		R
31	3	Built on Date	TSTAMP	21st Century	1 s	Unit's Build date		R
34	2	DSP board Version	ASCII	4 char				R
36	2	VIP board Version	ASCII	4 char				R
38	2	COM board Version	ASCII	4 char				R
42	2	Calibration Version	ASCII	4 char				R
44	2	Unit Header Version	ASCII	4 char				R
46	2	File System Version	ASCII	4 char				R
48	2	Boot Transfer Version	ASCII	4 char				R
50	2	TOU Library Version	ASCII	4 char				R
52	2	Esnap Version	ASCII	4 char				R
54	2	FRAM Map Version	ASCII	4 char				R
56	2	Option Card #1 Version	ASCII	4 char				R
58	2	Option Card #2 Version	ASCII	4 char				R
60	2	Screen File Version	ASCII	4 char				R
62	2	Min/Max Version	ASCII	4 char				R
88	4	Meter Type Name	ASCII	8 char				R

Reg#	Size	Description	Format	Value Range	Unit of measure or resolution	Comments	Factory default value	Acc
Meter Readings (Items read as 0 until first readings are available or if the meter is not in operating mode).								
Primary Readings Block								
1000	2	V A-N	FLOAT	0 to 9.999 E+09	V			R
1002	2	V B-N	FLOAT	0 to 9.999 E+09	V			R
1004	2	V C-N	FLOAT	0 to 9.999 E+09	V			R
1006	2	V A-B	FLOAT	0 to 9.999 E+09	V			R
1008	2	V B-C	FLOAT	0 to 9.999 E+09	V			R
1010	2	V C-A	FLOAT	0 to 9.999 E+09	V			R
1012	2	I A	FLOAT	0 to 9.999 E+09	A			R
1014	2	I B	FLOAT	0 to 9.999 E+09	A			R
1016	2	I C	FLOAT	0 to 9.999 E+09	A			R
1018	2	W, Total	FLOAT	0 to ±9.999 E+09	W			R
1020	2	VAR, Total	FLOAT	0 to ±9.999 E+09	VAR			R
1022	2	VA, Total	FLOAT	0 to ±9.999 E+09	VA			R
1024	2	PF, Total	FLOAT	-1.00 to +1.00				R
1026	2	Frequency	FLOAT	0 to 65.00	Hz			R
1028	2	I Neutral	FLOAT	0 to 9.999 E+09	A			R
1030	2	W, Phase A	FLOAT	0 to ±9.999 E+09	W	Per phase power and PF have values only for WYE hookup and will be zero for all other hookups.		R
1032	2	W, Phase B	FLOAT	0 to ±9.999 E+09	W			R
1034	2	W, Phase C	FLOAT	0 to ±9.999 E+09	W			R
1036	2	VAR, Phase A	FLOAT	0 to ±9.999 E+09	VAR			R
1038	2	VAR, Phase B	FLOAT	0 to ±9.999 E+09	VAR			R
1040	2	VAR, Phase C	FLOAT	0 to ±9.999 E+09	VAR			R
1042	2	VA, Phase A	FLOAT	0 to ±9.999 E+09	VA			R
1044	2	VA, Phase B	FLOAT	0 to ±9.999 E+09	VA			R
1046	2	VA, Phase C	FLOAT	0 to ±9.999 E+09	VA			R
1048	2	PF, Phase A	FLOAT	-1.00 to +1.00				R
1050	2	PF, Phase B	FLOAT	-1.00 to +1.00				R
1052	2	PF, Phase C	FLOAT	-1.00 to +1.00				R
1054	2	Symmetrical Component Magnitude, 0 sequence component	FLOAT	0 to 9.999 E+09	V	Voltage unbalance per IEC6100-4.30 Values apply only to WYE hookup and will be zero for all other hookups.		R
1056	2	Symmetrical Component Magnitude, positive sequence	FLOAT	0 to 9.999 E+09	V			R
1058	2	Symmetrical Component Magnitude, negative sequence component	FLOAT	0 to 9.999 E+09	V			R
1060	1	Symmetrical Component Phase, zero sequence component	SINT16	-1800 to +1800	0.1°			R
1061	1	Symmetrical Component Phase, positive sequence component	SINT16	-1800 to +1800	0.1°			R
1062	1	Symmetrical Component Phase, negative sequence component	SINT16	-1800 to +1800	0.1°			R
1063	1	Voltage Unbalance, zero sequence component component	UINT16	0 to 65535	0.01%			R
1064	1	Voltage Unbalance, negative sequence component	UINT16	0 to 65535	0.01%			R
1065	1	Current Unbalance	UINT16	0 to 20000	0.01%			R
1066	1	Quadrant indicator	UINT16	bitmapped		b0,b1,b2,b3 = 1 for quadrant 1,2,3,4 - Phase A b4,b5,b6,b7 = 1 for quadrant 1,2,3,4 - Phase B b8,b9,b10,b11 = 1 for quadrant 1,2,3,4 - Phase C b12,b13,b14,b15 = 1 for quadrant 1,2,3,4 - Total		R
1067	2	Q Total	FLOAT	0 to 9.999 E+09	Q			R
1069	2	Q Phase A	FLOAT	0 to 9.999 E+09	Q			R
1071	2	Q Phase B	FLOAT	0 to 9.999 E+09	Q			R
1073	2	Q Phase C	FLOAT	0 to 9.999 E+09	Q			R

Reg#	Size	Description	Format	Value Range	Unit of measure or resolution	Comments	Factory default value	Acc
Primary Energy Block								
1500	2	Wh, (Q1+Q4)	SINT32	0 to +99999999	Wh	See Reg# 30117 for formatting and scaling		R
1502	2	Wh, (Q2+Q3)	SINT32	0 to +99999999	Wh	See Reg# 30117 for formatting and scaling		R
1504	2	Wh, Net	SINT32	0 to +99999999	Wh	See Reg# 30117 for formatting and scaling		R
1506	2	Wh, Total	SINT32	0 to +99999999	Wh	See Reg# 30117 for formatting and scaling		R
1508	2	VARh, (Q1+Q2)	SINT32	0 to +99999999	VARh	See Reg# 30118 for formatting and scaling		R
1510	2	VARh, (Q3+Q4)	SINT32	0 to +99999999	VARh	See Reg# 30118 for formatting and scaling		R
1512	2	VARh, Net	SINT32	0 to +99999999	VARh	See Reg# 30118 for formatting and scaling		R
1514	2	VARh, Total	SINT32	0 to +99999999	VARh	See Reg# 30118 for formatting and scaling		R
1516	2	VAh, Total	SINT32	0 to 99999999	VAh	See Reg# 30117 for formatting and scaling		R
1518	2	Wh, (Q1+Q4), Phase A	SINT32	0 to +99999999	Wh	See Reg# 30117 for formatting and scaling		R
1520	2	Wh, (Q1+Q4), Phase B	SINT32	0 to +99999999	Wh	See Reg# 30117 for formatting and scaling		R
1522	2	Wh, (Q1+Q4), Phase C	SINT32	0 to +99999999	Wh	See Reg# 30117 for formatting and scaling		R
1524	2	Wh, (Q2+Q3), Phase A	SINT32	0 to +99999999	Wh	See Reg# 30117 for formatting and scaling		R
1526	2	Wh, (Q2+Q3), Phase B	SINT32	0 to +99999999	Wh	See Reg# 30117 for formatting and scaling		R
1528	2	Wh, (Q2+Q3), Phase C	SINT32	0 to +99999999	Wh	See Reg# 30117 for formatting and scaling		R
1530	2	Wh, Net, Phase A	SINT32	0 to +99999999	Wh	See Reg# 30117 for formatting and scaling		R
1532	2	Wh, Net, Phase B	SINT32	0 to +99999999	Wh	See Reg# 30117 for formatting and scaling		R
1534	2	Wh, Net, Phase C	SINT32	0 to +99999999	Wh	See Reg# 30117 for formatting and scaling		R
1536	2	Wh, Total, Phase A	SINT32	0 to +99999999	Wh	See Reg# 30117 for formatting and scaling		R
1538	2	Wh, Total, Phase B	SINT32	0 to +99999999	Wh	See Reg# 30117 for formatting and scaling		R
1540	2	Wh, Total, Phase C	SINT32	0 to +99999999	Wh	See Reg# 30117 for formatting and scaling		R
1542	2	VARh, (Q1+Q2), Phase A	SINT32	0 to +99999999	VARh	See Reg# 30118 for formatting and scaling		R
1544	2	VARh, (Q1+Q2), Phase B	SINT32	0 to +99999999	VARh	See Reg# 30118 for formatting and scaling		R
1546	2	VARh, (Q1+Q2), Phase C	SINT32	0 to +99999999	VARh	See Reg# 30118 for formatting and scaling		R
1548	2	VARh, (Q3+Q4), Phase A	SINT32	0 to +99999999	VARh	See Reg# 30118 for formatting and scaling		R
1550	2	VARh, (Q3+Q4), Phase B	SINT32	0 to +99999999	VARh	See Reg# 30118 for formatting and scaling		R
1552	2	VARh, (Q3+Q4), Phase C	SINT32	0 to +99999999	VARh	See Reg# 30118 for formatting and scaling		R
1554	2	VARh, Net, Phase A	SINT32	0 to +99999999	VARh	See Reg# 30118 for formatting and scaling		R
1556	2	VARh, Net, Phase B	SINT32	0 to +99999999	VARh	See Reg# 30118 for formatting and scaling		R
1558	2	VARh, Net, Phase C	SINT32	0 to +99999999	VARh	See Reg# 30118 for formatting and scaling		R
1560	2	VARh, Total, Phase A	SINT32	0 to +99999999	VARh	See Reg# 30118 for formatting and scaling		R
1562	2	VARh, Total, Phase B	SINT32	0 to +99999999	VARh	See Reg# 30118 for formatting and scaling		R
1564	2	VARh, Total, Phase C	SINT32	0 to +99999999	VARh	See Reg# 30118 for formatting and scaling		R
1566	2	VAh, Phase A	SINT32	0 to 99999999	VAh	See Reg# 30117 for formatting and scaling		R
1568	2	VAh, Phase B	SINT32	0 to 99999999	VAh	See Reg# 30117 for formatting and scaling		R
1570	2	VAh, Phase C	SINT32	0 to 99999999	VAh	See Reg# 30117 for formatting and scaling		R
1572	2	Wh, (Q1), Total	SINT32	0 to +99999999	Wh	See Reg# 30117 for formatting and scaling		R
1574	2	VARh, (Q1), Total	SINT32	0 to +99999999	VARh	See Reg# 30118 for formatting and scaling		R
1576	2	VAh, (Q1), Total	SINT32	0 to 99999999	VAh	See Reg# 30117 for formatting and scaling		R
1578	2	Wh, (Q1), Phase A	SINT32	0 to +99999999	Wh	See Reg# 30117 for formatting and scaling		R
1580	2	Wh, (Q1), Phase B	SINT32	0 to +99999999	Wh	See Reg# 30117 for formatting and scaling		R
1582	2	Wh, (Q1), Phase C	SINT32	0 to +99999999	Wh	See Reg# 30117 for formatting and scaling		R
1584	2	VARh, (Q1), Phase A	SINT32	0 to +99999999	VARh	See Reg# 30118 for formatting and scaling		R
1586	2	VARh, (Q1), Phase B	SINT32	0 to +99999999	VARh	See Reg# 30118 for formatting and scaling		R
1588	2	VARh, (Q1), Phase C	SINT32	0 to +99999999	VARh	See Reg# 30118 for formatting and scaling		R
1590	2	VAh, (Q1), Phase A	SINT32	0 to 99999999	VAh	See Reg# 30117 for formatting and scaling		R
1592	2	VAh, (Q1), Phase B	SINT32	0 to 99999999	VAh	See Reg# 30117 for formatting and scaling		R
1594	2	VAh, (Q1), Phase C	SINT32	0 to 99999999	VAh	See Reg# 30117 for formatting and scaling		R
1596	2	Wh, (Q2), Total	SINT32	0 to +99999999	Wh	See Reg# 30117 for formatting and scaling		R
1598	2	VARh, (Q2), Total	SINT32	0 to +99999999	VARh	See Reg# 30118 for formatting and scaling		R
1600	2	VAh, (Q2), Total	SINT32	0 to 99999999	VAh	See Reg# 30117 for formatting and scaling		R
1602	2	Wh, (Q2), Phase A	SINT32	0 to +99999999	Wh	See Reg# 30117 for formatting and scaling		R
1604	2	Wh, (Q2), Phase B	SINT32	0 to +99999999	Wh	See Reg# 30117 for formatting and scaling		R
1606	2	Wh, (Q2), Phase C	SINT32	0 to +99999999	Wh	See Reg# 30117 for formatting and scaling		R
1608	2	VARh, (Q2), Phase A	SINT32	0 to +99999999	VARh	See Reg# 30118 for formatting and scaling		R
1610	2	VARh, (Q2), Phase B	SINT32	0 to +99999999	VARh	See Reg# 30118 for formatting and scaling		R

Reg#	Size	Description	Format	Value Range	Unit of measure or resolution	Comments	Factory default value	Acc
1612	2	VARh, (Q2), Phase C	SINT32	0 to +99999999	VARh	See Reg# 30118 for formatting and scaling		R
1614	2	VAh, (Q2), Phase A	SINT32	0 to 99999999	VAh	See Reg# 30117 for formatting and scaling		R
1616	2	VAh, (Q2), Phase B	SINT32	0 to 99999999	VAh	See Reg# 30117 for formatting and scaling		R
1618	2	VAh, (Q2), Phase C	SINT32	0 to 99999999	VAh	See Reg# 30117 for formatting and scaling		R
1620	2	Wh, (Q3), Total	SINT32	0 to +99999999	Wh	See Reg# 30117 for formatting and scaling		R
1622	2	VARh, (Q3), Total	SINT32	0 to +99999999	VARh	See Reg# 30118 for formatting and scaling		R
1624	2	VAh, (Q3), Total	SINT32	0 to 99999999	VAh	See Reg# 30117 for formatting and scaling		R
1626	2	Wh, (Q3), Phase A	SINT32	0 to +99999999	Wh	See Reg# 30117 for formatting and scaling		R
1628	2	Wh, (Q3), Phase B	SINT32	0 to +99999999	Wh	See Reg# 30117 for formatting and scaling		R
1630	2	Wh, (Q3), Phase C	SINT32	0 to +99999999	Wh	See Reg# 30117 for formatting and scaling		R
1632	2	VARh, (Q3), Phase A	SINT32	0 to +99999999	VARh	See Reg# 30118 for formatting and scaling		R
1634	2	VARh, (Q3), Phase B	SINT32	0 to +99999999	VARh	See Reg# 30118 for formatting and scaling		R
1636	2	VARh, (Q3), Phase C	SINT32	0 to +99999999	VARh	See Reg# 30118 for formatting and scaling		R
1638	2	VAh, (Q3), Phase A	SINT32	0 to 99999999	VAh	See Reg# 30117 for formatting and scaling		R
1640	2	VAh, (Q3), Phase B	SINT32	0 to 99999999	VAh	See Reg# 30117 for formatting and scaling		R
1642	2	VAh, (Q3), Phase C	SINT32	0 to 99999999	VAh	See Reg# 30117 for formatting and scaling		R
1644	2	Wh, (Q4), Total	SINT32	0 to +99999999	Wh	See Reg# 30117 for formatting and scaling		R
1646	2	VARh, (Q4), Total	SINT32	0 to +99999999	VARh	See Reg# 30118 for formatting and scaling		R
1648	2	VAh, (Q4), Total	SINT32	0 to 99999999	VAh	See Reg# 30117 for formatting and scaling		R
1650	2	Wh, (Q4), Phase A	SINT32	0 to +99999999	Wh	See Reg# 30117 for formatting and scaling		R
1652	2	Wh, (Q4), Phase B	SINT32	0 to +99999999	Wh	See Reg# 30117 for formatting and scaling		R
1654	2	Wh, (Q4), Phase C	SINT32	0 to +99999999	Wh	See Reg# 30117 for formatting and scaling		R
1656	2	VARh, (Q4), Phase A	SINT32	0 to +99999999	VARh	See Reg# 30118 for formatting and scaling		R
1658	2	VARh, (Q4), Phase B	SINT32	0 to +99999999	VARh	See Reg# 30118 for formatting and scaling		R
1660	2	VARh, (Q4), Phase C	SINT32	0 to +99999999	VARh	See Reg# 30118 for formatting and scaling		R
1662	2	VAh, (Q4), Phase A	SINT32	0 to 99999999	VAh	See Reg# 30117 for formatting and scaling		R
1664	2	VAh, (Q4), Phase B	SINT32	0 to 99999999	VAh	See Reg# 30117 for formatting and scaling		R
1666	2	VAh, (Q4), Phase C	SINT32	0 to 99999999	VAh	See Reg# 30117 for formatting and scaling		R
1668	2	VAh (Q1+Q4), Total	SINT32	0 to 99999999	VAh	See Reg# 30117 for formatting and scaling		R
1670	2	VAh (Q1+Q4), Phase A	SINT32	0 to 99999999	VAh	See Reg# 30117 for formatting and scaling		R
1672	2	VAh (Q1+Q4), Phase B	SINT32	0 to 99999999	VAh	See Reg# 30117 for formatting and scaling		R
1674	2	VAh (Q1+Q4), Phase C	SINT32	0 to 99999999	VAh	See Reg# 30117 for formatting and scaling		R
1676	2	VAh (Q2+Q3), Total	SINT32	0 to 99999999	VAh	See Reg# 30117 for formatting and scaling		R
1678	2	VAh (Q2+Q3), Phase A	SINT32	0 to 99999999	VAh	See Reg# 30117 for formatting and scaling		R
1680	2	VAh (Q2+Q3), Phase B	SINT32	0 to 99999999	VAh	See Reg# 30117 for formatting and scaling		R
1682	2	VAh (Q2+Q3), Phase C	SINT32	0 to 99999999	VAh	See Reg# 30117 for formatting and scaling		R
1684	2	It, Phase A	UINT32	0 to 99999999	Ah	See Reg# 30120 for formatting and scaling		R
1686	2	It, Phase B	UINT32	0 to 99999999	Ah	See Reg# 30120 for formatting and scaling		R
1688	2	It, Phase C	UINT32	0 to 99999999	Ah	See Reg# 30120 for formatting and scaling		R
1690	2	It, Phase N	UINT32	0 to 99999999	Ah	See Reg# 30120 for formatting and scaling		R
1692	2	Vt, Phase A-N	UINT32	0 to 99999999	Vh	See Reg# 30119 for formatting and scaling		R
1694	2	Vt, Phase B-N	UINT32	0 to 99999999	Vh	See Reg# 30119 for formatting and scaling		R
1696	2	Vt, Phase C-N	UINT32	0 to 99999999	Vh	See Reg# 30119 for formatting and scaling		R
1698	2	Vt, Phase A-B	UINT32	0 to 99999999	Vh	See Reg# 30119 for formatting and scaling		R
1700	2	Vt, Phase B-C	UINT32	0 to 99999999	Vh	See Reg# 30119 for formatting and scaling		R
1702	2	Vt, Phase C-A	UINT32	0 to 99999999	Vh	See Reg# 30119 for formatting and scaling		R
1704	2	+Oh, Total	SINT32	0 to 99999999	Oh	See Reg# 30136 for formatting and scaling		R
1706	2	+Oh, Phase A	SINT32	0 to 99999999	Oh	See Reg# 30136 for formatting and scaling		R
1708	2	+Oh, Phase B	SINT32	0 to 99999999	Oh	See Reg# 30136 for formatting and scaling		R
1710	2	+Oh, Phase C	SINT32	0 to 99999999	Oh	See Reg# 30136 for formatting and scaling		R
1712	2	-Oh, Total	SINT32	0 to -99999999	Oh	See Reg# 30136 for formatting and scaling		R
1714	2	-Oh, Phase A	SINT32	0 to -99999999	Oh	See Reg# 30136 for formatting and scaling		R
1716	2	-Oh, Phase B	SINT32	0 to -99999999	Oh	See Reg# 30136 for formatting and scaling		R
1718	2	-Oh, Phase C	SINT32	0 to -99999999	Oh	See Reg# 30136 for formatting and scaling		R

Reg#	Size	Description	Format	Value Range	Unit of measure or resolution	Comments	Factory default value	Acc
Primary Demand Block (averages over demand interval)								
1997	3	Demand Interval End Timestamp	TSTAMP	21st Century	1 s	Ex. Timestamp hh:mm:ss is 03:15:00 and interval size is 15 minutes.		R
2000	2	I A, Average	FLOAT	0 to 9.999 E+09	A			R
2002	2	I B, Average	FLOAT	0 to 9.999 E+09	A			R
2004	2	I C, Average	FLOAT	0 to 9.999 E+09	A			R
2006	2	W, (Q1+Q4), Total, Average	FLOAT	0 to ±9.999 E+09	W			R
2008	2	VAR, (Q1+Q2), Total, Average	FLOAT	0 to ±9.999 E+09	VAR			R
2010	2	W, (Q2+Q3), Total, Average	FLOAT	0 to ±9.999 E+09	W			R
2012	2	VAR, (Q3+Q4), Total, Average	FLOAT	0 to ±9.999 E+09	VAR			R
2014	2	VA, Total, Average	FLOAT	0 to ±9.999 E+09	VA			R
2016	2	PF, (Q1+Q4), Total, Average	FLOAT	-1.00 to +1.00				R
2018	2	PF, (Q2+Q3), Total, Average	FLOAT	-1.00 to +1.00				R
2020	2	I Neutral, Average	FLOAT	0 to 9.999 E+09	A			R
2022	2	W, (Q1+Q4), Phase A, Average	FLOAT	0 to ±9.999 E+09	W			R
2024	2	W, (Q1+Q4), Phase B, Average	FLOAT	0 to ±9.999 E+09	W			R
2026	2	W, (Q1+Q4), Phase C, Average	FLOAT	0 to ±9.999 E+09	W			R
2028	2	VAR, (Q1+Q2), Phase A, Average	FLOAT	0 to ±9.999 E+09	VAR			R
2030	2	VAR, (Q1+Q2), Phase B, Average	FLOAT	0 to ±9.999 E+09	VAR			R
2032	2	VAR, (Q1+Q2), Phase C, Average	FLOAT	0 to ±9.999 E+09	VAR			R
2034	2	W, (Q2+Q3), Phase A, Average	FLOAT	0 to ±9.999 E+09	W			R
2036	2	W, (Q2+Q3), Phase B, Average	FLOAT	0 to ±9.999 E+09	W			R
2038	2	W, (Q2+Q3), Phase C, Average	FLOAT	0 to ±9.999 E+09	W			R
2040	2	VAR, (Q3+Q4), Phase A, Average	FLOAT	0 to ±9.999 E+09	VAR			R
2042	2	VAR, (Q3+Q4), Phase B, Average	FLOAT	0 to ±9.999 E+09	VAR			R
2044	2	VAR, (Q3+Q4), Phase C, Average	FLOAT	0 to ±9.999 E+09	VAR			R
2046	2	VA, Phase A, Average	FLOAT	0 to ±9.999 E+09	VA			R
2048	2	VA, Phase B, Average	FLOAT	0 to ±9.999 E+09	VA			R
2050	2	VA, Phase C, Average	FLOAT	0 to ±9.999 E+09	VA			R
2052	2	PF, (Q1+Q4), Phase A, Average	FLOAT	-1.00 to +1.00				R
2054	2	PF, (Q1+Q4), Phase B, Average	FLOAT	-1.00 to +1.00				R
2056	2	PF, (Q1+Q4), Phase C, Average	FLOAT	-1.00 to +1.00				R
2058	2	PF, (Q2+Q3), Phase A, Average	FLOAT	-1.00 to +1.00				R
2060	2	PF, (Q2+Q3), Phase B, Average	FLOAT	-1.00 to +1.00				R
2062	2	PF, (Q2+Q3), Phase C, Average	FLOAT	-1.00 to +1.00				R
2064	2	W, (Q1), Total, Average	FLOAT	0 to ±9.999 E+09	W			R
2066	2	VAR, (Q1), Total, Average	FLOAT	0 to ±9.999 E+09	VAR			R
2068	2	VA, (Q1), Total, Average	FLOAT	0 to ±9.999 E+09	VA			R
2070	2	W, (Q1), Phase A, Average	FLOAT	0 to ±9.999 E+09	W			R
2072	2	W, (Q1), Phase B, Average	FLOAT	0 to ±9.999 E+09	W			R
2074	2	W, (Q1), Phase C, Average	FLOAT	0 to ±9.999 E+09	W			R

Reg#	Size	Description	Format	Value Range	Unit of measure or resolution	Comments	Factory default value	Acc
2076	2	VAR, (Q1), Phase A, Average	FLOAT	0 to +9.999 E+09	VAR			R
2078	2	VAR, (Q1), Phase B, Average	FLOAT	0 to +9.999 E+09	VAR			R
2080	2	VAR, (Q1), Phase C, Average	FLOAT	0 to +9.999 E+09	VAR			R
2082	2	VA, (Q1), Phase A, Average	FLOAT	0 to +9.999 E+09	VA			R
2084	2	VA, (Q1), Phase B, Average	FLOAT	0 to +9.999 E+09	VA			R
2086	2	VA, (Q1), Phase C, Average	FLOAT	0 to +9.999 E+09	VA			R
2088	2	W, (Q2), Total, Average	FLOAT	0 to +9.999 E+09	W			R
2090	2	VAR, (Q2), Total, Average	FLOAT	0 to +9.999 E+09	VAR			R
2092	2	VA, (Q2), Total, Average	FLOAT	0 to +9.999 E+09	VA			R
2094	2	W, (Q2), Phase A, Average	FLOAT	0 to +9.999 E+09	W			R
2096	2	W, (Q2), Phase B, Average	FLOAT	0 to +9.999 E+09	W			R
2098	2	W, (Q2), Phase C, Average	FLOAT	0 to +9.999 E+09	W			R
2100	2	VAR, (Q2), Phase A, Average	FLOAT	0 to +9.999 E+09	VAR			R
2102	2	VAR, (Q2), Phase B, Average	FLOAT	0 to +9.999 E+09	VAR			R
2104	2	VAR, (Q2), Phase C, Average	FLOAT	0 to +9.999 E+09	VAR			R
2106	2	VA, (Q2), Phase A, Average	FLOAT	0 to +9.999 E+09	VA			R
2108	2	VA, (Q2), Phase B, Average	FLOAT	0 to +9.999 E+09	VA			R
2110	2	VA, (Q2), Phase C, Average	FLOAT	0 to +9.999 E+09	VA			R
2112	2	W, (Q3), Total, Average	FLOAT	0 to +9.999 E+09	W			R
2114	2	VAR, (Q3), Total, Average	FLOAT	0 to +9.999 E+09	VAR			R
2116	2	VA, (Q3), Total, Average	FLOAT	0 to +9.999 E+09	VA			R
2118	2	W, (Q3), Phase A, Average	FLOAT	0 to +9.999 E+09	W			R
2120	2	W, (Q3), Phase B, Average	FLOAT	0 to +9.999 E+09	W			R
2122	2	W, (Q3), Phase C, Average	FLOAT	0 to +9.999 E+09	W			R
2124	2	VAR, (Q3), Phase A, Average	FLOAT	0 to +9.999 E+09	VAR			R
2126	2	VAR, (Q3), Phase B, Average	FLOAT	0 to +9.999 E+09	VAR			R
2128	2	VAR, (Q3), Phase C, Average	FLOAT	0 to +9.999 E+09	VAR			R
2130	2	VA, (Q3), Phase A, Average	FLOAT	0 to +9.999 E+09	VA			R
2132	2	VA, (Q3), Phase B, Average	FLOAT	0 to +9.999 E+09	VA			R
2134	2	VA, (Q3), Phase C, Average	FLOAT	0 to +9.999 E+09	VA			R
2136	2	W, (Q4), Total, Average	FLOAT	0 to +9.999 E+09	W			R
2138	2	VAR, (Q4), Total, Average	FLOAT	0 to +9.999 E+09	VAR			R
2140	2	VA, (Q4), Total, Average	FLOAT	0 to +9.999 E+09	VA			R
2142	2	W, (Q4), Phase A, Average	FLOAT	0 to +9.999 E+09	W			R
2144	2	W, (Q4), Phase B, Average	FLOAT	0 to +9.999 E+09	W			R
2146	2	W, (Q4), Phase C, Average	FLOAT	0 to +9.999 E+09	W			R
2148	2	VAR, (Q4), Phase A, Average	FLOAT	0 to +9.999 E+09	VAR			R
2150	2	VAR, (Q4), Phase B, Average	FLOAT	0 to +9.999 E+09	VAR			R
2152	2	VAR, (Q4), Phase C, Average	FLOAT	0 to +9.999 E+09	VAR			R

Reg#	Size	Description	Format	Value Range	Unit of measure or resolution	Comments	Factory default value	Acc
2154	2	VA, (Q4), Phase A, Average	FLOAT	0 to ±9.999 E+09	VA			R
2156	2	VA, (Q4), Phase B, Average	FLOAT	0 to ±9.999 E+09	VA			R
2158	2	VA, (Q4), Phase C, Average	FLOAT	0 to ±9.999 E+09	VA			R
2160	2	VA (Q1+Q4), Total, Average	FLOAT	0 to ±9.999 E+09	VA			R
2162	2	VA (Q1+Q4), Phase A, Average	FLOAT	0 to ±9.999 E+09	VA			R
2164	2	VA (Q1+Q4), Phase B, Average	FLOAT	0 to ±9.999 E+09	VA			R
2166	2	VA (Q1+Q4), Phase C, Average	FLOAT	0 to ±9.999 E+09	VA			R
2168	2	VA (Q2+Q3), Total, Average	FLOAT	0 to ±9.999 E+09	VA			R
2170	2	VA (Q2+Q3), Phase A, Average	FLOAT	0 to ±9.999 E+09	VA			R
2172	2	VA (Q2+Q3), Phase B, Average	FLOAT	0 to ±9.999 E+09	VA			R
2174	2	VA (Q2+Q3), Phase C, Average	FLOAT	0 to ±9.999 E+09	VA			R
2176	2	V A-N, Average, Average	FLOAT	0 to 9.999 E+09	V			R
2178	2	V B-N, Average, Average	FLOAT	0 to 9.999 E+09	V			R
2180	2	V C-N, Average, Average	FLOAT	0 to 9.999 E+09	V			R
2182	2	V A-B, Average, Average	FLOAT	0 to 9.999 E+09	V			R
2184	2	V B-C, Average, Average	FLOAT	0 to 9.999 E+09	V			R
2186	2	V C-A, Average, Average	FLOAT	0 to 9.999 E+09	V			R
2188	2	+Q, Total, Average	FLOAT	0 to ±9.999 E+09	Q			R
2190	2	+Q, Phase A, Average	FLOAT	0 to ±9.999 E+09	Q			R
2192	2	+Q, Phase B, Average	FLOAT	0 to ±9.999 E+09	Q			R
2194	2	+Q, Phase C, Average	FLOAT	0 to ±9.999 E+09	Q			R
2196	2	-Q, Total, Average	FLOAT	0 to ±9.999 E+09	Q			R
2198	2	-Q, Phase A, Average	FLOAT	0 to ±9.999 E+09	Q			R
2200	2	-Q, Phase B, Average	FLOAT	0 to ±9.999 E+09	Q			R
2202	2	-Q, Phase C, Average	FLOAT	0 to ±9.999 E+09	Q			R
2204	2	Aggregatator 1, Average	FLOAT	0 to ±9.999 E+09				R
2206	2	Aggregatator 2, Average	FLOAT	0 to ±9.999 E+09				R
2208	2	Aggregatator 3, Average	FLOAT	0 to ±9.999 E+09				R
2210	2	Aggregatator 4, Average	FLOAT	0 to ±9.999 E+09				R
2212	2	Option card 1 input accumulator 1, Average	FLOAT	0 to ±9.999 E+09				R
2214	2	Option card 1 input accumulator 2, Average	FLOAT	0 to ±9.999 E+09				R
2216	2	Option card 1 input accumulator 3, Average	FLOAT	0 to ±9.999 E+09				R
2218	2	Option card 1 input accumulator 4, Average	FLOAT	0 to ±9.999 E+09				R
2220	2	Option card 2 input accumulator 1, Average	FLOAT	0 to ±9.999 E+09				R
2222	2	Option card 2 input accumulator 2, Average	FLOAT	0 to ±9.999 E+09				R
2224	2	Option card 2 input accumulator 3, Average	FLOAT	0 to ±9.999 E+09				R
2226	2	Option card 2 input accumulator 4, Average	FLOAT	0 to ±9.999 E+09				R

Reg#	Size	Description	Format	Value Range	Unit of measure or resolution	Comments	Factory default value	Acc
Uncompensated Readings Block								
3000	2	W, Total	FLOAT	0 to +9.999 E+09	W			R
3002	2	VAR, Total	FLOAT	0 to +9.999 E+09	VAR			R
3004	2	VA, Total	FLOAT	0 to +9.999 E+09	VA			R
3006	2	PF, Total	FLOAT	-1.00 to +1.00				R
3008	2	W, Phase A	FLOAT	0 to +9.999 E+09	W	For WYE mode only, reads zero in Delta and 2.5 element mode		R
3010	2	W, Phase B	FLOAT	0 to +9.999 E+09	W	For WYE mode only, reads zero in Delta and 2.5 element mode		R
3012	2	W, Phase C	FLOAT	0 to +9.999 E+09	W	For WYE mode only, reads zero in Delta and 2.5 element mode		R
3014	2	VAR, Phase A	FLOAT	0 to +9.999 E+09	VAR	For WYE mode only, reads zero in Delta and 2.5 element mode		R
3016	2	VAR, Phase B	FLOAT	0 to +9.999 E+09	VAR	For WYE mode only, reads zero in Delta and 2.5 element mode		R
3018	2	VAR, Phase C	FLOAT	0 to +9.999 E+09	VAR	For WYE mode only, reads zero in Delta and 2.5 element mode		R
3020	2	VA, Phase A	FLOAT	0 to +9.999 E+09	VA	For WYE mode only, reads zero in Delta and 2.5 element mode		R
3022	2	VA, Phase B	FLOAT	0 to +9.999 E+09	VA	For WYE mode only, reads zero in Delta and 2.5 element mode		R
3024	2	VA, Phase C	FLOAT	0 to +9.999 E+09	VA	For WYE mode only, reads zero in Delta and 2.5 element mode		R
3026	2	PF, Phase A	FLOAT	-1.00 to +1.00		For WYE mode only, reads zero in Delta and 2.5 element mode		R
3028	2	PF, Phase B	FLOAT	-1.00 to +1.00		For WYE mode only, reads zero in Delta and 2.5 element mode		R
3030	2	PF, Phase C	FLOAT	-1.00 to +1.00		For WYE mode only, reads zero in Delta and 2.5 element mode		R
3032	2	Wh, (Q1+Q4)	SINT32	0 to +99999999	Wh	See Reg# 30117 for formatting and scaling		R
3034	2	Wh, (Q2+Q3)	SINT32	0 to +99999999	Wh	See Reg# 30117 for formatting and scaling		R
3036	2	Wh, Net	SINT32	0 to +99999999	Wh	See Reg# 30117 for formatting and scaling		R
3038	2	Wh, Total	SINT32	0 to +99999999	Wh	See Reg# 30117 for formatting and scaling		R
3040	2	VARh, (Q1+Q2)	SINT32	0 to +99999999	VARh	See Reg# 30118 for formatting and scaling		R
3042	2	VARh, (Q3+Q4)	SINT32	0 to +99999999	VARh	See Reg# 30118 for formatting and scaling		R
3044	2	VARh, Net	SINT32	0 to +99999999	VARh	See Reg# 30118 for formatting and scaling		R
3046	2	VARh, Total	SINT32	0 to +99999999	VARh	See Reg# 30118 for formatting and scaling		R
3048	2	VAh, Total	SINT32	0 to 99999999	VAh	See Reg# 30117 for formatting and scaling		R
3050	2	Wh, (Q1+Q4), Phase A	SINT32	0 to +99999999	Wh	See Reg# 30117 for formatting and scaling		R
3052	2	Wh, (Q1+Q4), Phase B	SINT32	0 to +99999999	Wh	See Reg# 30117 for formatting and scaling		R
3054	2	Wh, (Q1+Q4), Phase C	SINT32	0 to +99999999	Wh	See Reg# 30117 for formatting and scaling		R
3056	2	Wh, (Q2+Q3), Phase A	SINT32	0 to +99999999	Wh	See Reg# 30117 for formatting and scaling		R
3058	2	Wh, (Q2+Q3), Phase B	SINT32	0 to +99999999	Wh	See Reg# 30117 for formatting and scaling		R
3060	2	Wh, (Q2+Q3), Phase C	SINT32	0 to +99999999	Wh	See Reg# 30117 for formatting and scaling		R
3062	2	Wh, Net, Phase A	SINT32	0 to +99999999	Wh	See Reg# 30117 for formatting and scaling		R
3064	2	Wh, Net, Phase B	SINT32	0 to +99999999	Wh	See Reg# 30117 for formatting and scaling		R
3066	2	Wh, Net, Phase C	SINT32	0 to +99999999	Wh	See Reg# 30117 for formatting and scaling		R
3068	2	Wh, Total, Phase A	SINT32	0 to +99999999	Wh	See Reg# 30117 for formatting and scaling		R
3070	2	Wh, Total, Phase B	SINT32	0 to +99999999	Wh	See Reg# 30117 for formatting and scaling		R
3072	2	Wh, Total, Phase C	SINT32	0 to +99999999	Wh	See Reg# 30117 for formatting and scaling		R

Reg#	Size	Description	Format	Value Range	Unit of measure or resolution	Comments	Factory default value	Acc
3074	2	VARh, (Q1+Q2), Phase A	SINT32	0 to +99999999	VARh	See Reg# 30118 for formatting and scaling		R
3076	2	VARh, (Q1+Q2), Phase B	SINT32	0 to +99999999	VARh	See Reg# 30118 for formatting and scaling		R
3078	2	VARh, (Q1+Q2), Phase C	SINT32	0 to +99999999	VARh	See Reg# 30118 for formatting and scaling		R
3080	2	VARh, (Q3+Q4), Phase A	SINT32	0 to +99999999	VARh	See Reg# 30118 for formatting and scaling		R
3082	2	VARh, (Q3+Q4), Phase B	SINT32	0 to +99999999	VARh	See Reg# 30118 for formatting and scaling		R
3084	2	VARh, (Q3+Q4), Phase C	SINT32	0 to +99999999	VARh	See Reg# 30118 for formatting and scaling		R
3086	2	VARh, Net, Phase A	SINT32	0 to +99999999	VARh	See Reg# 30118 for formatting and scaling		R
3088	2	VARh, Net, Phase B	SINT32	0 to +99999999	VARh	See Reg# 30118 for formatting and scaling		R
3090	2	VARh, Net, Phase C	SINT32	0 to +99999999	VARh	See Reg# 30118 for formatting and scaling		R
3092	2	VARh, Total, Phase A	SINT32	0 to +99999999	VARh	See Reg# 30118 for formatting and scaling		R
3094	2	VARh, Total, Phase B	SINT32	0 to +99999999	VARh	See Reg# 30118 for formatting and scaling		R
3096	2	VARh, Total, Phase C	SINT32	0 to +99999999	VARh	See Reg# 30118 for formatting and scaling		R
3098	2	VAh, Phase A	SINT32	0 to 99999999	VAh	See Reg# 30117 for formatting and scaling		R
3100	2	VAh, Phase B	SINT32	0 to 99999999	VAh	See Reg# 30117 for formatting and scaling		R
3102	2	VAh, Phase C	SINT32	0 to 99999999	VAh	See Reg# 30117 for formatting and scaling		R
3104	2	Wh, (Q1), Total	SINT32	0 to +99999999	Wh	See Reg# 30117 for formatting and scaling		R
3106	2	VARh, (Q1), Total	SINT32	0 to +99999999	VARh	See Reg# 30118 for formatting and scaling		R
3108	2	VAh, (Q1), Total	SINT32	0 to 99999999	VAh	See Reg# 30117 for formatting and scaling		R
3110	2	Wh, (Q1), Phase A	SINT32	0 to +99999999	Wh	See Reg# 30117 for formatting and scaling		R
3112	2	Wh, (Q1), Phase B	SINT32	0 to +99999999	Wh	See Reg# 30117 for formatting and scaling		R
3114	2	Wh, (Q1), Phase C	SINT32	0 to +99999999	Wh	See Reg# 30117 for formatting and scaling		R
3116	2	ARh, (Q1), Phase A	SINT32	0 to +99999999	VARh	See Reg# 30118 for formatting and scaling		R
3118	2	VARh, (Q1), Phase B	SINT32	0 to +99999999	VARh	See Reg# 30118 for formatting and scaling		R
3120	2	VARh, (Q1), Phase C	SINT32	0 to +99999999	VARh	See Reg# 30118 for formatting and scaling		R
3122	2	VAh, (Q1), Phase A	SINT32	0 to 99999999	VAh	See Reg# 30117 for formatting and scaling		R
3124	2	VAh, (Q1), Phase B	SINT32	0 to 99999999	VAh	See Reg# 30117 for formatting and scaling		R
3126	2	VAh, (Q1), Phase C	SINT32	0 to 99999999	VAh	See Reg# 30117 for formatting and scaling		R
3128	2	Wh, (Q2), Total	SINT32	0 to +99999999	Wh	See Reg# 30117 for formatting and scaling		R
3130	2	VARh, (Q2), Total	SINT32	0 to +99999999	VARh	See Reg# 30118 for formatting and scaling		R
3132	2	VAh, (Q2), Total	SINT32	0 to 99999999	VAh	See Reg# 30117 for formatting and scaling		R
3134	2	Wh, (Q2), Phase A	SINT32	0 to +99999999	Wh	See Reg# 30117 for formatting and scaling		R
3136	2	Wh, (Q2), Phase B	SINT32	0 to +99999999	Wh	See Reg# 30117 for formatting and scaling		R
3138	2	Wh, (Q2), Phase C	SINT32	0 to +99999999	Wh	See Reg# 30117 for formatting and scaling		R
3140	2	VARh, (Q2), Phase A	SINT32	0 to +99999999	VARh	See Reg# 30118 for formatting and scaling		R
3142	2	VARh, (Q2), Phase B	SINT32	0 to +99999999	VARh	See Reg# 30118 for formatting and scaling		R
3144	2	VARh, (Q2), Phase C	SINT32	0 to +99999999	VARh	See Reg# 30118 for formatting and scaling		R
3146	2	VAh, (Q2), Phase A	SINT32	0 to 99999999	VAh	See Reg# 30117 for formatting and scaling		R
3148	2	VAh, (Q2), Phase B	SINT32	0 to 99999999	VAh	See Reg# 30117 for formatting and scaling		R
3150	2	VAh, (Q2), Phase C	SINT32	0 to 99999999	VAh	See Reg# 30117 for formatting and scaling		R
3152	2	Wh, (Q3), Total	SINT32	0 to +99999999	Wh	See Reg# 30117 for formatting and scaling		R
3154	2	VARh, (Q3), Total	SINT32	0 to +99999999	VARh	See Reg# 30118 for formatting and scaling		R
3156	2	VAh, (Q3), Total	SINT32	0 to 99999999	VAh	See Reg# 30117 for formatting and scaling		R

Reg#	Size	Description	Format	Value Range	Unit of measure or resolution	Comments	Factory default value	Acc
3158	2	Wh, (Q3), Phase A	SINT32	0 to +99999999	Wh	See Reg# 30117 for formatting and scaling		R
3160	2	Wh, (Q3), Phase B	SINT32	0 to +99999999	Wh	See Reg# 30117 for formatting and scaling		R
3162	2	Wh, (Q3), Phase C	SINT32	0 to +99999999	Wh	See Reg# 30117 for formatting and scaling		R
3164	2	VARh, (Q3), Phase A	SINT32	0 to +99999999	VARh	See Reg# 30118 for formatting and scaling		R
3166	2	VARh, (Q3), Phase B	SINT32	0 to +99999999	VARh	See Reg# 30118 for formatting and scaling		R
3168	2	VARh, (Q3), Phase C	SINT32	0 to +99999999	VARh	See Reg# 30118 for formatting and scaling		R
3170	2	VAh, (Q3), Phase A	SINT32	0 to 99999999	VAh	See Reg# 30117 for formatting and scaling		R
3172	2	VAh, (Q3), Phase B	SINT32	0 to 99999999	VAh	See Reg# 30117 for formatting and scaling		R
3174	2	VAh, (Q3), Phase C	SINT32	0 to 99999999	VAh	See Reg# 30117 for formatting and scaling		R
3176	2	Wh, (Q4), Total	SINT32	0 to +99999999	Wh	See Reg# 30117 for formatting and scaling		R
3178	2	VARh, (Q4), Total	SINT32	0 to +99999999	VARh	See Reg# 30118 for formatting and scaling		R
3180	2	VAh, (Q4), Total	SINT32	0 to 99999999	VAh	See Reg# 30117 for formatting and scaling		R
3182	2	Wh, (Q4), Phase A	SINT32	0 to +99999999	Wh	See Reg# 30117 for formatting and scaling		R
3184	2	Wh, (Q4), Phase B	SINT32	0 to +99999999	Wh	See Reg# 30117 for formatting and scaling		R
3186	2	Wh, (Q4), Phase C	SINT32	0 to +99999999	Wh	See Reg# 30117 for formatting and scaling		R
3188	2	VARh, (Q4), Phase A	SINT32	0 to +99999999	VARh	See Reg# 30118 for formatting and scaling		R
3190	2	VARh, (Q4), Phase B	SINT32	0 to +99999999	VARh	See Reg# 30118 for formatting and scaling		R
3192	2	VARh, (Q4), Phase C	SINT32	0 to +99999999	VARh	See Reg# 30118 for formatting and scaling		R
3194	2	VAh, (Q4), Phase A	SINT32	0 to 99999999	VAh	See Reg# 30117 for formatting and scaling		R
3196	2	VAh, (Q4), Phase B	SINT32	0 to 99999999	VAh	See Reg# 30117 for formatting and scaling		R
3198	2	VAh, (Q4), Phase C	SINT32	0 to 99999999	VAh	See Reg# 30117 for formatting and scaling		R
3200	2	VAh (Q1+Q4), Total	SINT32	0 to 99999999	VAh	See Reg# 30117 for formatting and scaling		R
3202	2	VAh (Q1+Q4), Phase A	SINT32	0 to 99999999	VAh	See Reg# 30117 for formatting and scaling		R
3204	2	VAh (Q1+Q4), Phase B	SINT32	0 to 99999999	VAh	See Reg# 30117 for formatting and scaling		R
3206	2	VAh (Q1+Q4), Phase C	SINT32	0 to 99999999	VAh	See Reg# 30117 for formatting and scaling		R
3208	2	VAh (Q2+Q3), Total	SINT32	0 to 99999999	VAh	See Reg# 30117 for formatting and scaling		R
3210	2	VAh (Q2+Q3), Phase A	SINT32	0 to 99999999	VAh	See Reg# 30117 for formatting and scaling		R
3212	2	VAh (Q2+Q3), Phase B	SINT32	0 to 99999999	VAh	See Reg# 30117 for formatting and scaling		R
3214	2	VAh (Q2+Q3), Phase C	SINT32	0 to 99999999	VAh	See Reg# 30117 for formatting and scaling		R
3216	2	Q, total	FLOAT	0 to +9.999 E+09	Q	See Reg# 30136 for formatting and scaling		R
3218	2	Q, Phase A	FLOAT	0 to +9.999 E+09	Q	See Reg# 30136 for formatting and scaling		R
3220	2	Q, Phase B	FLOAT	0 to +9.999 E+09	Q	See Reg# 30136 for formatting and scaling		R
3222	2	Q, Phase C	FLOAT	0 to +9.999 E+09	Q	See Reg# 30136 for formatting and scaling		R
3224	2	+Qh, Total	SINT32	0 to 99999999	Qh	See Reg# 30136 for formatting and scaling		R
3226	2	+Qh, Phase A	SINT32	0 to 99999999	Qh	See Reg# 30136 for formatting and scaling		R
3228	2	+Qh, Phase B	SINT32	0 to 99999999	Qh	See Reg# 30136 for formatting and scaling		R
3230	2	+Qh, Phase C	SINT32	0 to 99999999	Qh	See Reg# 30136 for formatting and scaling		R
3232	2	-Qh, Total	SINT32	0 to -99999999	Qh	See Reg# 30136 for formatting and scaling		R
3234	2	-Qh, Phase A	SINT32	0 to -99999999	Qh	See Reg# 30136 for formatting and scaling		R
3236	2	-Qh, Phase B	SINT32	0 to -99999999	Qh	See Reg# 30136 for formatting and scaling		R
3238	2	-Qh, Phase C	SINT32	0 to -99999999	Qh	See Reg# 30136 for formatting and scaling		R

Reg#	Size	Description	Format	Value Range	Unit of measure or resolution	Comments	Factory default value	Acc
Phase Angle Block								
4100	1	Phasor Angle, I A - V A	SINT16	-1800 to +1800	0.1°	Negative when I A lags V A		R
4101	1	Phasor Angle, I B - V B	SINT16	-1800 to +1800	0.1°	Negative when I B lags V B		R
4102	1	Phasor Angle, I C - V C	SINT16	-1800 to +1800	0.1°	Negative when I C lags V C		R
4103	1	Phasor Angle, V A - V B	SINT16	-1800 to +1800	0.1°	Negative when V A lags V B (Zero in Delta mode)		R
4104	1	Phasor Angle, V B - V C	SINT16	-1800 to +1800	0.1°	Negative when V B lags V C (Zero in Delta mode)		R
4105	1	Phasor Angle, V C - V A	SINT16	-1800 to +1800	0.1°	Negative when V C lags V A. (V C = V B C, V A = V B A in Delta mode)		R
Meter Status Block								
4500	1	Communication channel used for this request	UINT16	1 to 4		1=USB-front; 2=standard RS485-back; 3=I/O slot 1; 4=I/O slot 2		R
4501	1	Meter Status	UINT16	bitmapped		b15-b13 : meter state; 0=off, 1=running good, 2=limp mode, 3=warmup, 6,7=boot, others unused. Note 16. b12-b10: FRAM memory status bits(1=good); b12:profile, b11:calibration, b10:header b7: CT/PT comp. ; 0=disabled, 1=enabled b6-b5: FLASH memory state; 0=initializing, 1=no logging by V-switch, 2=x, 3=logging b4-b3: programming session state; 0=startup, 1=normal, 2=privileged, 3=profile change b2-b0: ongoing programming session via-; 1-4=COM1-4, 7=keypad, else=no. All other bits don't care.		R
4503	2	Elapsed time since boot-up	UINT32	0 to 4294967294	4 ms	wraps around after max count		R
4505	3	Meter On Time	TSTAMP	21st Century	1 s			R
4508	3	Current Date and Time	TSTAMP	21st Century	1 s			R
4511	1	Clock Sync Status	UINT16	bitmapped		b15-b1: configuration per programmable settings at register 30011 b0: status: 1=working properly, 0=not working		R
4512	1	Current Day of Week	UINT16	1 to 7	1 day	1=Sunday, 2=Monday, etc.		R
4513	4	Current Date and Time, high resolution	LTSTAMP	21st Century	1 ms	Resolution = 1 millisecond, accuracy = +/- 10 msec		R

Reg#	Size	Description	Format	Value Range	Unit of measure or resolution	Comments	Factory default value	Acc
4518	2	Meter Status	UINT16	bitmapped		b30-b28 : meter state; 0=off, 1=running good, 2=limp mode, 3=warmup, 6,7=boot, others unused. Note 16. b27-b24: FRAM memory status bits(1=good); b27:profile, b26:calibration, b25:header, b24:Tou b21-b20: FLASH memory state; 0=initializing, 1=no logging by V-switch, 2=x, 3=logging b18-b16: programming session state; 0=startup, 1=normal, 2=privileged, 3=profile change, 4=Tou change b10-b9: Test Mode number; 0-3=test 1-4, valid if b8=1 b8: Test Mode status; 0=configuration, 1=running b7: CT/PT comp. ; 0=disabled, 1=enabled b6: Battery status; 0=good, 1=low b5: Loss comp.; 0=disabled, 1=enabled b4: meter operating mode; 0=normal, 1=Test b3: demand deferral status; 0=not active, 1=active b2-b0: ongoing programming session via-; 1-4=COM1-4, 7=keypad, else=no.All other bits don't care.		R
4520	2	Current Temperature	FLOAT	0 to 9.999 E+09	°C	(-40 to +85)°C, 0.25°C increments		R
4523	1	Limits Status for Alarms- Set Point 1	UINT16	bitmapped		FEDCAB9 87654321 setpt 2, 0=in, 1=out see notes 11, 12, 17		R
4524	1	Limits Status for Alarms- Set Point 2	UINT16	bitmapped		FEDCAB9 87654321 setpt 2, 0=in, 1=out see notes 11, 12, 17		R
4525	6	Unit Lifetime Data - Max Voltage A-N	FLOAT	0 to 9.999 E+09	V	Secondary value		R
4531	6	Unit Lifetime Data - Max Voltage P-P	FLOAT	0 to 9.999 E+09	V	Secondary value from FW version 4		R
4537	2	Unit Lifetime Data - Max Temperature	FLOAT	1 to 9.999 E+09	°C	(-40 to +85)°C, 0.25°C increments		R
4539	2	Unit Lifetime Data - Min Temperature	FLOAT	2 to 9.999 E+09	°C	(-40 to +85)°C, 0.25°C increments		R
4541	2	Lifetime Run Hours	UINT32	0 to 4294967294	1 hour	wraps around after max count		R
4543	2	Total Lifetime Sectors Acquired	UINT32	0 to 4294967294		wraps around after max count		R
4545	9	Lifetime Data - Max Voltage A-N Timestamp	TSTAMP	21st Century	1 s			R
4554	9	Lifetime Data - Max Voltage P-P Timestamp	TSTAMP	21st Century	1 s			R
4563	3	Lifetime Data - Max Temperature Timestamp	TSTAMP	21st Century	1 s			R
4566	3	Lifetime Data - Min Temperature Timestamp	TSTAMP	21st Century	1 s			R

Reg#	Size	Description	Format	Value Range	Unit of measure or resolution	Comments	Factory default value	Acc
Primary Energy in Interval								
5000	2	Wh, (Q1+Q4)	SINT32	0 to +99999999	Wh	See Reg# 30117 for formatting and scaling		R
5002	2	Wh, (Q2+Q3)	SINT32	0 to +99999999	Wh	See Reg# 30117 for formatting and scaling		R
5004	2	Wh, Net	SINT32	0 to +99999999	Wh	See Reg# 30117 for formatting and scaling		R
5006	2	Wh, Total	SINT32	0 to +99999999	Wh	See Reg# 30117 for formatting and scaling		R
5008	2	VARh, (Q1+Q2)	SINT32	0 to +99999999	VARh	See Reg# 30118 for formatting and scaling		R
5010	2	VARh, (Q3+Q4)	SINT32	0 to +99999999	VARh	See Reg# 30118 for formatting and scaling		R
5012	2	VARh, Net	SINT32	0 to +99999999	VARh	See Reg# 30118 for formatting and scaling		R
5014	2	VARh, Total	SINT32	0 to +99999999	VARh	See Reg# 30118 for formatting and scaling		R
5016	2	VAh, Total	SINT32	0 to 99999999	VAh	See Reg# 30117 for formatting and scaling		R
5018	2	Wh, (Q1+Q4), Phase A	SINT32	0 to +99999999	Wh	See Reg# 30117 for formatting and scaling		R
5020	2	Wh, (Q1+Q4), Phase B	SINT32	0 to +99999999	Wh	See Reg# 30117 for formatting and scaling		R
5022	2	Wh, (Q1+Q4), Phase C	SINT32	0 to +99999999	Wh	See Reg# 30117 for formatting and scaling		R
5024	2	Wh, (Q2+Q3), Phase A	SINT32	0 to +99999999	Wh	See Reg# 30117 for formatting and scaling		R
5026	2	Wh, (Q2+Q3), Phase B	SINT32	0 to +99999999	Wh	See Reg# 30117 for formatting and scaling		R
5028	2	Wh, (Q2+Q3), Phase C	SINT32	0 to +99999999	Wh	See Reg# 30117 for formatting and scaling		R
5030	2	Wh, Net, Phase A	SINT32	0 to +99999999	Wh	See Reg# 30117 for formatting and scaling		R
5032	2	Wh, Net, Phase B	SINT32	0 to +99999999	Wh	See Reg# 30117 for formatting and scaling		R
5034	2	Wh, Net, Phase C	SINT32	0 to +99999999	Wh	See Reg# 30117 for formatting and scaling		R
5036	2	Wh, Total, Phase A	SINT32	0 to +99999999	Wh	See Reg# 30117 for formatting and scaling		R
5038	2	Wh, Total, Phase B	SINT32	0 to +99999999	Wh	See Reg# 30117 for formatting and scaling		R
5040	2	Wh, Total, Phase C	SINT32	0 to +99999999	Wh	See Reg# 30117 for formatting and scaling		R
5042	2	VARh, (Q1+Q2), Phase A	SINT32	0 to +99999999	VARh	See Reg# 30118 for formatting and scaling		R
5044	2	VARh, (Q1+Q2), Phase B	SINT32	0 to +99999999	VARh	See Reg# 30118 for formatting and scaling		R
5046	2	VARh, (Q1+Q2), Phase C	SINT32	0 to +99999999	VARh	See Reg# 30118 for formatting and scaling		R
5048	2	VARh, (Q3+Q4), Phase A	SINT32	0 to +99999999	VARh	See Reg# 30118 for formatting and scaling		R
5050	2	VARh, (Q3+Q4), Phase B	SINT32	0 to +99999999	VARh	See Reg# 30118 for formatting and scaling		R
5052	2	VARh, (Q3+Q4), Phase C	SINT32	0 to +99999999	VARh	See Reg# 30118 for formatting and scaling		R
5054	2	VARh, Net, Phase A	SINT32	0 to +99999999	VARh	See Reg# 30118 for formatting and scaling		R
5056	2	VARh, Net, Phase B	SINT32	0 to +99999999	VARh	See Reg# 30118 for formatting and scaling		R
5058	2	VARh, Net, Phase C	SINT32	0 to +99999999	VARh	See Reg# 30118 for formatting and scaling		R
5060	2	VARh, Total, Phase A	SINT32	0 to +99999999	VARh	See Reg# 30118 for formatting and scaling		R
5062	2	VARh, Total, Phase B	SINT32	0 to +99999999	VARh	See Reg# 30118 for formatting and scaling		R
5064	2	VARh, Total, Phase C	SINT32	0 to +99999999	VARh	See Reg# 30118 for formatting and scaling		R
5066	2	VAh, Phase A	SINT32	0 to 99999999	VAh	See Reg# 30117 for formatting and scaling		R
5068	2	VAh, Phase B	SINT32	0 to 99999999	VAh	See Reg# 30117 for formatting and scaling		R
5070	2	VAh, Phase C	SINT32	0 to 99999999	VAh	See Reg# 30117 for formatting and scaling		R
5072	2	Wh, (Q1), Total	SINT32	0 to +99999999	Wh	See Reg# 30117 for formatting and scaling		R
5074	2	VARh, (Q1), Total	SINT32	0 to +99999999	VARh	See Reg# 30118 for formatting and scaling		R
5076	2	VAh, (Q1), Total	SINT32	0 to 99999999	VAh	See Reg# 30117 for formatting and scaling		R
5078	2	Wh, (Q1), Phase A	SINT32	0 to +99999999	Wh	See Reg# 30117 for formatting and scaling		R
5080	2	Wh, (Q1), Phase B	SINT32	0 to +99999999	Wh	See Reg# 30117 for formatting and scaling		R
5082	2	Wh, (Q1), Phase C	SINT32	0 to +99999999	Wh	See Reg# 30117 for formatting and scaling		R
5084	2	VARh, (Q1), Phase A	SINT32	0 to +99999999	VARh	See Reg# 30118 for formatting and scaling		R
5086	2	VARh, (Q1), Phase B	SINT32	0 to +99999999	VARh	See Reg# 30118 for formatting and scaling		R
5088	2	VARh, (Q1), Phase C	SINT32	0 to +99999999	VARh	See Reg# 30118 for formatting and scaling		R
5090	2	VAh, (Q1), Phase A	SINT32	0 to 99999999	VAh	See Reg# 30117 for formatting and scaling		R
5092	2	VAh, (Q1), Phase B	SINT32	0 to 99999999	VAh	See Reg# 30117 for formatting and scaling		R
5094	2	VAh, (Q1), Phase C	SINT32	0 to 99999999	VAh	See Reg# 30117 for formatting and scaling		R
5096	2	Wh, (Q2), Total	SINT32	0 to +99999999	Wh	See Reg# 30117 for formatting and scaling		R
5098	2	VARh, (Q2), Total	SINT32	0 to +99999999	VARh	See Reg# 30118 for formatting and scaling		R
5100	2	VAh, (Q2), Total	SINT32	0 to 99999999	VAh	See Reg# 30117 for formatting and scaling		R
5102	2	Wh, (Q2), Phase A	SINT32	0 to +99999999	Wh	See Reg# 30117 for formatting and scaling		R
5104	2	Wh, (Q2), Phase B	SINT32	0 to +99999999	Wh	See Reg# 30117 for formatting and scaling		R

Reg#	Size	Description	Format	Value Range	Unit of measure or resolution	Comments	Factory default value	Acc
5106	2	Wh, (Q2), Phase C	SINT32	0 to +99999999	Wh	See Reg# 30117 for formatting and scaling		R
5108	2	VARh, (Q2), Phase A	SINT32	0 to +99999999	VARh	See Reg# 30118 for formatting and scaling		R
5110	2	VARh, (Q2), Phase B	SINT32	0 to +99999999	VARh	See Reg# 30118 for formatting and scaling		R
5112	2	VARh, (Q2), Phase C	SINT32	0 to +99999999	VARh	See Reg# 30118 for formatting and scaling		R
5114	2	VAh, (Q2), Phase A	SINT32	0 to 99999999	VAh	See Reg# 30117 for formatting and scaling		R
5116	2	VAh, (Q2), Phase B	SINT32	0 to 99999999	VAh	See Reg# 30117 for formatting and scaling		R
5118	2	VAh, (Q2), Phase C	SINT32	0 to 99999999	VAh	See Reg# 30117 for formatting and scaling		R
5120	2	Wh, (Q3), Total	SINT32	0 to +99999999	Wh	See Reg# 30117 for formatting and scaling		R
5122	2	VARh, (Q3), Total	SINT32	0 to +99999999	VARh	See Reg# 30118 for formatting and scaling		R
5124	2	VAh, (Q3), Total	SINT32	0 to 99999999	VAh	See Reg# 30117 for formatting and scaling		R
5126	2	Wh, (Q3), Phase A	SINT32	0 to +99999999	Wh	See Reg# 30117 for formatting and scaling		R
5128	2	Wh, (Q3), Phase B	SINT32	0 to +99999999	Wh	See Reg# 30117 for formatting and scaling		R
5130	2	Wh, (Q3), Phase C	SINT32	0 to +99999999	Wh	See Reg# 30117 for formatting and scaling		R
5132	2	VARh, (Q3), Phase A	SINT32	0 to +99999999	VARh	See Reg# 30118 for formatting and scaling		R
5134	2	VARh, (Q3), Phase B	SINT32	0 to +99999999	VARh	See Reg# 30118 for formatting and scaling		R
5136	2	VARh, (Q3), Phase C	SINT32	0 to +99999999	VARh	See Reg# 30118 for formatting and scaling		R
5138	2	VAh, (Q3), Phase A	SINT32	0 to 99999999	VAh	See Reg# 30117 for formatting and scaling		R
5140	2	VAh, (Q3), Phase B	SINT32	0 to 99999999	VAh	See Reg# 30117 for formatting and scaling		R
5142	2	VAh, (Q3), Phase C	SINT32	0 to 99999999	VAh	See Reg# 30117 for formatting and scaling		R
5144	2	Wh, (Q4), Total	SINT32	0 to +99999999	Wh	See Reg# 30117 for formatting and scaling		R
5146	2	VARh, (Q4), Total	SINT32	0 to +99999999	VARh	See Reg# 30118 for formatting and scaling		R
5148	2	VAh, (Q4), Total	SINT32	0 to 99999999	VAh	See Reg# 30117 for formatting and scaling		R
5150	2	Wh, (Q4), Phase A	SINT32	0 to +99999999	Wh	See Reg# 30117 for formatting and scaling		R
5152	2	Wh, (Q4), Phase B	SINT32	0 to +99999999	Wh	See Reg# 30117 for formatting and scaling		R
5154	2	Wh, (Q4), Phase C	SINT32	0 to +99999999	Wh	See Reg# 30117 for formatting and scaling		R
5156	2	VARh, (Q4), Phase A	SINT32	0 to +99999999	VARh	See Reg# 30118 for formatting and scaling		R
5158	2	VARh, (Q4), Phase B	SINT32	0 to +99999999	VARh	See Reg# 30118 for formatting and scaling		R
5160	2	VARh, (Q4), Phase C	SINT32	0 to +99999999	VARh	See Reg# 30118 for formatting and scaling		R
5162	2	VAh, (Q4), Phase A	SINT32	0 to 99999999	VAh	See Reg# 30117 for formatting and scaling		R
5164	2	VAh, (Q4), Phase B	SINT32	0 to 99999999	VAh	See Reg# 30117 for formatting and scaling		R
5166	2	VAh, (Q4), Phase C	SINT32	0 to 99999999	VAh	See Reg# 30117 for formatting and scaling		R
5168	2	VAh (Q1+Q4), Total	SINT32	0 to 99999999	VAh	See Reg# 30117 for formatting and scaling		R
5170	2	VAh (Q1+Q4), Phase A	SINT32	0 to 99999999	VAh	See Reg# 30117 for formatting and scaling		R
5172	2	VAh (Q1+Q4), Phase B	SINT32	0 to 99999999	VAh	See Reg# 30117 for formatting and scaling		R
5174	2	VAh (Q1+Q4), Phase C	SINT32	0 to 99999999	VAh	See Reg# 30117 for formatting and scaling		R
5176	2	VAh (Q2+Q3), Total	SINT32	0 to 99999999	VAh	See Reg# 30117 for formatting and scaling		R
5178	2	VAh (Q2+Q3), Phase A	SINT32	0 to 99999999	VAh	See Reg# 30117 for formatting and scaling		R
5180	2	VAh (Q2+Q3), Phase B	SINT32	0 to 99999999	VAh	See Reg# 30117 for formatting and scaling		R
5182	2	VAh (Q2+Q3), Phase C	SINT32	0 to 99999999	VAh	See Reg# 30117 for formatting and scaling		R
5184	2	It, Phase A	SINT32	0 to 99999999	Ah	See Reg# 30120 for formatting and scaling		R
5186	2	It, Phase B	SINT32	0 to 99999999	Ah	See Reg# 30120 for formatting and scaling		R
5188	2	It, Phase C	SINT32	0 to 99999999	Ah	See Reg# 30120 for formatting and scaling		R
5190	2	It, Phase N	SINT32	0 to 99999999	Ah	See Reg# 30120 for formatting and scaling		R
5192	2	Vt, Phase A-N	SINT32	0 to 99999999	Ah	See Reg# 30119 for formatting and scaling		R
5194	2	Vt, Phase B-N	SINT32	0 to 99999999	Ah	See Reg# 30119 for formatting and scaling		R
5196	2	Vt, Phase C-N	SINT32	0 to 99999999	Ah	See Reg# 30119 for formatting and scaling		R
5198	2	Vt, Phase A-B	SINT32	0 to 99999999	Vh	See Reg# 30119 for formatting and scaling		R
5200	2	Vt, Phase B-C	SINT32	0 to 99999999	Vh	See Reg# 30119 for formatting and scaling		R
5202	2	Vt, Phase C-A	SINT32	0 to 99999999	Vh	See Reg# 30119 for formatting and scaling		R
5204	2	+Oh, Total	SINT32	0 to 99999999	Oh	See Reg# 30136 for formatting and scaling		R
5206	2	+Oh, Phase A	SINT32	0 to 99999999	Oh	See Reg# 30136 for formatting and scaling		R
5208	2	+Oh, Phase B	SINT32	0 to 99999999	Oh	See Reg# 30136 for formatting and scaling		R
5210	2	+Oh, Phase C	SINT32	0 to 99999999	Oh	See Reg# 30136 for formatting and scaling		R
5212	2	-Oh, Total	SINT32	0 to -99999999	Oh	See Reg# 30136 for formatting and scaling		R
5214	2	-Oh, Phase A	SINT32	0 to -99999999	Oh	See Reg# 30136 for formatting and scaling		R
5216	2	-Oh, Phase B	SINT32	0 to -99999999	Oh	See Reg# 30136 for formatting and scaling		R
5218	2	-Oh, Phase C	SINT32	0 to -99999999	Oh	See Reg# 30136 for formatting and scaling		R

Reg#	Size	Description	Format	Value Range	Unit of measure or resolution	Comments	Factory default value	Acc
Primary Energy in Interval (pulses)								
5500	2	Wh, (Q1+Q4)	SINT32	0 to 99999999	Number of Pulses			R
5502	2	Wh, (Q2+Q3)	SINT32	0 to 99999999	Number of Pulses			R
5504	2	Wh, Net	SINT32	0 to 99999999	Number of Pulses			R
5506	2	Wh, Total	SINT32	0 to 99999999	Number of Pulses			R
5508	2	VARh, (Q1+Q2)	SINT32	0 to 99999999	Number of Pulses			R
5510	2	VARh, (Q3+Q4)	SINT32	0 to 99999999	Number of Pulses			R
5512	2	VARh, Net	SINT32	0 to 99999999	Number of Pulses			R
5514	2	VARh, Total	SINT32	0 to 99999999	Number of Pulses			R
5516	2	VAh, Total	SINT32	0 to 99999999	Number of Pulses			R
5518	2	Wh, (Q1+Q4), Phase A	SINT32	0 to 99999999	Number of Pulses			R
5520	2	Wh, (Q1+Q4), Phase B	SINT32	0 to 99999999	Number of Pulses			R
5522	2	Wh, (Q1+Q4), Phase C	SINT32	0 to 99999999	Number of Pulses			R
5524	2	Wh, (Q2+Q3), Phase A	SINT32	0 to 99999999	Number of Pulses			R
5526	2	Wh, (Q2+Q3), Phase B	SINT32	0 to 99999999	Number of Pulses			R
5528	2	Wh, (Q2+Q3), Phase C	SINT32	0 to 99999999	Number of Pulses			R
5530	2	Wh, Net, Phase A	SINT32	0 to 99999999	Number of Pulses			R
5532	2	Wh, Net, Phase B	SINT32	0 to 99999999	Number of Pulses			R
5534	2	Wh, Net, Phase C	SINT32	0 to 99999999	Number of Pulses			R
5536	2	Wh, Total, Phase A	SINT32	0 to 99999999	Number of Pulses			R
5538	2	Wh, Total, Phase B	SINT32	0 to 99999999	Number of Pulses			R
5540	2	Wh, Total, Phase C	SINT32	0 to 99999999	Number of Pulses			R
5542	2	VARh, (Q1+Q2), Phase A	SINT32	0 to 99999999	Number of Pulses			R
5544	2	VARh, (Q1+Q2), Phase B	SINT32	0 to 99999999	Number of Pulses			R
5546	2	VARh, (Q1+Q2), Phase C	SINT32	0 to 99999999	Number of Pulses			R
5548	2	VARh, (Q3+Q4), Phase A	SINT32	0 to 99999999	Number of Pulses			R
5550	2	VARh, (Q3+Q4), Phase B	SINT32	0 to 99999999	Number of Pulses			R
5552	2	VARh, (Q3+Q4), Phase C	SINT32	0 to 99999999	Number of Pulses			R
5554	2	VARh, Net, Phase A	SINT32	0 to 99999999	Number of Pulses			R
5556	2	VARh, Net, Phase B	SINT32	0 to 99999999	Number of Pulses			R
5558	2	VARh, Net, Phase C	SINT32	0 to 99999999	Number of Pulses			R
5560	2	VARh, Total, Phase A	SINT32	0 to 99999999	Number of Pulses			R
5562	2	VARh, Total, Phase B	SINT32	0 to 99999999	Number of Pulses			R
5564	2	VARh, Total, Phase C	SINT32	0 to 99999999	Number of Pulses			R
5566	2	VAh, Phase A	SINT32	0 to 99999999	Number of Pulses			R
5568	2	VAh, Phase B	SINT32	0 to 99999999	Number of Pulses			R
5570	2	VAh, Phase C	SINT32	0 to 99999999	Number of Pulses			R
5572	2	Wh, (Q1), Total	SINT32	0 to 99999999	Number of Pulses			R
5574	2	VARh, (Q1), Total	SINT32	0 to 99999999	Number of Pulses			R
5576	2	VAh, (Q1), Total	SINT32	0 to 99999999	Number of Pulses			R

Reg#	Size	Description	Format	Value Range	Unit of measure or resolution	Comments	Factory default value	Acc
5578	2	Wh, (Q1), Phase A	SINT32	0 to 99999999	Number of Pulses			R
5580	2	Wh, (Q1), Phase B	SINT32	0 to 99999999	Number of Pulses			R
5582	2	Wh, (Q1), Phase C	SINT32	0 to 99999999	Number of Pulses			R
5584	2	VARh, (Q1), Phase A	SINT32	0 to 99999999	Number of Pulses			R
5586	2	VARh, (Q1), Phase B	SINT32	0 to 99999999	Number of Pulses			R
5588	2	VARh, (Q1), Phase C	SINT32	0 to 99999999	Number of Pulses			R
5590	2	VAh, (Q1), Phase A	SINT32	0 to 99999999	Number of Pulses			R
5592	2	VAh, (Q1), Phase B	SINT32	0 to 99999999	Number of Pulses			R
5594	2	VAh, (Q1), Phase C	SINT32	0 to 99999999	Number of Pulses			R
5596	2	Wh, (Q2), Total	SINT32	0 to 99999999	Number of Pulses			R
5598	2	VARh, (Q2), Total	SINT32	0 to 99999999	Number of Pulses			R
5600	2	VAh, (Q2), Total	SINT32	0 to 99999999	Number of Pulses			R
5602	2	Wh, (Q2), Phase A	SINT32	0 to 99999999	Number of Pulses			R
5604	2	Wh, (Q2), Phase B	SINT32	0 to 99999999	Number of Pulses			R
5606	2	Wh, (Q2), Phase C	SINT32	0 to 99999999	Number of Pulses			R
5608	2	VARh, (Q2), Phase A	SINT32	0 to 99999999	Number of Pulses			R
5610	2	VARh, (Q2), Phase B	SINT32	0 to 99999999	Number of Pulses			R
5612	2	VARh, (Q2), Phase C	SINT32	0 to 99999999	Number of Pulses			R
5614	2	VAh, (Q2), Phase A	SINT32	0 to 99999999	Number of Pulses			R
5616	2	VAh, (Q2), Phase B	SINT32	0 to 99999999	Number of Pulses			R
5618	2	VAh, (Q2), Phase C	SINT32	0 to 99999999	Number of Pulses			R
5620	2	Wh, (Q3), Total	SINT32	0 to 99999999	Number of Pulses			R
5622	2	VARh, (Q3), Total	SINT32	0 to 99999999	Number of Pulses			R
5624	2	VAh, (Q3), Total	SINT32	0 to 99999999	Number of Pulses			R
5626	2	Wh, (Q3), Phase A	SINT32	0 to 99999999	Number of Pulses			R
5628	2	Wh, (Q3), Phase B	SINT32	0 to 99999999	Number of Pulses			R
5630	2	Wh, (Q3), Phase C	SINT32	0 to 99999999	Number of Pulses			R
5632	2	VARh, (Q3), Phase A	SINT32	0 to 99999999	Number of Pulses			R
5634	2	VARh, (Q3), Phase B	SINT32	0 to 99999999	Number of Pulses			R
5636	2	VARh, (Q3), Phase C	SINT32	0 to 99999999	Number of Pulses			R
5638	2	VAh, (Q3), Phase A	SINT32	0 to 99999999	Number of Pulses			R
5640	2	VAh, (Q3), Phase B	SINT32	0 to 99999999	Number of Pulses			R
5642	2	VAh, (Q3), Phase C	SINT32	0 to 99999999	Number of Pulses			R
5644	2	Wh, (Q4), Total	SINT32	0 to 99999999	Number of Pulses			R
5646	2	VARh, (Q4), Total	SINT32	0 to 99999999	Number of Pulses			R
5648	2	VAh, (Q4), Total	SINT32	0 to 99999999	Number of Pulses			R
5650	2	Wh, (Q4), Phase A	SINT32	0 to 99999999	Number of Pulses			R
5652	2	Wh, (Q4), Phase B	SINT32	0 to 99999999	Number of Pulses			R
5654	2	Wh, (Q4), Phase C	SINT32	0 to 99999999	Number of Pulses			R
5656	2	VARh, (Q4), Phase A	SINT32	0 to 99999999	Number of Pulses			R
5658	2	VARh, (Q4), Phase B	SINT32	0 to 99999999	Number of Pulses			R
5660	2	VARh, (Q4), Phase C	SINT32	0 to 99999999	Number of Pulses			R

Reg#	Size	Description	Format	Value Range	Unit of measure or resolution	Comments	Factory default value	Acc
5662	2	VAh, (Q4), Phase A	SINT32	0 to 99999999	Number of Pulses			R
5664	2	VAh, (Q4), Phase B	SINT32	0 to 99999999	Number of Pulses			R
5666	2	VAh, (Q4), Phase C	SINT32	0 to 99999999	Number of Pulses			R
5668	2	VAh (Q1+Q4), Total	SINT32	0 to 99999999	Number of Pulses			R
5670	2	VAh (Q1+Q4), Phase A	SINT32	0 to 99999999	Number of Pulses			R
5672	2	VAh (Q1+Q4), Phase B	SINT32	0 to 99999999	Number of Pulses			R
5674	2	VAh (Q1+Q4), Phase C	SINT32	0 to 99999999	Number of Pulses			R
5676	2	VAh (Q2+Q3), Total	SINT32	0 to 99999999	Number of Pulses			R
5678	2	VAh (Q2+Q3), Phase A	SINT32	0 to 99999999	Number of Pulses			R
5680	2	VAh (Q2+Q3), Phase B	SINT32	0 to 99999999	Number of Pulses			R
5682	2	VAh (Q2+Q3), Phase C	SINT32	0 to 99999999	Number of Pulses			R
5684	2	It, Phase A	SINT32	0 to 99999999	Number of Pulses			R
5686	2	It, Phase B	SINT32	0 to 99999999	Number of Pulses			R
5688	2	It, Phase C	SINT32	0 to 99999999	Number of Pulses			R
5690	2	It, Phase N	SINT32	0 to 99999999	Number of Pulses			R
5692	2	Vt, Phase A-N	SINT32	0 to 99999999	Number of Pulses			R
5694	2	Vt, Phase B-N	SINT32	0 to 99999999	Number of Pulses			R
5696	2	Vt, Phase C-N	SINT32	0 to 99999999	Number of Pulses			R
5698	2	Vt, Phase A-B	SINT32	0 to 99999999	Number of Pulses			R
5700	2	Vt, Phase B-C	SINT32	0 to 99999999	Number of Pulses			R
5702	2	Vt, Phase C-A	SINT32	0 to 99999999	Number of Pulses			R
5704	2	+Oh, Total	SINT32	0 to 99999999	Number of Pulses			R
5706	2	+Oh, Phase A	SINT32	0 to 99999999	Number of Pulses			R
5708	2	+Oh, Phase B	SINT32	0 to 99999999	Number of Pulses			R
5710	2	+Oh, Phase C	SINT32	0 to 99999999	Number of Pulses			R
5712	2	-Oh, Total	SINT32	0 to 99999999	Number of Pulses			R
5714	2	-Oh, Phase A	SINT32	0 to 99999999	Number of Pulses			R
5716	2	-Oh, Phase B	SINT32	0 to 99999999	Number of Pulses			R
5718	2	-Oh, Phase C	SINT32	0 to 99999999	Number of Pulses			R
7948	2	Maximum W, (Q1+Q4), Total, prior to Demand Reset	FLOAT	0 to ±9.999 E+09	VA			R
7950	2	Maximum W, (Q2+Q3), Total, prior to Demand Reset	FLOAT	0 to ±9.999 E+09	W			R
7952	2	Maximum VAR, (Q1+Q2), Total, prior to Demand Reset	FLOAT	0 to ±9.999 E+09	W			R
7954	2	Maximum VAR, (Q3+Q4), Total, prior to Demand Reset	FLOAT	0 to ±9.999 E+09	VAR			R
7956	2	Maximum VA, Total, prior to Demand Reset	FLOAT	0 to ±9.999 E+09	VAR			R
7958	3	Maximum W, (Q1+Q4), Total, Timestamp, prior to Demand Reset	TSTAMP	21st Century	1 s			R
7961	3	Maximum W, (Q2+Q3), Total, Timestamp, prior to Demand Reset	TSTAMP	21st Century	1 s			R
7964	3	Maximum VAR, (Q1+Q2), Total, Timestamp, prior to Demand Reset	TSTAMP	21st Century	1 s			R
7967	3	Maximum VAR, (Q3+Q4), Total, Timestamp, prior to Demand Reset	TSTAMP	21st Century	1 s			R
7970	3	Maximum VA, Total, Timestamp, prior to Demand Reset	TSTAMP	21st Century	1 s			R
7973	3	Demand Last Reset Timestamp	TSTAMP	21st Century	1 s	Time at last reset of the demands		R

Reg#	Size	Description	Format	Value Range	Unit of measure or resolution	Comments	Factory default value	Acc
Primary Voltage minimum within demand interval								
7976	2	V A-N, previous Demand interval Short Term Minimum	FLOAT	0 to 9.999 E+09	V	Minimum instantaneous value measured during the demand interval before the one most recently completed.		R
7978	2	V B-N, previous Demand interval Short Term Minimum	FLOAT	0 to 9.999 E+09	V			R
7980	2	V C-N, previous Demand interval Short Term Minimum	FLOAT	0 to 9.999 E+09	V			R
7982	2	V A-B, previous Demand interval Short Term Minimum	FLOAT	0 to 9.999 E+09	V			R
7984	2	V B-C, previous Demand interval Short Term Minimum	FLOAT	0 to 9.999 E+09	V			R
7986	2	V C-A, previous Demand interval Short Term Minimum	FLOAT	0 to 9.999 E+09	V			R
7988	2	V A-N, Short Term Minimum	FLOAT	0 to 9.999 E+09	V	Minimum instantaneous value measured during the demand interval before the one most recently completed.		R
7990	2	V B-N, Short Term Minimum	FLOAT	0 to 9.999 E+09	V			R
7992	2	V C-N, Short Term Minimum	FLOAT	0 to 9.999 E+09	V			R
7994	2	V A-B, Short Term Minimum	FLOAT	0 to 9.999 E+09	V			R
7996	2	V B-C, Short Term Minimum	FLOAT	0 to 9.999 E+09	V			R
7998	2	V C-A, Short Term Minimum	FLOAT	0 to 9.999 E+09	V			R
Primary Minimums and Minimum average Demand Block since last reset								
8000	2	V A-N, Minimum	FLOAT	0 to 9.999 E+09	V			R
8002	2	V B-N, Minimum	FLOAT	0 to 9.999 E+09	V			R
8004	2	V C-N, Minimum	FLOAT	0 to 9.999 E+09	V			R
8006	2	V A-B, Minimum	FLOAT	0 to 9.999 E+09	V			R
8008	2	V B-C, Minimum	FLOAT	0 to 9.999 E+09	V			R
8010	2	V C-A, Minimum	FLOAT	0 to 9.999 E+09	V			R
8012	2	I A, Minimum Average Demand	FLOAT	0 to 9.999 E+09	A			R
8014	2	I B, Minimum Average Demand	FLOAT	0 to 9.999 E+09	A			R
8016	2	I C, Minimum Average Demand	FLOAT	0 to 9.999 E+09	A			R
8018	2	W, (Q1+Q4), Total, Minimum Average Demand	FLOAT	0 to 9.999 E+09	W			R
8020	2	VAR, (Q1+Q2), Total, Minimum Average Demand	FLOAT	0 to 9.999 E+09	VAR			R
8022	2	W, (Q2+Q3), Total, Minimum Average Demand	FLOAT	0 to 9.999 E+09	W			R
8024	2	VAR, (Q3+Q4), Total, Minimum Average Demand	FLOAT	0 to 9.999 E+09	VAR			R
8026	2	VA, Total, Minimum Average Demand	FLOAT	0 to ±9.999 E+09	VA			R
8028	2	PF, (Q1+Q4), Total, Minimum Average Demand	FLOAT	-1.00 to +1.00				R
8030	2	PF, (Q2+Q3), Total, Minimum Average Demand	FLOAT	-1.00 to +1.00				R
8032	2	Frequency, Minimum	FLOAT	0 to 65.00	Hz			R
8034	2	Neutral Current, Minimum Average Demand	FLOAT	0 to 9.999 E+09	A			R
8036	2	W, (Q1+Q4), Phase A, Minimum Average Demand	FLOAT	0 to ±9.999 E+09	W			R
8038	2	W, (Q1+Q4), Phase B, Minimum Average Demand	FLOAT	0 to ±9.999 E+09	W			R
8040	2	W, (Q1+Q4), Phase C, Minimum Average Demand	FLOAT	0 to ±9.999 E+09	W			R
8042	2	VAR, (Q1+Q2), Phase A, Minimum Average Demand	FLOAT	0 to ±9.999 E+09	VAR			R
8044	2	VAR, (Q1+Q2), Phase B, Minimum Average Demand	FLOAT	0 to ±9.999 E+09	VAR			R
8046	2	VAR, (Q1+Q2), Phase C, Minimum Average Demand	FLOAT	0 to ±9.999 E+09	VAR			R
8048	2	W, (Q2+Q3), Phase A, Minimum Average Demand	FLOAT	0 to ±9.999 E+09	W			R
8050	2	W, (Q2+Q3), Phase B, Minimum Average Demand	FLOAT	0 to ±9.999 E+09	W			R
8052	2	W, (Q2+Q3), Phase C, Minimum Average Demand	FLOAT	0 to ±9.999 E+09	W			R
8054	2	VAR, (Q3+Q4), Phase A, Minimum Average Demand	FLOAT	0 to ±9.999 E+09	VAR			R
8056	2	VAR, (Q3+Q4), Phase B, Minimum Average Demand	FLOAT	0 to ±9.999 E+09	VAR			R
8058	2	VAR, (Q3+Q4), Phase C, Minimum Average Demand	FLOAT	0 to ±9.999 E+09	VAR			R
8060	2	VA, Phase A, Minimum Average Demand	FLOAT	0 to ±9.999 E+09	VA			R
8062	2	VA, Phase B, Minimum Average Demand	FLOAT	0 to ±9.999 E+09	VA			R
8064	2	VA, Phase C, Minimum Average Demand	FLOAT	0 to ±9.999 E+09	VA			R
8066	2	PF, (Q1+Q4), Phase A, Minimum Average Demand	FLOAT	-1.00 to +1.00				R
8068	2	PF, (Q1+Q4), Phase B, Minimum Average Demand	FLOAT	-1.00 to +1.00				R
8070	2	PF, (Q1+Q4), Phase C, Minimum Average Demand	FLOAT	-1.00 to +1.00				R
8072	2	PF, (Q2+Q3), Phase A, Minimum Average Demand	FLOAT	-1.00 to +1.00				R
8074	2	PF, (Q2+Q3), Phase B, Minimum Average Demand	FLOAT	-1.00 to +1.00				R
8076	2	PF, (Q2+Q3), Phase C, Minimum Average Demand	FLOAT	-1.00 to +1.00				R

Reg#	Size	Description	Format	Value Range	Unit of measure or resolution	Comments	Factory default value	Acc
8078	1	V A-N, %THD, Minimum	UINT16	0 to 9999	0.01%			R
8079	1	V B-N, %THD, Minimum	UINT16	0 to 9999	0.01%			R
8080	1	V C-N, %THD, Minimum	UINT16	0 to 9999	0.01%			R
8081	1	I A, %THD, Minimum	UINT16	0 to 9999	0.01%			R
8082	1	I B, %THD, Minimum	UINT16	0 to 9999	0.01%			R
8083	1	I C, %THD, Minimum	UINT16	0 to 9999	0.01%			R
8084	2	Symmetrical Component Magnitude, 0 Seq, Minimum	FLOAT	0 to 9.999 E+09	V			R
8086	2	Symmetrical Component Magnitude, + Seq, Minimum	FLOAT	0 to 9.999 E+09	V			R
8088	2	Symmetrical Component Magnitude, - Seq, Minimum	FLOAT	0 to 9.999 E+09	V			R
8090	1	Symmetrical Component Phase, 0 Seq, Minimum	SINT16	-1800 to +1800	0.1°			R
8091	1	Symmetrical Component Phase, + Seq, Minimum	SINT16	-1800 to +1800	0.1°			R
8092	1	Symmetrical Component Phase, - Seq, Minimum	SINT16	-1800 to +1800	0.1°			R
8093	1	Unbalance, 0 sequence, Minimum	UINT16	0 to 65535	0.01%			R
8094	1	Unbalance, -sequence, Minimum	UINT16	0 to 65535	0.01%			R
8095	1	Current Unbalance, Minimum	UINT16	0 to 20000	0.01%			R
8096	2	W, (Q1), Total, Minimum Average Demand	FLOAT	0 to +9.999 E+09	W			R
8098	2	VAR, (Q1), Total, Minimum Average Demand	FLOAT	0 to +9.999 E+09	VAR			R
8100	2	VA, (Q1), Total, Minimum Average Demand	FLOAT	0 to +9.999 E+09	VA			R
8102	2	W, (Q1), Phase A, Minimum Average Demand	FLOAT	0 to +9.999 E+09	W			R
8104	2	W, (Q1), Phase B, Minimum Average Demand	FLOAT	0 to +9.999 E+09	W			R
8106	2	W, (Q1), Phase C, Minimum Average Demand	FLOAT	0 to +9.999 E+09	W			R
8108	2	VAR, (Q1), Phase A, Minimum Average Demand	FLOAT	0 to +9.999 E+09	VAR			R
8110	2	VAR, (Q1), Phase B, Minimum Average Demand	FLOAT	0 to +9.999 E+09	VAR			R
8112	2	VAR, (Q1), Phase C, Minimum Average Demand	FLOAT	0 to +9.999 E+09	VAR			R
8114	2	VA, (Q1), Phase A, Minimum Average Demand	FLOAT	0 to +9.999 E+09	VA			R
8116	2	VA, (Q1), Phase B, Minimum Average Demand	FLOAT	0 to +9.999 E+09	VA			R
8118	2	VA, (Q1), Phase C, Minimum Average Demand	FLOAT	0 to +9.999 E+09	VA			R
8120	2	W, (Q2), Total, Minimum Average Demand	FLOAT	0 to +9.999 E+09	W			R
8122	2	VAR, (Q2), Total, Minimum Average Demand	FLOAT	0 to +9.999 E+09	VAR			R
8124	2	VA, (Q2), Total, Minimum Average Demand	FLOAT	0 to +9.999 E+09	VA			R
8126	2	W, (Q2), Phase A, Minimum Average Demand	FLOAT	0 to +9.999 E+09	W			R
8128	2	W, (Q2), Phase B, Minimum Average Demand	FLOAT	0 to +9.999 E+09	W			R
8130	2	W, (Q2), Phase C, Minimum Average Demand	FLOAT	0 to +9.999 E+09	W			R
8132	2	VAR, (Q2), Phase A, Minimum Average Demand	FLOAT	0 to +9.999 E+09	VAR			R
8134	2	VAR, (Q2), Phase B, Minimum Average Demand	FLOAT	0 to +9.999 E+09	VAR			R
8136	2	VAR, (Q2), Phase C, Minimum Average Demand	FLOAT	0 to +9.999 E+09	VAR			R
8138	2	VA, (Q2), Phase A, Minimum Average Demand	FLOAT	0 to +9.999 E+09	VA			R
8140	2	VA, (Q2), Phase B, Minimum Average Demand	FLOAT	0 to +9.999 E+09	VA			R
8142	2	VA, (Q2), Phase C, Minimum Average Demand	FLOAT	0 to +9.999 E+09	VA			R
8144	2	W, (Q3), Total, Minimum Average Demand	FLOAT	0 to +9.999 E+09	W			R
8146	2	VAR, (Q3), Total, Minimum Average Demand	FLOAT	0 to +9.999 E+09	VAR			R
8148	2	VA, (Q3), Total, Minimum Average Demand	FLOAT	0 to +9.999 E+09	VA			R
8150	2	W, (Q3), Phase A, Minimum Average Demand	FLOAT	0 to +9.999 E+09	W			R
8152	2	W, (Q3), Phase B, Minimum Average Demand	FLOAT	0 to +9.999 E+09	W			R
8154	2	W, (Q3), Phase C, Minimum Average Demand	FLOAT	0 to +9.999 E+09	W			R
8156	2	VAR, (Q3), Phase A, Minimum Average Demand	FLOAT	0 to +9.999 E+09	VAR			R
8158	2	VAR, (Q3), Phase B, Minimum Average Demand	FLOAT	0 to +9.999 E+09	VAR			R
8160	2	VAR, (Q3), Phase C, Minimum Average Demand	FLOAT	0 to +9.999 E+09	VAR			R
8162	2	VA, (Q3), Phase A, Minimum Average Demand	FLOAT	0 to +9.999 E+09	VA			R
8164	2	VA, (Q3), Phase B, Minimum Average Demand	FLOAT	0 to +9.999 E+09	VA			R
8166	2	VA, (Q3), Phase C, Minimum Average Demand	FLOAT	0 to +9.999 E+09	VA			R

Reg#	Size	Description	Format	Value Range	Unit of measure or resolution	Comments	Factory default value	Acc
8168	2	W, (Q4), Total, Minimum Average Demand	FLOAT	0 to +9.999 E+09	W			R
8170	2	VAR, (Q4), Total, Minimum Average Demand	FLOAT	0 to +9.999 E+09	VAR			R
8172	2	VA, (Q4), Total, Minimum Average Demand	FLOAT	0 to +9.999 E+09	VA			R
8174	2	W, (Q4), Phase A, Minimum Average Demand	FLOAT	0 to +9.999 E+09	W			R
8176	2	W, (Q4), Phase B, Minimum Average Demand	FLOAT	0 to +9.999 E+09	W			R
8178	2	W, (Q4), Phase C, Minimum Average Demand	FLOAT	0 to +9.999 E+09	W			R
8180	2	VAR, (Q4), Phase A, Minimum Average Demand	FLOAT	0 to +9.999 E+09	VAR			R
8182	2	VAR, (Q4), Phase B, Minimum Average Demand	FLOAT	0 to +9.999 E+09	VAR			R
8184	2	VAR, (Q4), Phase C, Minimum Average Demand	FLOAT	0 to +9.999 E+09	VAR			R
8186	2	VA, (Q4), Phase A, Minimum Average Demand	FLOAT	0 to +9.999 E+09	VA			R
8188	2	VA, (Q4), Phase B, Minimum Average Demand	FLOAT	0 to +9.999 E+09	VA			R
8190	2	VA, (Q4), Phase C, Minimum Average Demand	FLOAT	0 to +9.999 E+09	VA			R
8192	2	VA (Q1+Q4), Total, Minimum Average Demand	FLOAT	0 to +9.999 E+09	VA			R
8194	2	VA (Q1+Q4), Phase A, Minimum Average Demand	FLOAT	0 to +9.999 E+09	VA			R
8196	2	VA (Q1+Q4), Phase B, Minimum Average Demand	FLOAT	0 to +9.999 E+09	VA			R
8198	2	VA (Q1+Q4), Phase C, Minimum Average Demand	FLOAT	0 to +9.999 E+09	VA			R
8200	2	VA (Q2+Q3), Total, Minimum Average Demand	FLOAT	0 to +9.999 E+09	VA			R
8202	2	VA (Q2+Q3), Phase A, Minimum Average Demand	FLOAT	0 to +9.999 E+09	VA			R
8204	2	VA (Q2+Q3), Phase B, Minimum Average Demand	FLOAT	0 to +9.999 E+09	VA			R
8206	2	VA (Q2+Q3), Phase C, Minimum Average Demand	FLOAT	0 to +9.999 E+09	VA			R
8208	2	V A-N, Minimum Average Demand	FLOAT	0 to 9.999 E+09	V			R
8210	2	V B-N, Minimum Average Demand	FLOAT	0 to 9.999 E+09	V			R
8212	2	V C-N, Minimum Average Demand	FLOAT	0 to 9.999 E+09	V			R
8214	2	V A-B, Minimum Average Demand	FLOAT	0 to 9.999 E+09	V			R
8216	2	V B-C, Minimum Average Demand	FLOAT	0 to 9.999 E+09	V			R
8218	2	V C-A, Minimum Average Demand	FLOAT	0 to 9.999 E+09	V			R
8220	1	I A, %TDD, Minimum	UINT16	0 to 9999	0.01%			R
8221	1	I B, %TDD, Minimum	UINT16	0 to 9999	0.01%			R
8222	1	I C, %TDD, Minimum	UINT16	0 to 9999	0.01%			R
8223	1	I A, K-factor, Minimum	UINT16	0 to 9999	0.01%			R
8224	1	I B, K-factor, Minimum	UINT16	0 to 9999	0.01%			R
8225	1	I C, K-factor, Minimum	UINT16	0 to 9999	0.01%			R
8226	2	+Q, Total, Minimum Average Demand	FLOAT	0 to +9.999 E+09	Q			R
8228	2	+Q, Phase A, Minimum Average Demand	FLOAT	0 to +9.999 E+09	Q			R
8230	2	+Q, Phase B, Minimum Average Demand	FLOAT	0 to +9.999 E+09	Q			R
8232	2	+Q, Phase C, Minimum Average Demand	FLOAT	0 to +9.999 E+09	Q			R
8234	2	-Q, Total, Minimum Average Demand	FLOAT	0 to +9.999 E+09	Q			R
8236	2	-Q, Phase A, Minimum Average Demand	FLOAT	0 to +9.999 E+09	Q			R
8238	2	-Q, Phase B, Minimum Average Demand	FLOAT	0 to +9.999 E+09	Q			R
8240	2	-Q, Phase C, Minimum Average Demand	FLOAT	0 to +9.999 E+09	Q			R
8242	2	Aggregator 1, Minimum Average Demand	FLOAT	0 to +9.999 E+09				R
8244	2	Aggregator 2, Minimum Average Demand	FLOAT	0 to +9.999 E+09				R
8246	2	Aggregator 3, Minimum Average Demand	FLOAT	0 to +9.999 E+09				R
8248	2	Aggregator 4, Minimum Average Demand	FLOAT	0 to +9.999 E+09				R
8250	2	Option card 1 input accumulator 1, Minimum Average Demand	FLOAT	0 to +9.999 E+09				R
8252	2	Option card 1 input accumulator 2, Minimum Average Demand	FLOAT	0 to +9.999 E+09				R
8254	2	Option card 1 input accumulator 3, Minimum Average Demand	FLOAT	0 to +9.999 E+09				R
8256	2	Option card 1 input accumulator 4, Minimum Average Demand	FLOAT	0 to +9.999 E+09				R
8258	2	Option card 2 input accumulator 1, Minimum Average Demand	FLOAT	0 to +9.999 E+09				R
8260	2	Option card 2 input accumulator 2, Minimum Average Demand	FLOAT	0 to +9.999 E+09				R
8262	2	Option card 2 input accumulator 3, Minimum Average Demand	FLOAT	0 to +9.999 E+09				R
8264	2	Option card 2 input accumulator 4, Minimum Average Demand	FLOAT	0 to +9.999 E+09				R

Reg#	Size	Description	Format	Value Range	Unit of measure or resolution	Comments	Factory default value	Acc
Primary Minimums and Minimum average Demand since last reset - Timestamps Block								
8400	3	V A-N, Minimum Timestamp	TSTAMP	21st Century	1 s			R
8403	3	V B-N, Minimum Timestamp	TSTAMP	21st Century	1 s			R
8406	3	V C-N, Minimum Timestamp	TSTAMP	21st Century	1 s			R
8409	3	V A-B, Minimum Timestamp	TSTAMP	21st Century	1 s			R
8412	3	V B-C, Minimum Timestamp	TSTAMP	21st Century	1 s			R
8415	3	V C-A, Minimum Timestamp	TSTAMP	21st Century	1 s			R
8418	3	I A, Minimum Average Demand Timestamp	TSTAMP	21st Century	1 s			R
8421	3	I B, Minimum Average Demand Timestamp	TSTAMP	21st Century	1 s			R
8424	3	I C, Minimum Average Demand Timestamp	TSTAMP	21st Century	1 s			R
8427	3	W, (Q1+Q4), Total, Minimum Average Demand Timestamp	TSTAMP	21st Century	1 s			R
8430	3	VAR, (Q1+Q2), Total, Minimum Average Demand Timestamp	TSTAMP	21st Century	1 s			R
8433	3	W, (Q2+Q3), Total, Minimum Average Demand Timestamp	TSTAMP	21st Century	1 s			R
8436	3	VAR, (Q3+Q4), Total, Minimum Average Demand Timestamp	TSTAMP	21st Century	1 s			R
8439	3	VA, Total, Minimum Average Demand Timestamp	TSTAMP	21st Century	1 s			R
8442	3	PF, (Q1+Q4), Total, Minimum Average Demand Timestamp	TSTAMP	21st Century	1 s			R
8445	3	PF, (Q2+Q3), Total, Minimum Average Demand Timestamp	TSTAMP	21st Century	1 s			R
8448	3	Frequency, Minimum Timestamp	TSTAMP	21st Century	1 s			R
8451	3	Neutral Current, Minimum Average Demand Timestamp	TSTAMP	21st Century	1 s			R
8454	3	W, (Q1+Q4), Phase A, Minimum Average Demand Timestamp	TSTAMP	21st Century	1 s			R
8457	3	W, (Q1+Q4), Phase B, Minimum Average Demand Timestamp	TSTAMP	21st Century	1 s			R
8460	3	W, (Q1+Q4), Phase C, Minimum Average Demand Timestamp	TSTAMP	21st Century	1 s			R
8463	3	VAR, (Q1+Q2), Phase A, Minimum Average Demand Timestamp	TSTAMP	21st Century	1 s			R
8466	3	VAR, (Q1+Q2), Phase B, Minimum Average Demand Timestamp	TSTAMP	21st Century	1 s			R
8469	3	VAR, (Q1+Q2), Phase C, Minimum Average Demand Timestamp	TSTAMP	21st Century	1 s			R
8472	3	W, (Q2+Q3), Phase A, Minimum Average Demand Timestamp	TSTAMP	21st Century	1 s			R
8475	3	W, (Q2+Q3), Phase B, Minimum Average Demand Timestamp	TSTAMP	21st Century	1 s			R
8478	3	W, (Q2+Q3), Phase C, Minimum Average Demand Timestamp	TSTAMP	21st Century	1 s			R
8481	3	VAR, (Q3+Q4), Phase A, Minimum Average Demand Timestamp	TSTAMP	21st Century	1 s			R
8484	3	VAR, (Q3+Q4), Phase B, Minimum Average Demand Timestamp	TSTAMP	21st Century	1 s			R
8487	3	VAR, (Q3+Q4), Phase C, Minimum Average Demand Timestamp	TSTAMP	21st Century	1 s			R
8490	3	VA, Phase A, Minimum Average Demand Timestamp	TSTAMP	21st Century	1 s			R
8493	3	VA, Phase B, Minimum Average Demand Timestamp	TSTAMP	21st Century	1 s			R
8496	3	VA, Phase C, Minimum Average Demand Timestamp	TSTAMP	21st Century	1 s			R
8499	3	PF, (Q1+Q4), Phase A, Minimum Average Demand Timestamp	TSTAMP	21st Century	1 s			R
8502	3	PF, (Q1+Q4), Phase B, Minimum Average Demand Timestamp	TSTAMP	21st Century	1 s			R
8505	3	PF, (Q1+Q4), Phase C, Minimum Average Demand Timestamp	TSTAMP	21st Century	1 s			R
8508	3	PF, (Q2+Q3), Phase A, Minimum Average Demand Timestamp	TSTAMP	21st Century	1 s			R
8511	3	PF, (Q2+Q3), Phase B, Minimum Average Demand Timestamp	TSTAMP	21st Century	1 s			R
8514	3	PF, (Q2+Q3), Phase C, Minimum Average Demand Timestamp	TSTAMP	21st Century	1 s			R
8517	3	V A-N, %THD, Minimum Timestamp	TSTAMP	21st Century	1 s			R
8520	3	V B-N, %THD, Minimum Timestamp	TSTAMP	21st Century	1 s			R
8523	3	V C-N, %THD, Minimum Timestamp	TSTAMP	21st Century	1 s			R
8526	3	I A, %THD, Minimum Timestamp	TSTAMP	21st Century	1 s			R
8529	3	I B, %THD, Minimum Timestamp	TSTAMP	21st Century	1 s			R
8532	3	I C, %THD, Minimum Timestamp	TSTAMP	21st Century	1 s			R

Reg#	Size	Description	Format	Value Range	Unit of measure or resolution	Comments	Factory default value	Acc
8535	3	Symmetrical Comp Magnitude, 0 Seq, Minimum Timestamp	TSTAMP	21st Century	1 s			R
8538	3	Symmetrical Comp Magnitude, + Seq, Minimum Timestamp	TSTAMP	21st Century	1 s			R
8541	3	Symmetrical Comp Magnitude, - Seq, Minimum Timestamp	TSTAMP	21st Century	1 s			R
8544	3	Symmetrical Comp Phase, 0 Seq, Minimum Timestamp	TSTAMP	21st Century	1 s			R
8547	3	Symmetrical Comp Phase, + Seq, Minimum Timestamp	TSTAMP	21st Century	1 s			R
8550	3	Symmetrical Comp Phase, - Seq, Minimum Timestamp	TSTAMP	21st Century	1 s			R
8553	3	Unbalance, 0 Seq, Minimum Timestamp	TSTAMP	21st Century	1 s			R
8556	3	Unbalance, - Seq, Minimum Timestamp	TSTAMP	21st Century	1 s			R
8559	3	Current Unbalance, Minimum Timestamp	TSTAMP	21st Century	1 s			R
8562	3	VA , (Q4), Phase C, Minimum Average Demand Timestamp	TSTAMP	21st Century	1 s			R
8565	3	VA , (Q4), Phase C, Minimum Average Demand Timestamp	TSTAMP	21st Century	1 s			R
8568	3	VA , (Q4), Phase C, Minimum Average Demand Timestamp	TSTAMP	21st Century	1 s			R
8571	3	VA , (Q4), Phase C, Minimum Average Demand Timestamp	TSTAMP	21st Century	1 s			R
8574	3	VA , (Q4), Phase C, Minimum Average Demand Timestamp	TSTAMP	21st Century	1 s			R
8577	3	VA , (Q4), Phase C, Minimum Average Demand Timestamp	TSTAMP	21st Century	1 s			R
8580	3	VA , (Q4), Phase C, Minimum Average Demand Timestamp	TSTAMP	21st Century	1 s			R
8583	3	VA , (Q4), Phase C, Minimum Average Demand Timestamp	TSTAMP	21st Century	1 s			R
8586	3	VA , (Q4), Phase C, Minimum Average Demand Timestamp	TSTAMP	21st Century	1 s			R
8589	3	VA , (Q4), Phase C, Minimum Average Demand Timestamp	TSTAMP	21st Century	1 s			R
8592	3	VA , (Q4), Phase C, Minimum Average Demand Timestamp	TSTAMP	21st Century	1 s			R
8595	3	VA , (Q4), Phase C, Minimum Average Demand Timestamp	TSTAMP	21st Century	1 s			R
8598	3	VA , (Q4), Phase C, Minimum Average Demand Timestamp	TSTAMP	21st Century	1 s			R
8601	3	VA , (Q4), Phase C, Minimum Average Demand Timestamp	TSTAMP	21st Century	1 s			R
8604	3	VA , (Q4), Phase C, Minimum Average Demand Timestamp	TSTAMP	21st Century	1 s			R
8607	3	VA , (Q4), Phase C, Minimum Average Demand Timestamp	TSTAMP	21st Century	1 s			R
8610	3	VA , (Q4), Phase C, Minimum Average Demand Timestamp	TSTAMP	21st Century	1 s			R
8613	3	VA , (Q4), Phase C, Minimum Average Demand Timestamp	TSTAMP	21st Century	1 s			R
8616	3	VA , (Q4), Phase C, Minimum Average Demand Timestamp	TSTAMP	21st Century	1 s			R
8619	3	VA , (Q4), Phase C, Minimum Average Demand Timestamp	TSTAMP	21st Century	1 s			R
8622	3	VA , (Q4), Phase C, Minimum Average Demand Timestamp	TSTAMP	21st Century	1 s			R
8625	3	VA , (Q4), Phase C, Minimum Average Demand Timestamp	TSTAMP	21st Century	1 s			R
8628	3	VA , (Q4), Phase C, Minimum Average Demand Timestamp	TSTAMP	21st Century	1 s			R
8631	3	VA , (Q4), Phase C, Minimum Average Demand Timestamp	TSTAMP	21st Century	1 s			R
8634	3	VA , (Q4), Phase C, Minimum Average Demand Timestamp	TSTAMP	21st Century	1 s			R
8637	3	VA , (Q4), Phase C, Minimum Average Demand Timestamp	TSTAMP	21st Century	1 s			R
8640	3	VA , (Q4), Phase C, Minimum Average Demand Timestamp	TSTAMP	21st Century	1 s			R
8643	3	VA , (Q4), Phase C, Minimum Average Demand Timestamp	TSTAMP	21st Century	1 s			R
8646	3	VA , (Q4), Phase C, Minimum Average Demand Timestamp	TSTAMP	21st Century	1 s			R
8649	3	VA , (Q4), Phase C, Minimum Average Demand Timestamp	TSTAMP	21st Century	1 s			R
8652	3	VA , (Q4), Phase C, Minimum Average Demand Timestamp	TSTAMP	21st Century	1 s			R
8655	3	VA , (Q4), Phase C, Minimum Average Demand Timestamp	TSTAMP	21st Century	1 s			R
8658	3	VA , (Q4), Phase C, Minimum Average Demand Timestamp	TSTAMP	21st Century	1 s			R
8661	3	VA , (Q4), Phase C, Minimum Average Demand Timestamp	TSTAMP	21st Century	1 s			R
8664	3	VA , (Q4), Phase C, Minimum Average Demand Timestamp	TSTAMP	21st Century	1 s			R
8667	3	VA , (Q4), Phase C, Minimum Average Demand Timestamp	TSTAMP	21st Century	1 s			R

Reg#	Size	Description	Format	Value Range	Unit of measure or resolution	Comments	Factory default value	Acc
8670	3	VA , (Q4), Phase C, Minimum Average Demand Timestamp	TSTAMP	21st Century	1 s			R
8673	3	VA , (Q4), Phase C, Minimum Average Demand Timestamp	TSTAMP	21st Century	1 s			R
8676	3	VA , (Q4), Phase C, Minimum Average Demand Timestamp	TSTAMP	21st Century	1 s			R
8679	3	VA , (Q4), Phase C, Minimum Average Demand Timestamp	TSTAMP	21st Century	1 s			R
8682	3	VA , (Q4), Phase C, Minimum Average Demand Timestamp	TSTAMP	21st Century	1 s			R
8685	3	VA , (Q4), Phase C, Minimum Average Demand Timestamp	TSTAMP	21st Century	1 s			R
8688	3	VA , (Q4), Phase C, Minimum Average Demand Timestamp	TSTAMP	21st Century	1 s			R
8691	3	VA , (Q4), Phase C, Minimum Average Demand Timestamp	TSTAMP	21st Century	1 s			R
8694	3	VA , (Q4), Phase C, Minimum Average Demand Timestamp	TSTAMP	21st Century	1 s			R
8697	3	VA , (Q4), Phase C, Minimum Average Demand Timestamp	TSTAMP	21st Century	1 s			R
8700	3	VA , (Q4), Phase C, Minimum Average Demand Timestamp	TSTAMP	21st Century	1 s			R
8703	3	VA , (Q4), Phase C, Minimum Average Demand Timestamp	TSTAMP	21st Century	1 s			R
8706	3	VA (Q1+Q4), Total, Minimum Average Demand Timestamp	TSTAMP	21st Century	1 s			R
8709	3	VA (Q1+Q4), Phase A, Minimum Average Demand Timestamp	TSTAMP	21st Century	1 s			R
8712	3	VA (Q1+Q4), Phase B, Minimum Average Demand Timestamp	TSTAMP	21st Century	1 s			R
8715	3	VA (Q1+Q4), Phase C, Minimum Average Demand Timestamp	TSTAMP	21st Century	1 s			R
8718	3	VA (Q2+Q3), Total, Minimum Average Demand Timestamp	TSTAMP	21st Century	1 s			R
8721	3	VA (Q2+Q3), Phase A, Minimum Average Demand Timestamp	TSTAMP	21st Century	1 s			R
8724	3	VA (Q2+Q3), Phase B, Minimum Average Demand Timestamp	TSTAMP	21st Century	1 s			R
8727	3	VA (Q2+Q3), Phase C, Minimum Average Demand Timestamp	TSTAMP	21st Century	1 s			R
8730	3	V A-N, Minimum Average Demand Timestamp	TSTAMP	21st Century	1 s			R
8733	3	V B-N, Minimum Average Demand Timestamp	TSTAMP	21st Century	1 s			R
8736	3	V C-N, Minimum Average Demand Timestamp	TSTAMP	21st Century	1 s			R
8739	3	V A-B, Minimum Average Demand Timestamp	TSTAMP	21st Century	1 s			R
8742	3	V B-C, Minimum Average Demand Timestamp	TSTAMP	21st Century	1 s			R
8745	3	V C-A, Minimum Average Demand Timestamp	TSTAMP	21st Century	1 s			R
8748	3	I A , %TDD, Minimum Timestamp	TSTAMP	21st Century	1 s			R
8751	3	I B , %TDD, Minimum Timestamp	TSTAMP	21st Century	1 s			R
8754	3	I C , %TDD, Minimum Timestamp	TSTAMP	21st Century	1 s			R
8757	3	I A , K-factor, Minimum Timestamp	TSTAMP	21st Century	1 s			R
8760	3	I B , K-factor, Minimum Timestamp	TSTAMP	21st Century	1 s			R
8763	3	I C , K-factor, Minimum Timestamp	TSTAMP	21st Century	1 s			R
8766	3	+Q, Total, Minimum Average Demand Timestamp	TSTAMP	21st Century	1 s			R
8769	3	+Q, Phase A, Minimum Average Demand Timestamp	TSTAMP	21st Century	1 s			R
8772	3	+Q, Phase Minimum Average Demand Timestamp	TSTAMP	21st Century	1 s			R
8775	3	+Q, Phase C, Minimum Average Demand Timestamp	TSTAMP	21st Century	1 s			R
8778	3	-Q, Total, Minimum Average Demand Timestamp	TSTAMP	21st Century	1 s			R
8781	3	-Q, Phase A, Minimum Average Demand Timestamp	TSTAMP	21st Century	1 s			R
8784	3	-Q, Phase Minimum Average Demand Timestamp	TSTAMP	21st Century	1 s			R
8787	3	-Q, Phase C, Minimum Average Demand Timestamp	TSTAMP	21st Century	1 s			R
8790	3	Aggregator 1, Minimum Average Demand Timestamp	FLOAT	TSTAMP	21st Century			R
8793	3	Aggregator 2, Minimum Average Demand Timestamp	FLOAT	TSTAMP	21st Century			R
8796	3	Aggregator 3, Minimum Average Demand Timestamp	FLOAT	TSTAMP	21st Century			R
8799	3	Aggregator 4, Minimum Average Demand Timestamp	FLOAT	TSTAMP	21st Century			R
8802	3	Option card 1 input accumulator 1, Minimum Average Demand Timestamp	FLOAT	TSTAMP	21st Century			R
8805	3	Option card 1 input accumulator 2, Minimum Average Demand Timestamp	FLOAT	TSTAMP	21st Century			R
8808	3	Option card 1 input accumulator 3, Minimum Average Demand Timestamp	FLOAT	TSTAMP	21st Century			R
8811	3	Option card 1 input accumulator 4, Minimum Average Demand Timestamp	FLOAT	TSTAMP	21st Century			R
8814	3	Option card 2 input accumulator 1, Minimum Average Demand Timestamp	FLOAT	TSTAMP	21st Century			R
8817	3	Option card 2 input accumulator 2, Minimum Average Demand Timestamp	FLOAT	TSTAMP	21st Century			R
8820	3	Option card 2 input accumulator 3, Minimum Average Demand Timestamp	FLOAT	TSTAMP	21st Century			R
8823	3	Option card 2 input accumulator 4, Minimum Average Demand Timestamp	FLOAT	TSTAMP	21st Century			R

Reg#	Size	Description	Format	Value Range	Unit of measure or resolution	Comments	Factory default value	Acc
Primary Voltage Maximum within demand interval								
8976	2	V A-N, previous Demand interval Short Term Maximum	FLOAT	0 to 9.999 E+09	V	Maximum instantaneous value measured during the demand interval before the one most recently completed.		R
8978	2	V B-N, previous Demand interval Short Term Maximum	FLOAT	0 to 9.999 E+09	V			R
8980	2	V C-N, previous Demand interval Short Term Maximum	FLOAT	0 to 9.999 E+09	V			R
8982	2	V A-B, previous Demand interval Short Term Maximum	FLOAT	0 to 9.999 E+09	V			R
8984	2	V B-C, previous Demand interval Short Term Maximum	FLOAT	0 to 9.999 E+09	V			R
8986	2	V C-A, previous Demand interval Short Term Maximum	FLOAT	0 to 9.999 E+09	V			R
8988	2	V A-N, Short Term Maximum	FLOAT	0 to 9.999 E+09	V	Maximum instantaneous value measured during the most recently completed demand interval.		R
8990	2	V B-N, Short Term Maximum	FLOAT	0 to 9.999 E+09	V			R
8992	2	V C-N, Short Term Maximum	FLOAT	0 to 9.999 E+09	V			R
8994	2	V A-B, Short Term Maximum	FLOAT	0 to 9.999 E+09	V			R
8996	2	V B-C, Short Term Maximum	FLOAT	0 to 9.999 E+09	V			R
8998	2	V C-A, Short Term Maximum	FLOAT	0 to 9.999 E+09	V			R
Primary Maximums and Maximum average demand since last reset								
9000	2	V A-N, Maximum	FLOAT	0 to 9.999 E+09	V			R
9002	2	V B-N, Maximum	FLOAT	0 to 9.999 E+09	V			R
9004	2	V C-N, Maximum	FLOAT	0 to 9.999 E+09	V			R
9006	2	V A-B, Maximum	FLOAT	0 to 9.999 E+09	V			R
9008	2	V B-C, Maximum	FLOAT	0 to 9.999 E+09	V			R
9010	2	V C-A, Maximum	FLOAT	0 to 9.999 E+09	V			R
9012	2	I A, Maximum Average Demand	FLOAT	0 to 9.999 E+09	A			R
9014	2	I B, Maximum Average Demand	FLOAT	0 to 9.999 E+09	A			R
9016	2	I C, Maximum Average Demand	FLOAT	0 to 9.999 E+09	A			R
9018	2	W, (Q1+Q4), Total, Maximum Average Demand	FLOAT	0 to 9.999 E+09	W			R
9020	2	VAR, (Q1+Q2), Total, Maximum Average Demand	FLOAT	0 to 9.999 E+09	VAR			R
9022	2	W, (Q2+Q3), Total, Maximum Average Demand	FLOAT	0 to 9.999 E+09	W			R
9024	2	VAR, (Q3+Q4), Total, Maximum Average Demand	FLOAT	0 to 9.999 E+09	VAR			R
9026	2	VA, Total, Maximum Average Demand	FLOAT	0 to ±9.999 E+09	VA			R
9028	2	PF, (Q1+Q4), Total, Maximum Average Demand	FLOAT	-1.00 to +1.00				R
9030	2	PF, (Q2+Q3), Total, Maximum Average Demand	FLOAT	-1.00 to +1.00				R
9032	2	Frequency, Maximum	FLOAT	0 to 65.00	Hz			R
9034	2	Neutral Current, Maximum Average Demand	FLOAT	0 to 9.999 E+09	A			R
9036	2	W, (Q1+Q4), Phase A, Maximum Average Demand	FLOAT	0 to ±9.999 E+09	W			R
9038	2	W, (Q1+Q4), Phase B, Maximum Average Demand	FLOAT	0 to ±9.999 E+09	W			R
9040	2	W, (Q1+Q4), Phase C, Maximum Average Demand	FLOAT	0 to ±9.999 E+09	W			R
9042	2	VAR, (Q1+Q2), Phase A, Maximum Average Demand	FLOAT	0 to ±9.999 E+09	VAR			R
9044	2	VAR, (Q1+Q2), Phase B, Maximum Average Demand	FLOAT	0 to ±9.999 E+09	VAR			R
9046	2	VAR, (Q1+Q2), Phase C, Maximum Average Demand	FLOAT	0 to ±9.999 E+09	VAR			R
9048	2	W, (Q2+Q3), Phase A, Maximum Average Demand	FLOAT	0 to ±9.999 E+09	W			R
9050	2	W, (Q2+Q3), Phase B, Maximum Average Demand	FLOAT	0 to ±9.999 E+09	W			R
9052	2	W, (Q2+Q3), Phase C, Maximum Average Demand	FLOAT	0 to ±9.999 E+09	W			R
9054	2	VAR, (Q3+Q4), Phase A, Maximum Average Demand	FLOAT	0 to ±9.999 E+09	VAR			R
9056	2	VAR, (Q3+Q4), Phase B, Maximum Average Demand	FLOAT	0 to ±9.999 E+09	VAR			R
9058	2	VAR, (Q3+Q4), Phase C, Maximum Average Demand	FLOAT	0 to ±9.999 E+09	VAR			R
9060	2	VA, Phase A, Maximum Average Demand	FLOAT	0 to ±9.999 E+09	VA			R
9062	2	VA, Phase B, Maximum Average Demand	FLOAT	0 to ±9.999 E+09	VA			R
9064	2	VA, Phase C, Maximum Average Demand	FLOAT	0 to ±9.999 E+09	VA			R
9066	2	PF, (Q1+Q4), Phase A, Maximum Average Demand	FLOAT	-1.00 to +1.00				R
9068	2	PF, (Q1+Q4), Phase B, Maximum Average Demand	FLOAT	-1.00 to +1.00				R
9070	2	PF, (Q1+Q4), Phase C, Maximum Average Demand	FLOAT	-1.00 to +1.00				R
9072	2	PF, (Q2+Q3), Phase A, Maximum Average Demand	FLOAT	-1.00 to +1.00				R
9074	2	PF, (Q2+Q3), Phase B, Maximum Average Demand	FLOAT	-1.00 to +1.00				R
9076	2	PF, (Q2+Q3), Phase C, Maximum Average Demand	FLOAT	-1.00 to +1.00				R
9078	1	V A-N, %THD, Maximum	UINT16	0 to 9999	0.01%			R
9079	1	V B-N, %THD, Maximum	UINT16	0 to 9999	0.01%			R
9080	1	V C-N, %THD, Maximum	UINT16	0 to 9999	0.01%			R

Reg#	Size	Description	Format	Value Range	Unit of measure or resolution	Comments	Factory default value	Acc
9081	1	I A , %THD, Maximum	UINT16	0 to 9999	0.01%			R
9082	1	I B , %THD, Maximum	UINT16	0 to 9999	0.01%			R
9083	1	I C , %THD, Maximum	UINT16	0 to 9999	0.01%			R
9084	2	Symmetrical Component Magnitude, 0 Seq, Maximum	FLOAT	0 to 9.999 E+09	V			R
9086	2	Symmetrical Component Magnitude, + Seq, Maximum	FLOAT	0 to 9.999 E+09	V			R
9088	2	Symmetrical Component Magnitude, - Seq, Maximum	FLOAT	0 to 9.999 E+09	V			R
9090	1	Symmetrical Component Phase, 0 Seq, Maximum	SINT16	-1800 to +1800	0.1°			R
9091	1	Symmetrical Component Phase, + Seq, Maximum	SINT16	-1800 to +1800	0.1°			R
9092	1	Symmetrical Component Phase, - Seq, Maximum	SINT16	-1800 to +1800	0.1°			R
9093	1	Unbalance, 0 Seq, Maximum	UINT16	0 to 65535	0.01%			R
9094	1	Unbalance, - Seq, Maximum	UINT16	0 to 65535	0.01%			R
9095	1	Current Unbalance, Maximum	UINT16	0 to 20000	0.01%			R
9096	2	W, (Q1), Total, Maximum Average Demand	FLOAT	0 to +9.999 E+09	W			R
9098	2	VAR, (Q1), Total, Maximum Average Demand	FLOAT	0 to +9.999 E+09	VAR			R
9100	2	VA, (Q1), Total, Maximum Average Demand	FLOAT	0 to +9.999 E+09	VA			R
9102	2	W, (Q1), Phase A, Maximum Average Demand	FLOAT	0 to +9.999 E+09	W			R
9104	2	W, (Q1), Phase B, Maximum Average Demand	FLOAT	0 to +9.999 E+09	W			R
9106	2	W, (Q1), Phase C, Maximum Average Demand	FLOAT	0 to +9.999 E+09	W			R
9108	2	VAR, (Q1), Phase A, Maximum Average Demand	FLOAT	0 to +9.999 E+09	VAR			R
9110	2	VAR, (Q1), Phase B, Maximum Average Demand	FLOAT	0 to +9.999 E+09	VAR			R
9112	2	VAR, (Q1), Phase C, Maximum Average Demand	FLOAT	0 to +9.999 E+09	VAR			R
9114	2	VA, (Q1), Phase A, Maximum Average Demand	FLOAT	0 to +9.999 E+09	VA			R
9116	2	VA, (Q1), Phase B, Maximum Average Demand	FLOAT	0 to +9.999 E+09	VA			R
9118	2	VA, (Q1), Phase C, Maximum Average Demand	FLOAT	0 to +9.999 E+09	VA			R
9120	2	W, (Q2), Total, Maximum Average Demand	FLOAT	0 to +9.999 E+09	W			R
9122	2	VAR, (Q2), Total, Maximum Average Demand	FLOAT	0 to +9.999 E+09	VAR			R
9124	2	VA, (Q2), Total, Maximum Average Demand	FLOAT	0 to +9.999 E+09	VA			R
9126	2	W, (Q2), Phase A, Maximum Average Demand	FLOAT	0 to +9.999 E+09	W			R
9128	2	W, (Q2), Phase B, Maximum Average Demand	FLOAT	0 to +9.999 E+09	W			R
9130	2	W, (Q2), Phase C, Maximum Average Demand	FLOAT	0 to +9.999 E+09	W			R
9132	2	VAR, (Q2), Phase A, Maximum Average Demand	FLOAT	0 to +9.999 E+09	VAR			R
9134	2	VAR, (Q2), Phase B, Maximum Average Demand	FLOAT	0 to +9.999 E+09	VAR			R
9136	2	VAR, (Q2), Phase C, Maximum Average Demand	FLOAT	0 to +9.999 E+09	VAR			R
9138	2	VA, (Q2), Phase A, Maximum Average Demand	FLOAT	0 to +9.999 E+09	VA			R
9140	2	VA, (Q2), Phase B, Maximum Average Demand	FLOAT	0 to +9.999 E+09	VA			R
9142	2	VA, (Q2), Phase C, Maximum Average Demand	FLOAT	0 to +9.999 E+09	VA			R
9144	2	W, (Q3), Total, Maximum Average Demand	FLOAT	0 to +9.999 E+09	W			R
9146	2	VAR, (Q3), Total, Maximum Average Demand	FLOAT	0 to +9.999 E+09	VAR			R
9148	2	VA, (Q3), Total, Maximum Average Demand	FLOAT	0 to +9.999 E+09	VA			R
9150	2	W, (Q3), Phase A, Maximum Average Demand	FLOAT	0 to +9.999 E+09	W			R
9152	2	W, (Q3), Phase B, Maximum Average Demand	FLOAT	0 to +9.999 E+09	W			R
9154	2	W, (Q3), Phase C, Maximum Average Demand	FLOAT	0 to +9.999 E+09	W			R
9156	2	VAR, (Q3), Phase A, Maximum Average Demand	FLOAT	0 to +9.999 E+09	VAR			R
9158	2	VAR, (Q3), Phase B, Maximum Average Demand	FLOAT	0 to +9.999 E+09	VAR			R
9160	2	VAR, (Q3), Phase C, Maximum Average Demand	FLOAT	0 to +9.999 E+09	VAR			R
9162	2	VA, (Q3), Phase A, Maximum Average Demand	FLOAT	0 to +9.999 E+09	VA			R
9164	2	VA, (Q3), Phase B, Maximum Average Demand	FLOAT	0 to +9.999 E+09	VA			R
9166	2	VA, (Q3), Phase C, Maximum Average Demand	FLOAT	0 to +9.999 E+09	VA			R

Reg#	Size	Description	Format	Value Range	Unit of measure or resolution	Comments	Factory default value	Acc
9168	2	W, (Q4), Total, Maximum Average Demand	FLOAT	0 to +9.999 E+09	W			R
9170	2	VAR, (Q4), Total, Maximum Average Demand	FLOAT	0 to +9.999 E+09	VAR			R
9172	2	VA, (Q4), Total, Maximum Average Demand	FLOAT	0 to +9.999 E+09	VA			R
9174	2	W, (Q4), Phase A, Maximum Average Demand	FLOAT	0 to +9.999 E+09	W			R
9176	2	W, (Q4), Phase B, Maximum Average Demand	FLOAT	0 to +9.999 E+09	W			R
9178	2	W, (Q4), Phase C, Maximum Average Demand	FLOAT	0 to +9.999 E+09	W			R
9180	2	VAR, (Q4), Phase A, Maximum Average Demand	FLOAT	0 to +9.999 E+09	VAR			R
9182	2	VAR, (Q4), Phase B, Maximum Average Demand	FLOAT	0 to +9.999 E+09	VAR			R
9184	2	VAR, (Q4), Phase C, Maximum Average Demand	FLOAT	0 to +9.999 E+09	VAR			R
9186	2	VA, (Q4), Phase A, Maximum Average Demand	FLOAT	0 to +9.999 E+09	VA			R
9188	2	VA, (Q4), Phase B, Maximum Average Demand	FLOAT	0 to +9.999 E+09	VA			R
9190	2	VA, (Q4), Phase C, Maximum Average Demand	FLOAT	0 to +9.999 E+09	VA			R
9192	2	VA (Q1+Q4), Total, Maximum Average Demand	FLOAT	0 to +9.999 E+09	VA			R
9194	2	VA (Q1+Q4), Phase A, Maximum Average Demand	FLOAT	0 to +9.999 E+09	VA			R
9196	2	VA (Q1+Q4), Phase B, Maximum Average Demand	FLOAT	0 to +9.999 E+09	VA			R
9198	2	VA (Q1+Q4), Phase C, Maximum Average Demand	FLOAT	0 to +9.999 E+09	VA			R
9200	2	VA (Q2+Q3), Total, Maximum Average Demand	FLOAT	0 to +9.999 E+09	VA			R
9202	2	VA (Q2+Q3), Phase A, Maximum Average Demand	FLOAT	0 to +9.999 E+09	VA			R
9204	2	VA (Q2+Q3), Phase B, Maximum Average Demand	FLOAT	0 to +9.999 E+09	VA			R
9206	2	VA (Q2+Q3), Phase C, Maximum Average Demand	FLOAT	0 to +9.999 E+09	VA			R
9208	2	V A-N, Average, Maximum Average Demand	FLOAT	0 to 9.999 E+09	V			R
9210	2	V B-N, Maximum Average Demand	FLOAT	0 to 9.999 E+09	V			R
9212	2	V C-N, Maximum Average Demand	FLOAT	0 to 9.999 E+09	V			R
9214	2	V A-B, Maximum Average Demand	FLOAT	0 to 9.999 E+09	V			R
9216	2	V B-C, Maximum Average Demand	FLOAT	0 to 9.999 E+09	V			R
9218	2	V C-A, Maximum Average Demand	FLOAT	0 to 9.999 E+09	V			R
9220	1	I A, %TDD, Maximum	UINT16	0 to 9999	0.01%			R
9221	1	I B, %TDD, Maximum	UINT16	0 to 9999	0.01%			R
9222	1	I C, %TDD, Maximum	UINT16	0 to 9999	0.01%			R
9223	1	I A, K-factor, Maximum	UINT16	0 to 9999	0.01%			R
9224	1	I B, K-factor, Maximum	UINT16	0 to 9999	0.01%			R
9225	1	I C, K-factor, Maximum	UINT16	0 to 9999	0.01%			R
9226	2	+Q, Total, Maximum Average Demand	FLOAT	0 to +9.999 E+09	Q			R
9228	2	+Q, Phase A, Maximum Average Demand	FLOAT	0 to +9.999 E+09	Q			R
9230	2	+Q, Phase B, Maximum Average Demand	FLOAT	0 to +9.999 E+09	Q			R
9232	2	+Q, Phase C, Maximum Average Demand	FLOAT	0 to +9.999 E+09	Q			R
9234	2	-Q, Total, Maximum Average Demand	FLOAT	0 to +9.999 E+09	Q			R
9236	2	-Q, Phase A, Maximum Average Demand	FLOAT	0 to +9.999 E+09	Q			R
9238	2	-Q, Phase B, Maximum Average Demand	FLOAT	0 to +9.999 E+09	Q			R
9240	2	-Q, Phase C, Maximum Average Demand	FLOAT	0 to +9.999 E+09	Q			R
9242	2	Aggregator 1, Maximum Average Demand	FLOAT	0 to +9.999 E+09				R
9244	2	Aggregator 2, Maximum Average Demand	FLOAT	0 to +9.999 E+09				R
9246	2	Aggregator 3, Maximum Average Demand	FLOAT	0 to +9.999 E+09				R
9248	2	Aggregator 4, Maximum Average Demand	FLOAT	0 to +9.999 E+09				R
9250	2	Option card 1 input accumulator 1, Maximum Average Demand	FLOAT	0 to +9.999 E+09				R
9252	2	Option card 1 input accumulator 2, Maximum Average Demand	FLOAT	0 to +9.999 E+09				R
9254	2	Option card 1 input accumulator 3, Maximum Average Demand	FLOAT	0 to +9.999 E+09				R
9256	2	Option card 1 input accumulator 4, Maximum Average Demand	FLOAT	0 to +9.999 E+09				R
9258	2	Option card 2 input accumulator 1, Maximum Average Demand	FLOAT	0 to +9.999 E+09				R
9260	2	Option card 2 input accumulator 2, Maximum Average Demand	FLOAT	0 to +9.999 E+09				R
9262	2	Option card 2 input accumulator 3, Maximum Average Demand	FLOAT	0 to +9.999 E+09				R
9264	2	Option card 2 input accumulator 4, Maximum Average Demand	FLOAT	0 to +9.999 E+09				R

Reg#	Size	Description	Format	Value Range	Unit of measure or resolution	Comments	Factory default value	Acc
Primary Maximum and Maximum Average Demand - Timestamp Block								
9400	3	V A-N, Maximum Timestamp	TSTAMP	21st Century	1 s			R
9403	3	V B-N, Maximum Timestamp	TSTAMP	21st Century	1 s			R
9406	3	V C-N, Maximum Timestamp	TSTAMP	21st Century	1 s			R
9409	3	V A-B, Maximum Timestamp	TSTAMP	21st Century	1 s			R
9412	3	V B-C, Maximum Timestamp	TSTAMP	21st Century	1 s			R
9415	3	V C-A, Maximum Timestamp	TSTAMP	21st Century	1 s			R
9418	3	I A, Maximum Average Demand Timestamp	TSTAMP	21st Century	1 s			R
9421	3	I B, Maximum Average Demand Timestamp	TSTAMP	21st Century	1 s			R
9424	3	I C, Maximum Average Demand Timestamp	TSTAMP	21st Century	1 s			R
9427	3	W, (Q1+Q4), Total, Maximum Average Demand Timestamp	TSTAMP	21st Century	1 s			R
9430	3	VAR, (Q1+Q2), Total, Maximum Average Demand Timestamp	TSTAMP	21st Century	1 s			R
9433	3	W, (Q2+Q3), Total, Maximum Average Demand Timestamp	TSTAMP	21st Century	1 s			R
9436	3	VAR, (Q3+Q4), Total, Maximum Average Demand Timestamp	TSTAMP	21st Century	1 s			R
9439	3	VA, Total, Maximum Average Demand Timestamp	TSTAMP	21st Century	1 s			R
9442	3	PF, (Q1+Q4), Total, Maximum Average Demand Timestamp	TSTAMP	21st Century	1 s			R
9445	3	PF, (Q2+Q3), Total, Maximum Average Demand Timestamp	TSTAMP	21st Century	1 s			R
9448	3	Frequency, Maximum Timestamp	TSTAMP	21st Century	1 s			R
9451	3	Neutral Current, Maximum Average Demand Timestamp	TSTAMP	21st Century	1 s			R
9454	3	W, (Q1+Q4), Phase A, Maximum Average Demand Timestamp	TSTAMP	21st Century	1 s			R
9457	3	W, (Q1+Q4), Phase B, Maximum Average Demand Timestamp	TSTAMP	21st Century	1 s			R
9460	3	W, (Q1+Q4), Phase C, Maximum Average Demand Timestamp	TSTAMP	21st Century	1 s			R
9463	3	VAR, (Q1+Q2), Phase A, Maximum Average Demand Timestamp	TSTAMP	21st Century	1 s			R
9466	3	VAR, (Q1+Q2), Phase B, Maximum Average Demand Timestamp	TSTAMP	21st Century	1 s			R
9469	3	VAR, (Q1+Q2), Phase C, Maximum Average Demand Timestamp	TSTAMP	21st Century	1 s			R
9472	3	W, (Q2+Q3), Phase A, Maximum Average Demand Timestamp	TSTAMP	21st Century	1 s			R
9475	3	W, (Q2+Q3), Phase B, Maximum Average Demand Timestamp	TSTAMP	21st Century	1 s			R
9478	3	W, (Q2+Q3), Phase C, Maximum Average Demand Timestamp	TSTAMP	21st Century	1 s			R
9481	3	VAR, (Q3+Q4), Phase A, Maximum Average Demand Timestamp	TSTAMP	21st Century	1 s			R
9484	3	VAR, (Q3+Q4), Phase B, Maximum Average Demand Timestamp	TSTAMP	21st Century	1 s			R
9487	3	VAR, (Q3+Q4), Phase C, Maximum Average Demand Timestamp	TSTAMP	21st Century	1 s			R
9490	3	VA, Phase A, Maximum Average Demand Timestamp	TSTAMP	21st Century	1 s			R
9493	3	VA, Phase B, Maximum Average Demand Timestamp	TSTAMP	21st Century	1 s			R
9496	3	VA, Phase C, Maximum Average Demand Timestamp	TSTAMP	21st Century	1 s			R
9499	3	PF, (Q1+Q4), Phase A, Maximum Average Demand Timestamp	TSTAMP	21st Century	1 s			R
9502	3	PF, (Q1+Q4), Phase B, Maximum Average Demand Timestamp	TSTAMP	21st Century	1 s			R
9505	3	PF, (Q1+Q4), Phase C, Maximum Average Demand Timestamp	TSTAMP	21st Century	1 s			R
9508	3	PF, (Q2+Q3), Phase A, Maximum Average Demand Timestamp	TSTAMP	21st Century	1 s			R
9511	3	PF, (Q2+Q3), Phase B, Maximum Average Demand Timestamp	TSTAMP	21st Century	1 s			R
9514	3	PF, (Q2+Q3), Phase C, Maximum Average Demand Timestamp	TSTAMP	21st Century	1 s			R
9517	3	V A-N, %THD, Maximum Timestamp	TSTAMP	21st Century	1 s			R
9520	3	V B-N, %THD, Maximum Timestamp	TSTAMP	21st Century	1 s			R
9523	3	V C-N, %THD, Maximum Timestamp	TSTAMP	21st Century	1 s			R

Reg#	Size	Description	Format	Value Range	Unit of measure or resolution	Comments	Factory default value	Acc
9526	3	I A , %THD, Maximum Timestamp	TSTAMP	21st Century	1 s			R
9529	3	I B , %THD, Maximum Timestamp	TSTAMP	21st Century	1 s			R
9532	3	I C , %THD, Maximum Timestamp	TSTAMP	21st Century	1 s			R
9535	3	Symmetrical Comp Magnitude, 0 Seq, Maximum Timestamp	TSTAMP	21st Century	1 s			R
9538	3	Symmetrical Comp Magnitude, + Seq, Maximum Timestamp	TSTAMP	21st Century	1 s			R
9541	3	Symmetrical Comp Magnitude, - Seq, Maximum Timestamp	TSTAMP	21st Century	1 s			R
9544	3	Symmetrical Comp Phase, 0 Seq, Maximum Timestamp	TSTAMP	21st Century	1 s			R
9547	3	Symmetrical Comp Phase, + Seq, Maximum Timestamp	TSTAMP	21st Century	1 s			R
9550	3	Symmetrical Comp Phase, - Seq, Maximum Timestamp	TSTAMP	21st Century	1 s			R
9553	3	Unbalance, 0 Seq, Maximum Timestamp	TSTAMP	21st Century	1 s			R
9556	3	Unbalance, - Seq, Maximum Timestamp	TSTAMP	21st Century	1 s			R
9559	3	Current Unbalance, Maximum Timestamp	TSTAMP	21st Century	1 s			R
9562	3	W, (Q1), Total, Maximum Average Demand Timestamp	TSTAMP	21st Century	1 s			R
9565	3	VAR, (Q1), Total, Maximum Average Demand Timestamp	TSTAMP	21st Century	1 s			R
9568	3	VA, (Q1), Total, Maximum Average Demand Timestamp	TSTAMP	21st Century	1 s			R
9571	3	W, (Q1), Phase A, Maximum Average Demand Timestamp	TSTAMP	21st Century	1 s			R
9574	3	W, (Q1), Phase B, Maximum Average Demand Timestamp	TSTAMP	21st Century	1 s			R
9577	3	W, (Q1), Phase C, Maximum Average Demand Timestamp	TSTAMP	21st Century	1 s			R
9580	3	VAR, (Q1), Phase A, Maximum Average Demand Timestamp	TSTAMP	21st Century	1 s			R
9583	3	VAR, (Q1), Phase B, Maximum Average Demand Timestamp	TSTAMP	21st Century	1 s			R
9586	3	VAR, (Q1), Phase C, Maximum Average Demand Timestamp	TSTAMP	21st Century	1 s			R
9589	3	VA, (Q1), Phase A, Maximum Average Demand Timestamp	TSTAMP	21st Century	1 s			R
9592	3	VA, (Q1), Phase B, Maximum Average Demand Timestamp	TSTAMP	21st Century	1 s			R
9595	3	VA, (Q1), Phase C, Maximum Average Demand Timestamp	TSTAMP	21st Century	1 s			R
9598	3	W, (Q2), Total, Maximum Average Demand Timestamp	TSTAMP	21st Century	1 s			R
9601	3	VAR, (Q2), Total, Maximum Average Demand Timestamp	TSTAMP	21st Century	1 s			R
9604	3	VA, (Q2), Total, Maximum Average Demand Timestamp	TSTAMP	21st Century	1 s			R
9607	3	W, (Q2), Phase A, Maximum Average Demand Timestamp	TSTAMP	21st Century	1 s			R
9610	3	W, (Q2), Phase B, Maximum Average Demand Timestamp	TSTAMP	21st Century	1 s			R
9613	3	W, (Q2), Phase C, Maximum Average Demand Timestamp	TSTAMP	21st Century	1 s			R
9616	3	VAR, (Q2), Phase A, Maximum Average Demand Timestamp	TSTAMP	21st Century	1 s			R
9619	3	VAR, (Q2), Phase B, Maximum Average Demand Timestamp	TSTAMP	21st Century	1 s			R
9622	3	VAR, (Q2), Phase C, Maximum Average Demand Timestamp	TSTAMP	21st Century	1 s			R
9625	3	VA, (Q2), Phase A, Maximum Average Demand Timestamp	TSTAMP	21st Century	1 s			R
9628	3	VA, (Q2), Phase B, Maximum Average Demand Timestamp	TSTAMP	21st Century	1 s			R
9631	3	VA, (Q2), Phase C, Maximum Average Demand Timestamp	TSTAMP	21st Century	1 s			R
9634	3	W, (Q3), Total, Maximum Average Demand Timestamp	TSTAMP	21st Century	1 s			R
9637	3	VAR, (Q3), Total, Maximum Average Demand Timestamp	TSTAMP	21st Century	1 s			R
9640	3	VA, (Q3), Total, Maximum Average Demand Timestamp	TSTAMP	21st Century	1 s			R
9643	3	W, (Q3), Phase A, Maximum Average Demand Timestamp	TSTAMP	21st Century	1 s			R
9646	3	W, (Q3), Phase B, Maximum Average Demand Timestamp	TSTAMP	21st Century	1 s			R
9649	3	W, (Q3), Phase C, Maximum Average Demand Timestamp	TSTAMP	21st Century	1 s			R
9652	3	VAR, (Q3), Phase A, Maximum Average Demand Timestamp	TSTAMP	21st Century	1 s			R
9655	3	VAR, (Q3), Phase B, Maximum Average Demand Timestamp	TSTAMP	21st Century	1 s			R
9658	3	VAR, (Q3), Phase C, Maximum Average Demand Timestamp	TSTAMP	21st Century	1 s			R
9661	3	VA, (Q3), Phase A, Maximum Average Demand Timestamp	TSTAMP	21st Century	1 s			R
9664	3	VA, (Q3), Phase B, Maximum Average Demand Timestamp	TSTAMP	21st Century	1 s			R
9667	3	VA, (Q3), Phase C, Maximum Average Demand Timestamp	TSTAMP	21st Century	1 s			R

Reg#	Size	Description	Format	Value Range	Unit of measure or resolution	Comments	Factory default value	Acc
9670	3	W, (Q4), Total, Maximum Average Demand Timestamp	TSTAMP	21st Century	1 s			R
9673	3	VAR, (Q4), Total, Maximum Average Demand Timestamp	TSTAMP	21st Century	1 s			R
9676	3	VA, (Q4), Total, Maximum Average Demand Timestamp	TSTAMP	21st Century	1 s			R
9679	3	W, (Q4), Phase A, Maximum Average Demand Timestamp	TSTAMP	21st Century	1 s			R
9682	3	W, (Q4), Phase B, Maximum Average Demand Timestamp	TSTAMP	21st Century	1 s			R
9685	3	W, (Q4), Phase C, Maximum Average Demand Timestamp	TSTAMP	21st Century	1 s			R
9688	3	VAR, (Q4), Phase A, Maximum Average Demand Timestamp	TSTAMP	21st Century	1 s			R
9691	3	VAR, (Q4), Phase B, Maximum Average Demand Timestamp	TSTAMP	21st Century	1 s			R
9694	3	VAR, (Q4), Phase C, Maximum Average Demand Timestamp	TSTAMP	21st Century	1 s			R
9697	3	VA, (Q4), Phase A, Maximum Average Demand Timestamp	TSTAMP	21st Century	1 s			R
9700	3	VA, (Q4), Phase B, Maximum Average Demand Timestamp	TSTAMP	21st Century	1 s			R
9703	3	VA, (Q4), Phase C, Maximum Average Demand Timestamp	TSTAMP	21st Century	1 s			R
9706	3	VA (Q1+Q4), Total, Maximum Average Demand Timestamp	TSTAMP	21st Century	1 s			R
9709	3	VA (Q1+Q4), Phase A, Maximum Average Demand Timestamp	TSTAMP	21st Century	1 s			R
9712	3	VA (Q1+Q4), Phase B, Maximum Timestamp	TSTAMP	21st Century	1 s			R
9715	3	VA (Q1+Q4), Phase C, Maximum Average Demand Timestamp	TSTAMP	21st Century	1 s			R
9718	3	VA (Q2+Q3), Total, Maximum Average Demand Timestamp	TSTAMP	21st Century	1 s			R
9721	3	VA (Q2+Q3), Phase A, Maximum Average Demand Timestamp	TSTAMP	21st Century	1 s			R
9724	3	VA (Q2+Q3), Phase B, Maximum Average Demand Timestamp	TSTAMP	21st Century	1 s			R
9727	3	VA (Q2+Q3), Phase C, Maximum Average Demand Timestamp	TSTAMP	21st Century	1 s			R
9730	3	V A-N, Maximum Average Demand Timestamp	TSTAMP	21st Century	1 s			R
9733	3	V B-N, Maximum Average Demand Timestamp	TSTAMP	21st Century	1 s			R
9736	3	V C-N, Maximum Average Demand Timestamp	TSTAMP	21st Century	1 s			R
9739	3	V A-B, Maximum Average Demand Timestamp	TSTAMP	21st Century	1 s			R
9742	3	V B-C, Maximum Average Demand Timestamp	TSTAMP	21st Century	1 s			R
9745	3	V C-A, Maximum Average Demand Timestamp	TSTAMP	21st Century	1 s			R
9748	3	I A, %TDD, Maximum Timestamp	TSTAMP	21st Century	1 s			R
9751	3	I B, %TDD, Maximum Timestamp	TSTAMP	21st Century	1 s			R
9754	3	I C, %TDD, Maximum Timestamp	TSTAMP	21st Century	1 s			R
9757	3	I A, K-factor, Maximum Timestamp	TSTAMP	21st Century	1 s			R
9760	3	I B, K-factor, Maximum Timestamp	TSTAMP	21st Century	1 s			R
9763	3	I C, K-factor, Maximum Timestamp	TSTAMP	21st Century	1 s			R
9766	3	+Q, Total, Maximum Average Demand Timestamp	TSTAMP	21st Century	1 s			R
9769	3	+Q, Phase A, Maximum Average Demand Timestamp	TSTAMP	21st Century	1 s			R
9772	3	+Q, Phase B, Maximum Average Demand Timestamp	TSTAMP	21st Century	1 s			R
9775	3	+Q, Phase C, Maximum Average Demand Timestamp	TSTAMP	21st Century	1 s			R
9778	3	-Q, Total, Maximum Average Demand Timestamp	TSTAMP	21st Century	1 s			R
9781	3	-Q, Phase A, Maximum Average Demand Timestamp	TSTAMP	21st Century	1 s			R
9784	3	-Q, Phase B, Maximum Average Demand Timestamp	TSTAMP	21st Century	1 s			R
9787	3	-Q, Phase C, Maximum Average Demand Timestamp	TSTAMP	21st Century	1 s			R
9790	3	Aggregator 1, Maximum Average Demand Timestamp	TSTAMP	21st Century	1 s			R
9793	3	Aggregator 2, Maximum Average Demand Timestamp	TSTAMP	21st Century	1 s			R
9796	3	Aggregator 3, Maximum Average Demand Timestamp	TSTAMP	21st Century	1 s			R
9799	3	Aggregator 4, Maximum Average Demand Timestamp	TSTAMP	21st Century	1 s			R
9802	3	Option card 1 input accumulator 1, Maximum Average Demand Timestamp	TSTAMP	21st Century	1 s			R
9805	3	Option card 1 input accumulator 2, Maximum Average Demand Timestamp	TSTAMP	21st Century	1 s			R
9808	3	Option card 1 input accumulator 3, Maximum Average Demand Timestamp	TSTAMP	21st Century	1 s			R
9811	3	Option card 1 input accumulator 4, Maximum Average Demand Timestamp	TSTAMP	21st Century	1 s			R
9814	3	Option card 2 input accumulator 1, Maximum Average Demand Timestamp	TSTAMP	21st Century	1 s			R
9817	3	Option card 2 input accumulator 2, Maximum Average Demand Timestamp	TSTAMP	21st Century	1 s			R
9820	3	Option card 2 input accumulator 3, Maximum Average Demand Timestamp	TSTAMP	21st Century	1 s			R
9823	3	Option card 2 input accumulator 4, Maximum Average Demand Timestamp	TSTAMP	21st Century	1 s			R

Reg#	Size	Description	Format	Value Range	Unit of measure or resolution	Comments	Factory default value	Acc
Option Card 1 Configuration Section								
Card Identification and Configuration Block (Note 14)								
10000	1	Class ID and card status	UINT16	bitmapped		b15: 1, card is unsupported b14: 1, card needs configuration b13: 1, card is using default configuration. b12: 1, communication with card is ok. b11-b8: reserved. b7-b0: Class ID of the installed Card. See note 22.	0	R
10002	8	Card name	ASCII	16 char		ASCII name of the installed card		R
10010	8	Serial number	ASCII	16 char		Serial Number in ASCII of the installed card		R
10018	2	Version	ASCII	4 char		Version in ASCII of the hardware of the installed card.		R
10056	4	Firmware Versions	ASCII	4 char each		Firmware versions for option cards. Each version is a 4 character string, left justified and padded with spaces. Interpretation depends on the specific card in the slot: Analog uses the second 2 registers for its version. The first 2 registers are zero. Network uses the first 2 registers for its RUN version, the second 2 for its BOOT version. No other cards report versions; both registers are zero.		R
Current Communication Settings for Option Card 1								
10064	1	Current speed and format	UINT16	bitmapped		b15-b10: Speed, when 010000 = 57600 bps, 001000 = 38400 bps, 000100 = 19200 bps, 000010 = 14400 bps 000001 = 9600 bps; others invalid. b9-b8: reserved. b7: Stop bits, 0 for one stop bit, 1 for two stop gits. b6-b4: Parity, when 100=even, 010=odd, 001=no parity; others invalid. b3-b0: Number of data bits, when 1000=8bits, 0100=7bits, 0010=6bits, 0001=5 bits; other combinations are invalid.	No card installed: 0b0000000000000000 Network, fiber optic, RS232/485 cards: 0b0100000000011000 Analog output cards: 0b0000010000011000	R
10066	1	Current protocol	UINT16	bitmapped		b15-b4: reserved. b3-b1: Protocol, when 100=DNP3, 010=Modbus ASCII, 001=Modbus RTU. b0: reserved	Network fiber or analog cards: 0b0000000000000010 Others or no cards: 0b0000000000000000	R
10067	1	Current reply delay	UINT16	0 to 65535	1 ms	Delay to reply to a Modbus transaction after receiving it.		R

Reg#	Size	Description	Format	Value Range	Unit of measure or resolution	Comments	Factory default value	Acc
Option Card 1 - Expansions for Data and Control Section								
Data and Control Block -- Digital I/O Relay Card Overlay (Note 15)								
10072	1	Digital Input States	UINT16	bitmapped		Two nibble fields: (2222) for input#2 and (1111) for input #1. Lsb in each nibble is the current state of the input. Msb in each nibble is the oldest registered state.		R
10073	1	Digital Relay States	UINT16	bitmapped		----- --ab--cd If "a" is 1 then state of Relay#2 is unknown, otherwise state of Relay#2 is in "c": (1=tripped, 0=released). If "b" is 1 then state of Relay#1 is unknown, otherwise state of Relay#1 is in "d": (1=tripped, 0=released).		R
10074	1	Turn relay on	UINT16	bitmapped		----- -----21 Writing a 1 in bit N turns relay N+1 ON (this register is writeable only in privileged session)		W
10075	1	Turn relay off	UINT16	bitmapped		----- -----21 Writing a 1 in bit N turns relay N+1 OFF (this register is writeable only in privileged session)		W
10076	1	Trip/Release delay timer for Relay 1	UINT16	0 to 9999	0.1 s	time to trip or release		R/W
10077	1	Trip/Release delay timer for Relay 2	UINT16	0 to 9999	0.1 s	time to trip or release		R/W
10080	1	Input 1 Accumulator, Scaled	UINT16	0 to 9999	counts	(x) scalable value	0 if disabled	R/W
10081	1	Input 2 Accumulator, Scaled	UINT16	0 to 9999		(x) scalable value	0 if disabled	R/W
10084	1	Relay 1 Accumulator, Scaled	UINT16	0 to 9999		(x) scalable value	0 if disabled	R/W
10085	1	Relay 2 Accumulator, Scaled	UINT16	0 to 9999		(x) scalable value	0 if disabled	R/W

Reg#	Size	Description	Format	Value Range	Unit of measure or resolution	Comments	Factory default value	Acc
Data and Control Block -- Digital I/O Pulse Output Card Overlay (Note 15)								
10072	1	Digital Input States	UINT16	bitmapped		dddd cccc bbbb aaaa Nibble "dddd" for input#4, "cccc" for input#3, "bbbb" for input#2 and "aaaa" for input#1. Within each field, rightmost bit is the current state (1=closed, 0=open), and bits at left are the older states 100ms apart. (historical states) Example: xxxx xxxx xxxx 0011 Current state of input#1 is closed, before that it was closed too, before that it was open and the oldest state known is open.		R
10073	1	Digital Output States	UINT16	bitmapped		----- 4321 One bit for each output. Bit 4 is for output #4, and bit 1 is for output #1. If a bit is set the output is closed, otherwise it is opened.		R/W
10074	1	Pulse Output Test Select	UINT16	bitmapped		----- 4321 Write 1 to a bit to set its corresponding Pulse Output into test mode. Write 0 to restore it to normal operation. A privileged session is required to write the bits. Reading this register reports the mode for each output (1=under test, 0=normal).		R/W
10075	1	Pulse Output Test Power	UINT16	bitmapped		ddvvvvv vvvvvvv This register is Writeable in privileged session only. Simulates constant Power for the Pulse Output under test. Format is as Kt settings for Pulse Output. "V" is raw value in Wh/pulse from 0 to 9999. "dd"=decimal point position: 00=0.XXXX, 01=X.XXX, 10=XX.XX, 11=XXX.X		R/W
10080	1	Input 1 Accumulator, Scaled	UINT16	0 to 9999		(x) scalable value	0 if disabled	R/W
10081	1	Input 2 Accumulator, Scaled	UINT16	0 to 9999		(x) scalable value	0 if disabled	R/W
10082	1	Input 3 Accumulator, Scaled	UINT16	0 to 9999		(x) scalable value	0 if disabled	R/W
10083	1	Input 4 Accumulator, Scaled	UINT16	0 to 9999		(x) scalable value	0 if disabled	R/W
10084	1	Output 1 Accumulator, Scaled	UINT16	0 to 9999		(x) scalable value	0 if disabled	R/W
10085	1	Output 2 Accumulator, Scaled	UINT16	0 to 9999		(x) scalable value	0 if disabled	R/W
10086	1	Output 3 Accumulator, Scaled	UINT16	0 to 9999		(x) scalable value	0 if disabled	R/W
10087	1	Output 4 Accumulator, Scaled	UINT16	0 to 9999		(x) scalable value	0 if disabled	R/W

Reg#	Size	Description	Format	Value Range	Unit of measure or resolution	Comments	Factory default value	Acc
Data and Control Block--Analog Out 0-1mA / Analog Out 4-20mA - Overlay (Note 15)								
10072	1	Status of card	UINT16	bitmapped		---cf-- ---- Flag fields: c=calibration not good; f=configuration error		R
Data and Control Block -- Network Card Overlay (Note 15)								
10072	1	Card and Network Status	UINT16	bitmapped		b15-b12: status; b15:in run mode; b14:card healthy; b13:using last good prog. settings, b12: Exclusive mode security is supported by network card. b11: DNS; 0=no status, 1=contacted b10: Gateway; 0=no status, 1=contacted b9-b8: NTP status; 0=x, 1=resolved, 2=working, 3=failed b7-b3: Server flags: b7:smtp ok; b6:ftp ok -depreciated, read always as zero-; b5:web server ok; b4:iec61850 server ok; b3:modbus tcp/ip ok. b1-b0: IP Status; 00=IP not valid yet, 01=IP from prog. settings; 10=IP from DHCP;11=using last good known IP. Other bits don't care.	Network Card INP100S: 0b1100000000101001 Network Card INP300S: 0b1100000000111001	R
10073	1	High Speed Status		bitmapped		b15: 1, DSP-Network card high speed is active. b14-b4: reserved. b3: Network card is high speed capable. b2-b1: reserved b0: This meter firmware is high speed capable (DSP).	0	R
10074	3	MAC address in use by the network card	UINT16			6 bytes. These 3 registers hold the 6 bytes of the card's ethernet MAC address		R
10077	4	Current IP Address	UINT16			These 4 registers hold the 4 numbers (1 number each register) that make the IP address used by the card.	10.0.0.2	R
10081	1	Current IP Mask Length	UINT16	0 to 32		Number of bits that are set in the IP address mask, starting from the Msb of the 32 bit word. Example 24 = 255.255.255.0; a value of 2 would mean 192.0.0.0	24	R
10082	2	Firmware Version	ASCII	4 char		Version of the BOOT firmware of the card, left justified and padded with spaces. Blank for boards without embedded firmware.		R
10084	2	Firmware Version	ASCII	4 char		Version of the RUN firmware of the card, left justified and padded with spaces. Blank for boards without embedded firmware.		R
Data and Control Block--RS232/RS485 Card (Note 15)								
10072	1	Communication mode Status	UINT16	0 to 1		0 = RS485 mode, 1 = RS232 mode		R

Reg#	Size	Description	Format	Value Range	Unit of measure or resolution	Comments	Factory default value	Acc
Option Card 2 Section								
Card Identification and Configuration Block (Note 14)								
11000	1	Class ID and card status	UINT16	bitmapped		b15: 1, card is unsupported b14: 1, card needs configuration b13: 1, card is using default configuration. b12: 1, communication with card is ok. b11-b8: reserved. b7-b0: Class ID of the installed Card. See note 22.	0	R
11002	8	Card name	ASCII	16 char		ASCII name of the installed card		R
11010	8	Serial number	ASCII	16 char		Serial Number in ASCII of the installed card		R
11018	2	Version	ASCII	4 char		Version in ASCII of the hardware of the installed card.		R
11056	4	Firmware Versions	ASCII	4 char each		Firmware versions for option cards. Each version is a 4 character string, left justified and padded with spaces. Interpretation depends on the specific card in the slot: Analog uses the second 2 registers for its version. The first 2 registers are zero. Network uses the first 2 registers for its RUN version, the second 2 for its BOOT version. No other cards report versions; both registers are zero.		R
Current Communication Settings for Option Card 2								
11064	1	Current speed and format	UINT16	bitmapped		b15-b10: Speed, when 010000 = 57600 bps, 001000 = 38400 bps, 000100 = 19200 bps, 000010 = 14400 bps 000001 = 9600 bps; others invalid. b9-b8: reserved. b7: Stop bits, 0 for one stop bit, 1 for two stop gits. b6-b4: Parity, when 100=even, 010=odd, 001=no parity; others invalid. b3-b0: Number of data bits, when 1000=8bits, 0100=7bits, 0010=6bits, 0001=5 bits; other combinations are invalid.	No card installed: 0b0000000000000000 Network, fiber optic, RS232/485 cards: 0b0100000000011000 Analog output cards: 0b0000010000011000	R
11066	1	Current protocol	UINT16	bitmapped		b15-b4: reserved. b3-b1: Protocol, when 100=DNP3, 010=Modbus ASCII, 001=Modbus RTU. b0: reserved	Network fiber or analog cards: 0b0000000000000010 Others or no cards: 0b0000000000000000	R
11067	1	Current reply delay	UINT16	0 to 65535	1 ms	Delay to reply a Modbus transaction after receiving it.		R

Reg#	Size	Description	Format	Value Range	Unit of measure or resolution	Comments	Factory default value	Acc
Option Card 2 - Expansions for Data and Control Section								
Data and Control Block -- Digital I/O Relay Card Overlay (Note 15)								
11072	1	Digital Input States	UINT16	bitmapped		----- 22221111 Two nibble fields: (2222) for input#2 and (1111) for input #1. Lsb in each nibble is the current state of the input. Msb in each nibble is the oldest registered state.		R
11073	1	Digital Relay States	UINT16	bitmapped		----- --ab--cd If "a" is 1 then state of Relay#2 is unknown, otherwise state of Relay#2 is in "c": (1=tripped, 0=released). If "b" is 1 then state of Relay#1 is unknown, otherwise state of Relay#1 is in "d": (1=tripped, 0=released).		R
11074	1	Turn relay on	UINT16	bitmapped		----- -----21 Writing a 1 in bit N turns relay N+1 ON (this register is writeable only in privileged session)		W
11075	1	Turn relay off	UINT16	bitmapped		----- -----21 Writing a 1 in bit N turns relay N+1 OFF (this register is writeable only in privileged session)		W
11076	1	Trip/Release delay timer for Relay 1	UINT16	0 to 9999	0.1 s	time to trip or release		R/W
11077	1	Trip/Release delay timer for Relay 2	UINT16	0 to 9999	0.1 s	time to trip or release		R/W
11080	1	Input 1 Accumulator, Scaled	UINT16	0 to 9999		(x) scalable value	0 if disabled	R/W
11081	1	Input 2 Accumulator, Scaled	UINT16	0 to 9999		(x) scalable value	0 if disabled	R/W
11084	1	Relay 1 Accumulator, Scaled	UINT16	0 to 9999		(x) scalable value	0 if disabled	R/W
11085	1	Relay 2 Accumulator, Scaled	UINT16	0 to 9999		(x) scalable value	0 if disabled	R/W

Reg#	Size	Description	Format	Value Range	Unit of measure or resolution	Comments	Factory default value	Acc
Data and Control Block -- Digital I/O Pulse Output Card Overlay (Note 15)								
11072	1	Digital Input States	UINT16	bitmapped		dddd cccc bbbb aaaa Nibble "dddd" for input#4, "cccc" for input#3, "bbbb" for input#2 and "aaaa" for input#1. Within each field, right most bit is the current state (1=closed, 0=open), and bits at left are the older states 100ms apart. (historical states) Example: xxxx xxxx xxxx 0011 Current state of input#1 is closed, before that it was closed too, before that it was open and the oldest state known is open.		R
11073	1	Digital Output States	UINT16	bitmapped		----- 4321 One bit for each output. Bit 4 is for output #4, and bit 1 is for output #1. If a bit is set the output is closed, otherwise it is opened.		R
11074	1	Pulse Output Test Select	UINT16	bitmapped		----- 4321 Write 1 to a bit to set its corresponding Pulse Output into test mode. Write 0 to restore it to normal operation. A privileged session is required to write the bits. Reading this register reports the mode for each output (1=under test, 0=normal).		R/W
11075	1	Pulse Output Test Power	UINT16	bitmapped		ddvvvvv vvvvvvv This register is Writeable in privileged session only. Simulates constant Power for the Pulse Output under test. Format is as Kt settings for Pulse Output. "V" is raw value in Wh/pulse from 0 to 9999. "dd"=decimal point position: 00=0.XXXX, 01=X.XXX, 10=XX.XX, 11= XXX.X		R/W
11080	1	Input 1 Accumulator, Scaled	UINT16	0 to 9999		(x) scalable value	0 if disabled	R/W
11081	1	Input 2 Accumulator, Scaled	UINT16	0 to 9999		(x) scalable value	0 if disabled	R/W
11082	1	Input 3 Accumulator, Scaled	UINT16	0 to 9999		(x) scalable value	0 if disabled	R/W
11083	1	Input 4 Accumulator, Scaled	UINT16	0 to 9999		(x) scalable value	0 if disabled	R/W
11084	1	Output 1 Accumulator, Scaled	UINT16	0 to 9999		(x) scalable value	0 if disabled	R/W
11085	1	Output 2 Accumulator, Scaled	UINT16	0 to 9999		(x) scalable value	0 if disabled	R/W
11086	1	Output 3 Accumulator, Scaled	UINT16	0 to 9999		(x) scalable value	0 if disabled	R/W
11087	1	Output 4 Accumulator, Scaled	UINT16	0 to 9999		(x) scalable value	0 if disabled	R/W

Reg#	Size	Description	Format	Value Range	Unit of measure or resolution	Comments	Factory default value	Acc
Data and Control Block--Analog Out 0-1mA / Analog Out 4-20mA - Overlay (Note 15)								
11072	1	Status of card	UINT16	bitmapped		----cf-- ----- c=calibration not good; f=configuration error		R
Data and Control Block -- Network Card Overlay (Note 15)								
11072	1	Card and Network Status	UINT16	bitmapped		b15-b12: status; b15:in run mode; b14:card healthy; b13:using last good prog. settings, b12: Exclusive mode security is supported by network card. b11: DNS; 0=no status, 1=contacted b10: Gateway; 0=no status, 1=contacted b9-b8: NTP status; 0=x, 1=resolved, 2=working, 3=failed b7-b3: Server flags: b7:smtp ok; b6:ftp ok - depreciated, read always as zero-; b5:web server ok; b4:iec61850 server ok; b3:modbus tcp/ip ok. b1-b0: IP Status; 00=IP not valid yet, 01=IP from prog. settings; 10=IP from DHCP;11=using last good known IP. Other bits don't care.	Network Card INP100S: 0b1100000000101001 Network Card INP300S: 0b1100000000111001	R
11073	1	High Speed Status		bitmapped		b15: 1, DSP-Network card high speed is active. b14-b4: reserved. b3: Network card is high speed capable. b2-b1: reserved b0: This meter firmware is high speed capable (DSP)	0	R
11074	3	MAC address in use by the network card	UINT16			6 bytes. These 3 registers hold the 6 bytes of the card's Ethernet MAC address.		R
11077	4	Current IP Address	UINT16			These 4 registers hold the 4 numbers (1 number each register) that make the IP address used by the card.	10.0.0.2	R
11081	1	Current IP Mask Length	UINT16	0 to 32		Number of bits that are set in the IP address mask, starting from the Msb of the 32 bit word. Example 24 = 255.255.255.0; a value of 2 would mean 192.0.0.0	24	R
11082	2	Firmware Version	ASCII	4 char		Version of the BOOT firmware of the card, left justified and padded with spaces. Blank for boards without embedded firmware.		R
11084	2	Firmware Version	ASCII	4 char		Version of the RUN firmware of the card, left justified and padded with spaces. Blank for boards without embedded firmware.		R
Data and Control Block--RS232/RS485 Card (Note 15)								
11072	1	Communication mode Status	UINT16	0 to 1		0 = RS485 mode, 1 = RS232 mode		R
Accumulators Block								
12000	2	Option Card 1, Input 1 Accumulator	UINT32	0 to 999999999		Transition counted. Unscaled value		R
12002	6	Option Card 1, Inputs 2-4 Accumulators	UINT32	0 to 999999999		Input accumulators count either or both transitions;		R
12008	2	Option Card 1, Output or Relay 1 Accumulator	UINT32	0 to 999999999		output accumulators count both transitions.		R
12010	6	Option Card 1, Output or Relays 2-4 Accumulators	UINT32	0 to 999999999		Unused accumulators always read 0.		R
12016	8	Option Card 2 Inputs Accumulators	UINT32	0 to 999999999		See option card section for scaled versions.		R
12024	8	Option Card 2 Outputs Accumulators	UINT32	0 to 999999999				R

Reg#	Size	Description	Format	Value Range	Unit of measure or resolution	Comments	Factory default value	Acc
Aggregators Block								
12101	2	Aggregator 1	SINT32	0 to ±99999999				R
12103	2	Aggregator 2	SINT32	0 to ±99999999				R
12105	2	Aggregator 3	SINT32	0 to ±99999999				R
12107	2	Aggregator 4	SINT32	0 to ±99999999				R
Uncompensated Energy in Interval								
13000	2	Wh, (Q1+Q4)	SINT32	0 to ±99999999	Wh	See Reg# 30117 for formatting and scaling		R
13002	2	Wh, (Q2+Q3)	SINT32	0 to ±99999999	Wh	See Reg# 30117 for formatting and scaling		R
13004	2	Wh, Net	SINT32	0 to ±99999999	Wh	See Reg# 30117 for formatting and scaling		R
13006	2	Wh, Total	SINT32	0 to ±99999999	Wh	See Reg# 30117 for formatting and scaling		R
13008	2	VARh, (Q1+Q2)	SINT32	0 to ±99999999	VARh	See Reg# 30118 for formatting and scaling		R
13010	2	VARh, (Q3+Q4)	SINT32	0 to ±99999999	VARh	See Reg# 30118 for formatting and scaling		R
13012	2	VARh, Net	SINT32	0 to ±99999999	VARh	See Reg# 30118 for formatting and scaling		R
13014	2	VARh, Total	SINT32	0 to ±99999999	VARh	See Reg# 30118 for formatting and scaling		R
13016	2	VAh, Total	SINT32	0 to 99999999	VAh	See Reg# 30117 for formatting and scaling		R
13018	2	Wh, (Q1+Q4), Phase A	SINT32	0 to ±99999999	Wh	See Reg# 30117 for formatting and scaling		R
13020	2	Wh, (Q1+Q4), Phase B	SINT32	0 to ±99999999	Wh	See Reg# 30117 for formatting and scaling		R
13022	2	Wh, (Q1+Q4), Phase C	SINT32	0 to ±99999999	Wh	See Reg# 30117 for formatting and scaling		R
13024	2	Wh, (Q2+Q3), Phase A	SINT32	0 to ±99999999	Wh	See Reg# 30117 for formatting and scaling		R
13026	2	Wh, (Q2+Q3), Phase B	SINT32	0 to ±99999999	Wh	See Reg# 30117 for formatting and scaling		R
13028	2	Wh, (Q2+Q3), Phase C	SINT32	0 to ±99999999	Wh	See Reg# 30117 for formatting and scaling		R
13030	2	Wh, Net, Phase A	SINT32	0 to ±99999999	Wh	See Reg# 30117 for formatting and scaling		R
13032	2	Wh, Net, Phase B	SINT32	0 to ±99999999	Wh	See Reg# 30117 for formatting and scaling		R
13034	2	Wh, Net, Phase C	SINT32	0 to ±99999999	Wh	See Reg# 30117 for formatting and scaling		R
13036	2	Wh, Total, Phase A	SINT32	0 to ±99999999	Wh	See Reg# 30117 for formatting and scaling		R
13038	2	Wh, Total, Phase B	SINT32	0 to ±99999999	Wh	See Reg# 30117 for formatting and scaling		R
13040	2	Wh, Total, Phase C	SINT32	0 to ±99999999	Wh	See Reg# 30117 for formatting and scaling		R
13042	2	VARh, (Q1+Q2), Phase A	SINT32	0 to ±99999999	VARh	See Reg# 30118 for formatting and scaling		R
13044	2	VARh, (Q1+Q2), Phase B	SINT32	0 to ±99999999	VARh	See Reg# 30118 for formatting and scaling		R
13046	2	VARh, (Q1+Q2), Phase C	SINT32	0 to ±99999999	VARh	See Reg# 30118 for formatting and scaling		R
13048	2	VARh, (Q3+Q4), Phase A	SINT32	0 to ±99999999	VARh	See Reg# 30118 for formatting and scaling		R
13050	2	VARh, (Q3+Q4), Phase B	SINT32	0 to ±99999999	VARh	See Reg# 30118 for formatting and scaling		R
13052	2	VARh, (Q3+Q4), Phase C	SINT32	0 to ±99999999	VARh	See Reg# 30118 for formatting and scaling		R
13054	2	VARh, Net, Phase A	SINT32	0 to ±99999999	VARh	See Reg# 30118 for formatting and scaling		R
13056	2	VARh, Net, Phase B	SINT32	0 to ±99999999	VARh	See Reg# 30118 for formatting and scaling		R
13058	2	VARh, Net, Phase C	SINT32	0 to ±99999999	VARh	See Reg# 30118 for formatting and scaling		R
13060	2	VARh, Total, Phase A	SINT32	0 to ±99999999	VARh	See Reg# 30118 for formatting and scaling		R
13062	2	VARh, Total, Phase B	SINT32	0 to ±99999999	VARh	See Reg# 30118 for formatting and scaling		R
13064	2	VARh, Total, Phase C	SINT32	0 to ±99999999	VARh	See Reg# 30118 for formatting and scaling		R
13066	2	VAh, Phase A	SINT32	0 to 99999999	VAh	See Reg# 30117 for formatting and scaling		R
13068	2	VAh, Phase B	SINT32	0 to 99999999	VAh	See Reg# 30117 for formatting and scaling		R
13070	2	VAh, Phase C	SINT32	0 to 99999999	VAh	See Reg# 30117 for formatting and scaling		R
13072	2	Wh, (Q1), Total	SINT32	0 to ±99999999	Wh	See Reg# 30117 for formatting and scaling		R
13074	2	VARh, (Q1), Total	SINT32	0 to ±99999999	VARh	See Reg# 30118 for formatting and scaling		R
13076	2	VAh, (Q1), Total	SINT32	0 to 99999999	VAh	See Reg# 30117 for formatting and scaling		R
13078	2	Wh, (Q1), Phase A	SINT32	0 to ±99999999	Wh	See Reg# 30117 for formatting and scaling		R
13080	2	Wh, (Q1), Phase B	SINT32	0 to ±99999999	Wh	See Reg# 30117 for formatting and scaling		R
13082	2	Wh, (Q1), Phase C	SINT32	0 to ±99999999	Wh	See Reg# 30117 for formatting and scaling		R
13084	2	VARh, (Q1), Phase A	SINT32	0 to ±99999999	VARh	See Reg# 30118 for formatting and scaling		R
13086	2	VARh, (Q1), Phase B	SINT32	0 to ±99999999	VARh	See Reg# 30118 for formatting and scaling		R
13088	2	VARh, (Q1), Phase C	SINT32	0 to ±99999999	VARh	See Reg# 30118 for formatting and scaling		R
13090	2	VAh, (Q1), Phase A	SINT32	0 to 99999999	VAh	See Reg# 30117 for formatting and scaling		R
13092	2	VAh, (Q1), Phase B	SINT32	0 to 99999999	VAh	See Reg# 30117 for formatting and scaling		R
13094	2	VAh, (Q1), Phase C	SINT32	0 to 99999999	VAh	See Reg# 30117 for formatting and scaling		R

Reg#	Size	Description	Format	Value Range	Unit of measure or resolution	Comments	Factory default value	Acc
13096	2	Wh, (Q2), Total	SINT32	0 to +99999999	Wh	See Reg# 30117 for formatting and scaling		R
13098	2	VARh, (Q2), Total	SINT32	0 to +99999999	VARh	See Reg# 30118 for formatting and scaling		R
13100	2	VAh, (Q2), Total	SINT32	0 to 99999999	VAh	See Reg# 30117 for formatting and scaling		R
13102	2	Wh, (Q2), Phase A	SINT32	0 to +99999999	Wh	See Reg# 30117 for formatting and scaling		R
13104	2	Wh, (Q2), Phase B	SINT32	0 to +99999999	Wh	See Reg# 30117 for formatting and scaling		R
13106	2	Wh, (Q2), Phase C	SINT32	0 to +99999999	Wh	See Reg# 30117 for formatting and scaling		R
13108	2	VARh, (Q2), Phase A	SINT32	0 to +99999999	VARh	See Reg# 30118 for formatting and scaling		R
13110	2	VARh, (Q2), Phase B	SINT32	0 to +99999999	VARh	See Reg# 30118 for formatting and scaling		R
13112	2	VARh, (Q2), Phase C	SINT32	0 to +99999999	VARh	See Reg# 30118 for formatting and scaling		R
13114	2	VAh, (Q2), Phase A	SINT32	0 to 99999999	VAh	See Reg# 30117 for formatting and scaling		R
13116	2	VAh, (Q2), Phase B	SINT32	0 to 99999999	VAh	See Reg# 30117 for formatting and scaling		R
13118	2	VAh, (Q2), Phase C	SINT32	0 to 99999999	VAh	See Reg# 30117 for formatting and scaling		R
13120	2	Wh, (Q3), Total	SINT32	0 to +99999999	Wh	See Reg# 30117 for formatting and scaling		R
13122	2	VARh, (Q3), Total	SINT32	0 to +99999999	VARh	See Reg# 30118 for formatting and scaling		R
13124	2	VAh, (Q3), Total	SINT32	0 to 99999999	VAh	See Reg# 30117 for formatting and scaling		R
13126	2	Wh, (Q3), Phase A	SINT32	0 to +99999999	Wh	See Reg# 30117 for formatting and scaling		R
13128	2	Wh, (Q3), Phase B	SINT32	0 to +99999999	Wh	See Reg# 30117 for formatting and scaling		R
13130	2	Wh, (Q3), Phase C	SINT32	0 to +99999999	Wh	See Reg# 30117 for formatting and scaling		R
13132	2	VARh, (Q3), Phase A	SINT32	0 to +99999999	VARh	See Reg# 30118 for formatting and scaling		R
13134	2	VARh, (Q3), Phase B	SINT32	0 to +99999999	VARh	See Reg# 30118 for formatting and scaling		R
13136	2	VARh, (Q3), Phase C	SINT32	0 to +99999999	VARh	See Reg# 30118 for formatting and scaling		R
13138	2	VAh, (Q3), Phase A	SINT32	0 to 99999999	VAh	See Reg# 30117 for formatting and scaling		R
13140	2	VAh, (Q3), Phase B	SINT32	0 to 99999999	VAh	See Reg# 30117 for formatting and scaling		R
13142	2	VAh, (Q3), Phase C	SINT32	0 to 99999999	VAh	See Reg# 30117 for formatting and scaling		R
13144	2	Wh, (Q4), Total	SINT32	0 to +99999999	Wh	See Reg# 30117 for formatting and scaling		R
13146	2	VARh, (Q4), Total	SINT32	0 to +99999999	VARh	See Reg# 30118 for formatting and scaling		R
13148	2	VAh, (Q4), Total	SINT32	0 to 99999999	VAh	See Reg# 30117 for formatting and scaling		R
13150	2	Wh, (Q4), Phase A	SINT32	0 to +99999999	Wh	See Reg# 30117 for formatting and scaling		R
13152	2	Wh, (Q4), Phase B	SINT32	0 to +99999999	Wh	See Reg# 30117 for formatting and scaling		R
13154	2	Wh, (Q4), Phase C	SINT32	0 to +99999999	Wh	See Reg# 30117 for formatting and scaling		R
13156	2	VARh, (Q4), Phase A	SINT32	0 to +99999999	VARh	See Reg# 30118 for formatting and scaling		R
13158	2	VARh, (Q4), Phase B	SINT32	0 to +99999999	VARh	See Reg# 30118 for formatting and scaling		R
13160	2	VARh, (Q4), Phase C	SINT32	0 to +99999999	VARh	See Reg# 30118 for formatting and scaling		R
13162	2	VAh, (Q4), Phase A	SINT32	0 to 99999999	VAh	See Reg# 30117 for formatting and scaling		R
13164	2	VAh, (Q4), Phase B	SINT32	0 to 99999999	VAh	See Reg# 30117 for formatting and scaling		R
13166	2	VAh, (Q4), Phase C	SINT32	0 to 99999999	VAh	See Reg# 30117 for formatting and scaling		R
13168	2	VAh (Q1+Q4), Total	SINT32	0 to 99999999	VAh	See Reg# 30117 for formatting and scaling		R
13170	2	VAh (Q1+Q4), Phase A	SINT32	0 to 99999999	VAh	See Reg# 30117 for formatting and scaling		R
13172	2	VAh (Q1+Q4), Phase B	SINT32	0 to 99999999	VAh	See Reg# 30117 for formatting and scaling		R
13174	2	VAh (Q1+Q4), Phase C	SINT32	0 to 99999999	VAh	See Reg# 30117 for formatting and scaling		R
13176	2	VAh (Q2+Q3), Total	SINT32	0 to 99999999	VAh	See Reg# 30117 for formatting and scaling		R
13178	2	VAh (Q2+Q3), Phase A	SINT32	0 to 99999999	VAh	See Reg# 30117 for formatting and scaling		R
13180	2	VAh (Q2+Q3), Phase B	SINT32	0 to 99999999	VAh	See Reg# 30117 for formatting and scaling		R
13182	2	VAh (Q2+Q3), Phase C	SINT32	0 to 99999999	VAh	See Reg# 30117 for formatting and scaling		R
13184	2	+Qh, Total	SINT32	0 to 99999999	Qh	See Reg# 30136 for formatting and scaling		R
13186	2	+Qh, Phase A	SINT32	0 to 99999999	Qh	See Reg# 30136 for formatting and scaling		R
13188	2	+Qh, Phase B	SINT32	0 to 99999999	Qh	See Reg# 30136 for formatting and scaling		R
13190	2	+Qh, Phase C	SINT32	0 to 99999999	Qh	See Reg# 30136 for formatting and scaling		R
13192	2	-Qh, Total	SINT32	0 to -99999999	Qh	See Reg# 30136 for formatting and scaling		R
13194	2	-Qh, Phase A	SINT32	0 to -99999999	Qh	See Reg# 30136 for formatting and scaling		R
13196	2	-Qh, Phase B	SINT32	0 to -99999999	Qh	See Reg# 30136 for formatting and scaling		R
13198	2	-Qh, Phase C	SINT32	0 to -99999999	Qh	See Reg# 30136 for formatting and scaling		R

Reg#	Size	Description	Format	Value Range	Unit of measure or resolution	Comments	Factory default value	Acc
Uncompensated Energy in Interval (pulses)								
13500	2	Wh, (Q1+Q4)	SINT32	0 to 99999999	Number of Pulses			R
13502	2	Wh, (Q2+Q3)	SINT32	0 to 99999999	Number of Pulses			R
13504	2	Wh, Net	SINT32	0 to 99999999	Number of Pulses			R
13506	2	Wh, Total	SINT32	0 to 99999999	Number of Pulses			R
13508	2	VARh, (Q1+Q2)	SINT32	0 to 99999999	Number of Pulses			R
13510	2	VARh, (Q3+Q4)	SINT32	0 to 99999999	Number of Pulses			R
13512	2	VARh, Net	SINT32	0 to 99999999	Number of Pulses			R
13514	2	VARh, Total	SINT32	0 to 99999999	Number of Pulses			R
13516	2	VAh, Total	SINT32	0 to 99999999	Number of Pulses			R
13518	2	Wh, (Q1+Q4), Phase A	SINT32	0 to 99999999	Number of Pulses			R
13520	2	Wh, (Q1+Q4), Phase B	SINT32	0 to 99999999	Number of Pulses			R
13522	2	Wh, (Q1+Q4), Phase C	SINT32	0 to 99999999	Number of Pulses			R
13524	2	Wh, (Q2+Q3), Phase A	SINT32	0 to 99999999	Number of Pulses			R
13526	2	Wh, (Q2+Q3), Phase B	SINT32	0 to 99999999	Number of Pulses			R
13528	2	Wh, (Q2+Q3), Phase C	SINT32	0 to 99999999	Number of Pulses			R
13530	2	Wh, Net, Phase A	SINT32	0 to 99999999	Number of Pulses			R
13532	2	Wh, Net, Phase B	SINT32	0 to 99999999	Number of Pulses			R
13534	2	Wh, Net, Phase C	SINT32	0 to 99999999	Number of Pulses			R
13536	2	Wh, Total, Phase A	SINT32	0 to 99999999	Number of Pulses			R
13538	2	Wh, Total, Phase B	SINT32	0 to 99999999	Number of Pulses			R
13540	2	Wh, Total, Phase C	SINT32	0 to 99999999	Number of Pulses			R
13542	2	VARh, (Q1+Q2), Phase A	SINT32	0 to 99999999	Number of Pulses			R
13544	2	VARh, (Q1+Q2), Phase B	SINT32	0 to 99999999	Number of Pulses			R
13546	2	VARh, (Q1+Q2), Phase C	SINT32	0 to 99999999	Number of Pulses			R
13548	2	VARh, (Q3+Q4), Phase A	SINT32	0 to 99999999	Number of Pulses			R
13550	2	VARh, (Q3+Q4), Phase B	SINT32	0 to 99999999	Number of Pulses			R
13552	2	VARh, (Q3+Q4), Phase C	SINT32	0 to 99999999	Number of Pulses			R
13554	2	VARh, Net, Phase A	SINT32	0 to 99999999	Number of Pulses			R
13556	2	VARh, Net, Phase B	SINT32	0 to 99999999	Number of Pulses			R
13558	2	VARh, Net, Phase C	SINT32	0 to 99999999	Number of Pulses			R
13560	2	VARh, Total, Phase A	SINT32	0 to 99999999	Number of Pulses			R
13562	2	VARh, Total, Phase B	SINT32	0 to 99999999	Number of Pulses			R
13564	2	VARh, Total, Phase C	SINT32	0 to 99999999	Number of Pulses			R
13566	2	VAh, Phase A	SINT32	0 to 99999999	Number of Pulses			R
13568	2	VAh, Phase B	SINT32	0 to 99999999	Number of Pulses			R
13570	2	VAh, Phase C	SINT32	0 to 99999999	Number of Pulses			R
13572	2	Wh, (Q1), Total	SINT32	0 to 99999999	Number of Pulses			R
13574	2	VARh, (Q1), Total	SINT32	0 to 99999999	Number of Pulses			R
13576	2	VAh, (Q1), Total	SINT32	0 to 99999999	Number of Pulses			R
13578	2	Wh, (Q1), Phase A	SINT32	0 to 99999999	Number of Pulses			R
13580	2	Wh, (Q1), Phase B	SINT32	0 to 99999999	Number of Pulses			R
13582	2	Wh, (Q1), Phase C	SINT32	0 to 99999999	Number of Pulses			R
13584	2	VARh, (Q1), Phase A	SINT32	0 to 99999999	Number of Pulses			R
13586	2	VARh, (Q1), Phase B	SINT32	0 to 99999999	Number of Pulses			R
13588	2	VARh, (Q1), Phase C	SINT32	0 to 99999999	Number of Pulses			R
13590	2	VAh, (Q1), Phase A	SINT32	0 to 99999999	Number of Pulses			R
13592	2	VAh, (Q1), Phase B	SINT32	0 to 99999999	Number of Pulses			R
13594	2	VAh, (Q1), Phase C	SINT32	0 to 99999999	Number of Pulses			R

Reg#	Size	Description	Format	Value Range	Unit of measure or resolution	Comments	Factory default value	Acc
13596	2	Wh, (Q2), Total	SINT32	0 to 99999999	Number of Pulses			R
13598	2	VARh, (Q2), Total	SINT32	0 to 99999999	Number of Pulses			R
13600	2	VAh, (Q2), Total	SINT32	0 to 99999999	Number of Pulses			R
13602	2	Wh, (Q2), Phase A	SINT32	0 to 99999999	Number of Pulses			R
13604	2	Wh, (Q2), Phase B	SINT32	0 to 99999999	Number of Pulses			R
13606	2	Wh, (Q2), Phase C	SINT32	0 to 99999999	Number of Pulses			R
13608	2	VARh, (Q2), Phase A	SINT32	0 to 99999999	Number of Pulses			R
13610	2	VARh, (Q2), Phase B	SINT32	0 to 99999999	Number of Pulses			R
13612	2	VARh, (Q2), Phase C	SINT32	0 to 99999999	Number of Pulses			R
13614	2	VAh, (Q2), Phase A	SINT32	0 to 99999999	Number of Pulses			R
13616	2	VAh, (Q2), Phase B	SINT32	0 to 99999999	Number of Pulses			R
13618	2	VAh, (Q2), Phase C	SINT32	0 to 99999999	Number of Pulses			R
13620	2	Wh, (Q3), Total	SINT32	0 to 99999999	Number of Pulses			R
13622	2	VARh, (Q3), Total	SINT32	0 to 99999999	Number of Pulses			R
13624	2	VAh, (Q3), Total	SINT32	0 to 99999999	Number of Pulses			R
13626	2	Wh, (Q3), Phase A	SINT32	0 to 99999999	Number of Pulses			R
13628	2	Wh, (Q3), Phase B	SINT32	0 to 99999999	Number of Pulses			R
13630	2	Wh, (Q3), Phase C	SINT32	0 to 99999999	Number of Pulses			R
13632	2	VARh, (Q3), Phase A	SINT32	0 to 99999999	Number of Pulses			R
13634	2	VARh, (Q3), Phase B	SINT32	0 to 99999999	Number of Pulses			R
13636	2	VARh, (Q3), Phase C	SINT32	0 to 99999999	Number of Pulses			R
13638	2	VAh, (Q3), Phase A	SINT32	0 to 99999999	Number of Pulses			R
13640	2	VAh, (Q3), Phase B	SINT32	0 to 99999999	Number of Pulses			R
13642	2	VAh, (Q3), Phase C	SINT32	0 to 99999999	Number of Pulses			R
13644	2	Wh, (Q4), Total	SINT32	0 to 99999999	Number of Pulses			R
13646	2	VARh, (Q4), Total	SINT32	0 to 99999999	Number of Pulses			R
13648	2	VAh, (Q4), Total	SINT32	0 to 99999999	Number of Pulses			R
13650	2	Wh, (Q4), Phase A	SINT32	0 to 99999999	Number of Pulses			R
13652	2	Wh, (Q4), Phase B	SINT32	0 to 99999999	Number of Pulses			R
13654	2	Wh, (Q4), Phase C	SINT32	0 to 99999999	Number of Pulses			R
13656	2	VARh, (Q4), Phase A	SINT32	0 to 99999999	Number of Pulses			R
13658	2	VARh, (Q4), Phase B	SINT32	0 to 99999999	Number of Pulses			R
13660	2	VARh, (Q4), Phase C	SINT32	0 to 99999999	Number of Pulses			R
13662	2	VAh, (Q4), Phase A	SINT32	0 to 99999999	Number of Pulses			R
13664	2	VAh, (Q4), Phase B	SINT32	0 to 99999999	Number of Pulses			R
13666	2	VAh, (Q4), Phase C	SINT32	0 to 99999999	Number of Pulses			R
13668	2	VAh (Q1+Q4), Total	SINT32	0 to 99999999	Number of Pulses			R
13670	2	VAh (Q1+Q4), Phase A	SINT32	0 to 99999999	Number of Pulses			R
13672	2	VAh (Q1+Q4), Phase B	SINT32	0 to 99999999	Number of Pulses			R
13674	2	VAh (Q1+Q4), Phase C	SINT32	0 to 99999999	Number of Pulses			R
13676	2	VAh (Q2+Q3), Total	SINT32	0 to 99999999	Number of Pulses			R
13678	2	VAh (Q2+Q3), Phase A	SINT32	0 to 99999999	Number of Pulses			R
13680	2	VAh (Q2+Q3), Phase B	SINT32	0 to 99999999	Number of Pulses			R
13682	2	VAh (Q2+Q3), Phase C	SINT32	0 to 99999999	Number of Pulses			R
13684	2	+Qh, Total	SINT32	0 to 99999999	Number of Pulses			R
13686	2	+Qh, Phase A	SINT32	0 to 99999999	Number of Pulses			R
13688	2	+Qh, Phase B	SINT32	0 to 99999999	Number of Pulses			R
13690	2	+Qh, Phase C	SINT32	0 to 99999999	Number of Pulses			R
13692	2	-Qh, Total	SINT32	0 to 99999999	Number of Pulses			R
13694	2	-Qh, Phase A	SINT32	0 to 99999999	Number of Pulses			R
13696	2	-Qh, Phase B	SINT32	0 to 99999999	Number of Pulses			R
13698	2	-Qh, Phase C	SINT32	0 to 99999999	Number of Pulses			R

Reg#	Size	Description	Format	Value Range	Unit of measure or resolution	Comments	Factory default value	Acc
Test Mode Commands (Notes 5, 9)								
13983	1	Enter Test Mode	UINT16					W
13984	1	Enable/Disable CT-PT compensation	UINT16					W
13985	1	Enable/Disable TLC compensation	UINT16					W
13986	1	Configuration done	UINT16					W
13987	1	Start Test 1	UINT16					W
13988	1	Start Test 2	UINT16					W
13989	1	Start Test 3	UINT16					W
13990	1	Start Test 4	UINT16					W
13991	1	Reset Test Mode Data	UINT16					W
13992	1	Stay in test Mode	UINT16					W
13993	1	Exit Test Mode	UINT16					W
13994	1	Save Energy to File	UINT16					W
13995	1	Present Energy	UINT16					W
Cumulative Demand Block								
14000	2	Cumulative Demand W (Q1+Q4)	FLOAT	0 to ±9.999 E+09	W			R
14002	2	Cumulative Demand W (Q2+Q3)	FLOAT	0 to ±9.999 E+09	W			R
14004	2	Continuous Cumulative Demand W (Q1+Q4)	FLOAT	0 to ±9.999 E+09	W			R
14006	2	Continuous Cumulative Demand W (Q2+Q3)	FLOAT	0 to ±9.999 E+09	W			R
Test Mode readings								
14500	2	W, (Q1+Q4), Total, average	FLOAT	0 to ±9.999 E+09	W			R
14502	2	W, (Q2+Q3), Total, average	FLOAT	0 to ±9.999 E+09	W			R
14504	2	VAR, (Q1+Q2), Total, average	FLOAT	0 to ±9.999 E+09	VAR			R
14506	2	VAR, (Q3+Q4), Total, average	FLOAT	0 to ±9.999 E+09	VAR			R
14508	2	VA Total, average	FLOAT	0 to ±9.999 E+09	VA			R
14510	2	Wh (Q1+Q4) Total	SINT32	0 to ±99999999	Wh	* Wh (Q1+Q4) & Wh (Q2+Q3) always have opposite signs.		R
14512	2	Wh (Q2+Q3) Total	SINT32	0 to ±99999999	Wh	* VARh (Q1+Q2) & VARh (Q3+Q4) always have opposite signs.		R
14514	2	VARh (Q1+Q2) Total	SINT32	0 to ±99999999	VARh	xxxxx.xxx format.		R
14516	2	VARh (Q3+Q4) Total	SINT32	0 to ±99999999	VARh	8 digits		R
14518	2	VAh (Q1+Q4) Total	SINT32	0 to 99999999	VAh	* resolution of digit before decimal point = units		R

Reg#	Size	Description	Format	Value Range	Unit of measure or resolution	Comments	Factory default value	Acc
THD Block (Note 13)								
18000	1	V A-N or V A-B, %THD	UINT16	0 to 10000	0.01%	AN for wye hookups, AB for delta		R
18001	1	V B-N or V C-B, %THD	UINT16	0 to 10000	0.01%	BN for wye hookups, CB for delta		R
18002	1	V C-N, %THD	UINT16	0 to 10000	0.01%			R
18003	1	I A, %THD	UINT16	0 to 10000	0.01%			R
18004	1	I B, %THD	UINT16	0 to 10000	0.01%			R
18005	1	I C, %THD	UINT16	0 to 10000	0.01%			R
18006	1	I A, %TDD	UINT16	0 to 10000	0.01%			R
18007	1	I B, %TDD	UINT16	0 to 10000	0.01%			R
18008	1	I C, %TDD	UINT16	0 to 10000	0.01%			R
18009	1	I A, % K factor	UINT16	0 to 10000	0.01%			R
18010	1	I B, % K factor	UINT16	0 to 10000	0.01%			R
18011	1	I C, % K factor	UINT16	0 to 10000	0.01%			R
18012	1	Wave Scope scale factor for channel Va or Vab	UINT16	0 to 65535		Convert individual samples to V or A: V or A = (sample * scale factor) / 1,000,000		R
18013	1	Wave Scope scale factors for channel Ia	UINT16	0 to 65535				R
18014	2	Wave Scope scale factors for channels Vb (or Vcb) and Ib	UINT16	0 to 65535				R
18016	2	Wave Scope scale factors for channels Vc and Ic	UINT16	0 to 65535				R
18018	64	Wave Scope samples for channel Va or Vab	SINT16	-32768 to +32767		Samples update in conjunction with THD and harmonics; samples not available (all zeroes) if THD not available.		R
18082	64	Wave Scope samples for channel Ia	SINT16	-32768 to +32767				R
18146	64	Wave Scope samples for channel Vb or Vcb	SINT16	-32768 to +32767				R
18210	64	Wave Scope samples for channel Ib	SINT16	-32768 to +32767				R
18274	64	Wave Scope samples for channel Vc	SINT16	-32768 to +32767		In each group of 40 registers, the first register represents the fundamental frequency or first harmonic, the second represents the second harmonic, and so on up to the 40th register Which represents the 40th harmonic. Harmonic magnitudes are given as % of the fundamental magnitude. Thus the first register in each group of 40 will typically be 9999. A reading of 10000 indicates invalid.		R
18338	64	Wave Scope samples for channel Ic	SINT16	-32768 to +32767				R
18402	40	Phase A or AB Voltage harmonic magnitudes	UINT16	0 to 10000	0.01%			R
18465	40	Phase A or AB Voltage harmonic phases	SINT16	-1800 to +1800	0.1°			R
18528	40	Phase A Current harmonic magnitudes	UINT16	0 to 10000	0.01%			R
18591	40	Phase A Current harmonic phases	SINT16	-1800 to +1800	0.1°			R
18654	40	Phase B or CB Voltage harmonic magnitudes	UINT16	0 to 10000	0.01%			R
18717	40	Phase B or CB Voltage harmonic phases	SINT16	-1800 to +1800	0.1°			R
18780	40	Phase B Current harmonic magnitudes	UINT16	0 to 10000	0.01%			R
18843	40	Phase B Current harmonic phases	SINT16	-1800 to +1800	0.1°			R
18906	40	Phase C Voltage harmonic magnitudes	UINT16	0 to 10000	0.01%			R
18969	40	Phase C Voltage harmonic phases	SINT16	-1800 to +1800	0.1°			R
19032	40	Phase C Current harmonic magnitudes	UINT16	0 to 10000	0.01%			R
19095	40	Phase C Current harmonic phases	SINT16	-1800 to +1800	0.1°			R

Reg#	Size	Description	Format	Value Range	Unit of measure or resolution	Comments	Factory default value	Acc
Commands Section (Note 4)								
Resets Block (Notes 5, 9)								
20000	1	Reset Max/Min Blocks	UINT16	Any Value				W
20001	1	Reset Energy Accumulators	UINT16	Any Value				W
20002	1	Reset Alarm (Limits) Log (Note 21)	UINT16	Any Value				W
20003	1	Reset System Log (Note 21)	UINT16	Any Value				W
20004	1	Reset Historical Log 1 (Note 21)	UINT16	Any Value				W
20005	1	Reset Historical Log 2 (Note 21)	UINT16	Any Value				W
20006	1	Reset Historical Log 3 (Note 21)	UINT16	Any Value				W
20007	1	Reset Historical Log 4 (Note 21)	UINT16	Any Value				W
20008	1	Reset Historical Log 5 (Note 21)	UINT16	Any Value				W
20009	1	Reset Historical Log 6 (Note 21)	UINT16	Any Value				W
20010	1	Reset Diagnostic Log	UINT16	Any Value				W
20011	1	Reset Voltage & Temperature Log	UINT16	Any Value				W
20012	1	Reset I/O Change Log (Note 21)	UINT16	Any Value				W
20013	1	Reset Power Quality Log	UINT16	Any Value				W
20014	1	Reset Waveform Capture Log	UINT16	Any Value				W
20017	1	Reset Option Card 1 Input Accumulators	UINT16	Any Value				W
20018	1	Reset Option Card 1 Output Accumulators	UINT16	Any Value				W
20019	1	Reset Option Card 2 Input Accumulators	UINT16	Any Value				W
20020	1	Reset Option Card 2 Output Accumulators	UINT16	Any Value				W
20021	1	Reset TOU Month Log (Note 21)	UINT16	Any Value				W
20022	1	Reset TOU Season Log (Note 21)	UINT16	Any Value				W
20023	1	Reset TOU Action Log (Note 21)	UINT16	Any Value				W
20024	1	Reset TOU - All Data	UINT16	0xC1EA		Write value to reset all time of use related accumulators		W
20025	1	Reset Cumulative and Continuous cumulative demand	UINT16	Any Value				W

Reg#	Size	Description	Format	Value Range	Unit of measure or resolution	Comments	Factory default value	Acc
Privileged Commands Block. (Note 5)								
21000	1	Initiate Meter Firmware Reprogramming	UINT16	1 to 3		Firmware file number Forces to reboot with file code for Firmware to upload; 1 = original factory version 2 = new version 3= backup version, last used before new		W
21001	1	Force Meter Restart	UINT16					W
21002	1	Request Secure Session/Session Key	UINT16			Initiate Privileged Session (Note 5). Writing anything into here will		W
21003	1	Initiate Programmable Settings Update	UINT16			Meter enters to setup mode. Note 5.		W
21004	1	Calculate Programmable Settings Checksum (Note 3)	UINT16	0000 to 9999		meter calculates checksum on RAM copy of PS block		W
21005	1	Programmable Settings Checksum (Note 3)	UINT16	0000 to 9999		read/write checksum register: PS block saved in nonvolatile memory on		W
21007	1	Terminate Programmable Settings Update (Note 3)	UINT16	any value		meter leaves PS or TOUPS update mode via reset		W
21008	3	Set Meter Clock	TSTAMP	21st Century	1 s	saved only When 3rd register is written		W
21011	1	Manually Trigger Waveform Capture	UINT16	any value		Vswitch restrictions apply: waveform logging must be enabled		W
21012	4	Set Meter Clock with msec resolution	LTSTAMP	21st Century	1 ms	saved only When 4th register is written		W
21016	1	Initiate TOU Settings Update	UINT16			Meter enters TOU PS update mode.		W
21017	1	Calculate TOU Settings Checksum	UINT16	0000 to 9999		meter calculates checksum on RAM copy of TOU PS block		W
21018	1	TOU Settings Checksum	UINT16	0000 to 9999		read/write checksum register; TOU PS block saved in nonvolatile		W
21019	1	Close Secure Session	UINT16	any value		ends an open command session		W
21021	1	File Backup	UINT16	File number	R/W	<p>Write Operation</p> <p>High byte of the file number is the source file number. Low byte of the file number is the destination file. Source and destination files should be different and should be of same group. 3 groups are permitted. 1. Firmware files, and User Files.</p> <p>Read Operation</p> <p>When the register is read it has the status of the operation. Below is the status description. 0 - Ready for Backup. 1 - Backup Command Received. 2 - Backup initiated. 3 - Invalid command. Source and destination same. 4 - Invalid command.Source file invalid group. 5 - Invalid command.Destination file invalid group. 6 - Invalid command.Source and destination file from different group. 7 - Error . Back up Failed. 8 - Back up completed successfully. Note: A back up command should not be initiated if the status read back is 1 or 2.</p>		W
21023	1	Perform checksum calculation on DNP 3 datablock - command	UINT16	0 to 65535		Write any number to perform the calculation		W
21024	1	Save DNP 3, above calculated, datablock checksum in non volatile memory	UINT16	0 to 65535		Write any number to save data. Read to retrieve. Also see note 8.		R/W

Reg#	Size	Description	Format	Value Range	Unit of measure or resolution	Comments	Factory default value	Acc
Current Username/Password Block								
21200	1	PadLock	UINT16			Writing anything to this register When not in a session, will start the logging process. Reading after starting a session will return the Tunnel-Key for session. Writing/Reading at other moments will close/abort the session. (see Documentation on Session-Logging)		R/W
21201	1	Remaining Blocked Time	UINT16	0 to FFFF	1 s	If the unit is blocked, for the accessing Port/Id , this register will show the remaining time in second.		R
21202	1	Close Session	UINT16			Any access to this register, will close/abort the session.		W
21203	1	Security Session Status and Logged User Index Number	UINT16	bitmapped		b15: Security system; 0=disabled; 1=enabled b14: Logging in via this port; 0=not blocked; 1=blocked b13: User logged in; 0=no; 1=yes b12: User logged in via this port; 0=no; 1=yes b10: 1 = Login attemp failure detectcted. 0 = No failure b9-b5: Number of non "admin" type users allowed b4-b0: Index number of logged in user Other bits reserved don't overwrite	0b0000001000000000	R
21204	1	Access-Index user Number	UINT16	0 to 8	Index	Number of the user-slot to be read or written (see following registers) When 0 = Admin, only password can be changed, other writes are ingored. When 1-8 = Users, Username,Permissions and Password can be changed		R/W
21205	8	Requestor Username	UINT16			When a secure session is requested the software uses the tunnel-key, encrypts the username (Write Only)		R/W
21213	15	Requestor Password	UINT16			When a secure session is requested the software uses the Tunnel-key, encrypts the password and write it here. (Write Only)		R/W
21228	1	Requestor User Pass Checksum	UINT16			Checksum (Notes "Security Implementation") for the Username+Password Block.		R/W
21229	4	Privileges for Current Session	UINT16	bitmapped		Bitmap of the Privileges bit for the current session. If no session, reading this register returns 0		R/W
21233	8	Edited Username string	UINT16			Stored, Tunnel-Encrypted Username for the given User Index Written and Read by the ADMIN only. Upto 16 characters		R/W
21241	4	Edited Privileges	UINT16			Stored, Non-Encrypted Privileges for given User index. Written and Read by the ADMIN only. Upto 16 characters		R/W

Reg#	Size	Description	Format	Value Range	Unit of measure or resolution	Comments	Factory default value	Acc
21245	15	Edited Password string	UINT16			Stored, Encrypted Password for the given User index. Written by the ADMIN only This can NOT be read (reading results in zeros) Upto 16 characters		R/W
21260	1	Edited Checksum	UINT16			Checksum (Notes "Security Implementation") for the Username+Privileges+Password Block.		R/W
21261	1	Auto Log Off Time	UINT16	0 to 1440	1 minute	Time allowed to be logged in. 0 value disables timer.		R/W
21262	1	Inactivity Timeout	UINT16	0 to 10080	1 s	Time to automatically log off since the last command or data access, Which requires privilege. Every time a protected command or restricted data is accessed, the internal timer that counts for this time, is reset.		R/W
21263	1	Access-Status	UINT16	0 to 14		Status of current Login process and security. 0: Meter Ready to initiate a Login Procedure 1: Meter is already in aSecure Session (Busy) from other port. 2: Login-Started, the Pad-Key register has been successfully written. 3: The Pad-Key was read too late. Login aborted. 4: The Pad-Key was read more than once. Login Aborted. 5: The Pad-Key was read ok. Ready to accept credentials. 6: Credentials written too late. Login aborted. 7: Identifying Writing Credentials. 8: The Login attempt was unsuccessful with the given credentials. 9: The Login was successfully. User logged in. 10: The user index has been written with a valid user entry 11: New credentials were successfully configured for the selected user entry. 12: New Credentials not accepted. 14: The time for AutoLog or Inactive timers has been successfully changed.		R
21264	1	Remaining time before Auto-Log-Off	UINT16	0 to 60000	1 s			R
21265	1	Remaining time for login session before auto logoff due to inactivity	UINT16	0 to 60000	1 s		300	R
21266	1	Time allowed for login session before auto logoff	UINT16	0 to 60000	1 minute		0	R/W
21267	1	Inactivity time allowed within login session before auto logoff	UINT16	0 to 60000	1 s		300	R/W

Reg#	Size	Description	Format	Value Range	Unit of measure or resolution	Comments	Factory default value	Acc
General Programmable Settings Section								
Basic Setups Block								
30000	1	CT denominator	UINT16	1 or 5		Must be 1 or 5	1 for CL2 A, 5 for CL10 A	R/W
30001	1	CT numerator	UINT16	1 to 65535			1 for CL2 A, 5 for CL10 A	R/W
30002	1	PT denominator	UINT16	1 to 65535			120	R/W
30003	2	PT numerator	UINT32	1 to 99999999			120	R/W
30005	1	Averaging Method	UINT16	bitmapped		--iiii b---sss iiii = interval (5,15,30,60) b = 0=block or 1=rolling sss = # subintervals (1,2,3,4)	0b0000111100000001	R/W
30006	1	Power Format	UINT16	bitmapped		b15-b12: scaling; 0="no", 3=kilo, 6=mega, 8=auto b11-b10: decimals, (0-3), if b7=1 and scaling not auto b7: decimal point placement; 0=per data type; 1=per decimals count. Other bits don't care.	0b0110010010000000	R/W
30007	1	Hook-up mode	UINT16	0 to 3		0=3 element wye, 1 = 2 element delta 2 CTs, 3 = 2.5 element wye	0	R/W
30008	1	Daylight Saving On Rule	UINT16	bitmapped		hhhhwww-dddmmm applies only if daylight savings in User Settings Flags = on; specifies When to make changeover hhhhh = hour, 0-23 www = week, 1-4 for 1st - 4th, 5 for last ddd = day of week, 1-7 for Sun - Sat mmm = month, 1-12 Example: 2AM on the 4th Sunday of March hhhhh=2, www=4, ddd=1, mmm=3	0b0001001000010011	R/W
30009	1	Daylight Saving Off Rule	UINT16	bitmapped		hhhhwww-dddmmm applies only if daylight savings in User Settings Flags = on; specifies When to make changeover hhhhh = hour, 0-23 www = week, 1-4 for 1st - 4th, 5 for last ddd = day of week, 1-7 for Sun - Sat mmm = month, 1-12 Example: 2AM on the 4th Sunday of March hhhhh=2, www=4, ddd=1, mmm=3	0b0001000100011011	R/W
30010	1	Time Zone UTC offset	UINT16	bitmapped		z000 0000 hhhh hhmm mm = minute/15; 00=00, 01=15, 10=30, 11=45 hhhhh = hour; -23 to +23 z = Time Zone valid (0=no, 1=yes) i.e. register=0 indicates that time zone is not set While register=0x8000 indicates UTC offset = 0	0b1000000011101100	R/W

Reg#	Size	Description	Format	Value Range	Unit of measure or resolution	Comments	Factory default value	Acc
30011	1	Clock Sync Configuration	UINT16	bitmapped		0000 0000 mmmp pppe e = enable automatic clock sync (0=no, 1=yes) mmm = sync method (1=NTP, 4=Line, all other values=no sync) pppp = method-dependent paramter. NTP pppp=port performing synchronization (2-3 = COM3-COM4). Line pppp=expected frequency (0=60 Hz, 1=50 Hz)	0b0000000010000001	R/W
30013	1	User Settings 2	UINT16	bitmapped		b10: force 6 cycle energy/power processing; 1=yes; 0=no b9: suppress filtering on power readings; 1=yes; 0=no b8: suppress filtering on current and voltage readings; 1=yes; 0=no b7-b1: under range voltage cutoff, 0 to 12.7 % full scale in 0.1% steps. Vrms below this value is reported as 0. See note 12 for full scale information. Other bits don't care	0	R/W
30015	1	User Settings	UINT16	bitmapped		---t e--- ---d y--a e = enable ct pt compensation (0=Disabled, 1=Enabled). d = daylight saving time changes (0=off, 1=on) y = diagnostic events in system log (1=yes, 0=no) a = apparent power computation method (0=arithmetic sum, 1=vector sum) t = TOU Enable (0=Disabled, 1=Enabled)	0b0000000000010000	R/W
30016	1	Value for current bar-graph-LED full scale	UINT16	0 to 9999		Enter value. Valid if not zero and user settings b12=1 in reg #30134. See Note 12.	0	R/W
30017	8	Meter Designation	ASCII	16 char			serial number of the unit	R/W
30025	1	Communication Port 1 (COM1) setup	UINT16	bitmapped		b15,b14 = parity (must be set to 00-none), (b13,b12 = don't care) b11-b8 = reply delay (x 50 ms), (b7 = don't care) b6-b4 = reserved, must be set to 010 b3-b0 = baud rate (1-9600, 2-19200, 4-38400, 6-57600, 13=1200, 14=2400, 15=4800). Other combinations are invalid.	0b0000000000100001	R/W
30026	1	Communication Port 2 (COM2) setup	UINT16	bitmapped		b15,b14 = parity (0-none, 1-odd, 2-even), (b13,b12 = don't care) b11-b8 = reply delay (x 50 ms), (b7 = don't care) b6-b4 = protocol (1-Modbus RTU, 2-Modbus ASCII, 3-DNP) b3-b0 = baud rate (1-9600, 2-19200, 4-38400, 6-57600, 13=1200, 14=2400, 15=4800). Other combinations are invalid.	0b0000000000010110	R/W
30027	1	Meter address on COM2 for Modbus protocol	UINT16	1 to 247 (Modbus) 1 to 65519 (DNP)			1	R/W

Reg#	Size	Description	Format	Value Range	Unit of measure or resolution	Comments	Factory default value	Acc
30028	1	Meter address on COM1 for Modbus protocol	UINT16	1			1	R
30108	1	W loss due to iron When W positive	UINT16	0 to 9999	0.01%		0	R/W
30109	1	W loss due to copper When W positive	UINT16	0 to 99.99	0.01%		0	R/W
30110	1	VAR loss due to iron When W positive	UINT16	0 to 99.99	0.01%		0	R/W
30111	1	VAR loss due to copper When W positive	UINT16	0 to 99.99	0.01%		0	R/W
30112	1	W loss due to iron When W negative	UINT16	0 to 99.99	0.01%		0	R/W
30113	1	W loss due to copper When W negative	UINT16	0 to 99.99	0.01%		0	R/W
30114	1	VAR loss due to iron When W negative	UINT16	0 to 99.99	0.01%		0	R/W
30115	1	VAR loss due to copper When W negative	UINT16	0 to 99.99	0.01%		0	R/W
30116	1	transformer loss compensation user settings flag	UINT16	bitmapped		b15-b4: don't care b3: 0=disable, 1=enable compensation for losses due to copper b2: 0=disable, 1=enable compensation for losses due to iron, b1: 0=add, 1=subtract W compensation b0: 0=add, 1=subtract VAR compensation	0	R/W
30117	1	Watt and VA hour format	UINT16	bitmapped		z----nn -eee-ddd, z = add leading zeros(active 1) nn = number of energy digits (5-8 --> 0-3) eee = energy scale (0-unit, 3-kilo, 6-mega) ddd = energy digits after decimal point (0-6)	0b1000001100110000	R/W
30118	1	VAR hour format	UINT16	bitmapped		z----nn -eee-ddd, z = add leading zeros(active 1) nn = number of energy digits (5-8 --> 0-3) eee = energy scale (0-unit, 3-kilo, 6-mega) ddd = energy digits after decimal point (0-6)	0b1000001100110000	R/W
30119	1	Volt hour format	UINT16	bitmapped		z----nn -eee-ddd, z = add leading zeros(active 1) nn = number of energy digits (5-8 --> 0-3) eee = energy scale (0-unit, 3-kilo, 6-mega) ddd = energy digits after decimal point (0-6)	0b1000001100110000	R/W
30120	1	Ampere hour format	UINT16	bitmapped		z----nn -eee-ddd, z = add leading zeros(active 1) nn = number of energy digits (5-8 --> 0-3) eee = energy scale (0-unit, 3-kilo, 6-mega) ddd = energy digits after decimal point (0-6)	0b1000001100110000	R/W
30121	2	Wh pulse factor	UINT31	0.00001 to 9.99999	0.00001 kWh/p	per pulse value	1.8	R/W
30123	2	VARh pulse factor	UINT32	0.00001 to 9.99999	0.00001 kVARh/p	per pulse value	1.8	R/W
30125	2	VAh pulse factor	UINT32	0.00001 to 9.99999	0.00001 kVAh/p	per pulse value	1.8	R/W
30127	2	Volt hour pulse factor	UINT32	0.00001 to 9.99999	0.00001 kWh/p	per pulse value	1.8	R/W
30129	2	Amp hour pulse factor	UINT32	0.00001 to 9.99999	0.00001 kAh/p	per pulse value	1.8	R/W
30133	1	Readings display enables	UINT16	bitmapped		active 1, b15-b9 don't care. b0: V L-N b1: V L-L b2: Current(I); default screen when all bits are zero b3: W/VAR/PF b4: VA/Hz b5: Wh b6: VARh b7: VAh b8: no PF when b3=1.	0b0000000011111111	

Reg#	Size	Description	Format	Value Range	Unit of measure or resolution	Comments	Factory default value	Acc
30134	1	Display format settings	UINT16	bitmapped		b15-b14: voltage display decimals. If b13=1; 0=(0-9999V) 1=(100.0kV-999.9 kV) 2=(10.00kV-99.99 kV) 3=(0kV-9.999 kV) b13: scaling for voltage(V) display; 0=auto; 1=as per b15-b14 b12: current(I) bar-graph-LED full scale; 1=from reg. #30016; 0=from CT secondary b10: scaling for current(I) display; 0=auto; 1=no decimals b9-b8: phases for voltage(V), current(I) display; 0,3=ABC; 2=AB, 1=A b7: auto scroll; 0=on; 1=off b6: W, Wh direction labeling; 0=(Q1+Q4)delivered,(Q2+Q3)received 1=(Q1+Q4)received,(Q2+Q3)delivered b5: VAR, VARh direction labeling; 0=(Q1+Q2)delivered,(Q3+Q4)received 1=(Q1+Q2)received,(Q3+Q4)delivered b4: VA, VAh direction labeling; 0=(Q1+Q4)delivered,(Q2+Q3)received 1=(Q1+Q4)received,(Q2+Q3)delivered b3: display secondary voltage; 1=yes, 0=no All other bits should be programmed 0!	0b0000000010000000	R/W
30136	1	Q Hour format	UINT16	bitmapped		z----nn -eee-ddd, z = add leading zeros(active 1) nn = number of energy digits (5-8 --> 0-3) eee = energy scale (0-unit, 3-kilo, 6-mega) ddd = energy digits after decimal point (0-6)	0b1000001100110000	R/W
30137	2	Q hour pulse factor	UINT32	0.00001 to 9.99999	0.00001 kWh/p	per pulse value	1.8	R/W
30139	1	Cumulative and continuous cumulative demand format	UINT16	bitmapped		b15: 1=enable leading zeros b9-b8: total number of digits; values: 0-3 to digits: 5-8 b6-b4: scaling; 0=unit., 3=kilo, 6=mega b0: decimals; 0 or 1 digit b14-b10, b7, b3-b1: reserved	0b1000001100110000	R/W
30152	1	Cold Load Configuration	UINT16	bitmapped		-----aovp p : Apply delay in case of Meter Aux power loss if this bit is set. v : Apply delay in case of Meter potential voltage dropout if this bit is set. o : if v is 1, apply delay if any Meter potential voltage drops out if this bit is set. a : if v is 1, apply delay only if all Meter potential voltages drop out if this bit is set.	0	R/W
30153	1	Demand forgiveness (deferral) interval	UINT16	0 to 65535	1 s		0	R/W
30154	1	Minimum loss of service time for cold load	UINT16	0 to 65535	1 s	minimum loss of service interval for demand deferral to be activated	0	R/W

Reg#	Size	Description	Format	Value Range	Unit of measure or resolution	Comments	Factory default value	Acc
30155	1	Maximum allowed short term service-on time	UINT16	0 to 65535	1 s	maximum allowed short term service-on time interval during service loss for device to be considered as back to normal condition	0	R/W
30156	1	Voltage A-N threshold (wye/2.5ele wye) Voltage A-B threshold (Delta) (secondary)	UINT16	0 to 65535	0.01 V	voltage a-n threshold (wye/2.5ele wye) /voltage a-b threshold (delta) er Delta	0	R/W
30157	1	Voltage B-N threshold (wye/2.5ele wye) Voltage A-B threshold (Delta) (secondary)	UINT16	0 to 65535	0.01 V	voltage b-n threshold (wye/2.5ele wye) /voltage a-b threshold (delta) er Delta	0	R/W
30158	1	Voltage C-N threshold (wye/2.5ele wye) /Voltage A-B threshold (Delta) (secondary)	UINT16	0 to 65535	0.01 V	voltage c-n threshold (wye/2.5ele wye) /voltage a-b threshold (delta) er Delta	0	R/W
30159	1	Test Mode timeout	UINT16	1 to 600	minute	Test Mode auto exit time out	5	R/W
30182	1	TDD Current reference value	UINT16	1 to 65535			5	R/W
30183	1	Programmable Settings Update Counter	UINT16	0 to 65535		Increments each time programmable settings are changed; occurs When new checksum is calculated.	It is a counter	R/W
30296	1	Power and energy settings	UINT16	bitmapped		<p>----- dcba-pww</p> <p>Where:</p> <p>w :</p> <p>0 W/Wh sign is positive in Quadrant 1,4 ,(1+4) , W/Wh sign is negative in Quadrant 2,3, (2+3)</p> <p>1 W/Wh sign is Negative in Quadrant 1,4 ,(1+4) , W/Wh sign is positive in Quadrant 2,3, (2+3)</p> <p>v :</p> <p>0 VAR/VARh sign is positive in Quadrant 1,2,(1+2) , VAR/VARh sign is negative in Quadrant 3,4,(3+4)</p> <p>1 VAR/VARh sign is negative in Quadrant 1,2,(1+2) , VAR/VARh sign is positive in Quadrant 3,4,(3+4)</p> <p>p :</p> <p>0 PF sign is positive in Quadrant 1,4 ,(1+4) , PF sign is negative in Quadrant 2,3, (2+3)</p> <p>1 PF sign is Negative in Quadrant 1,4 ,(1+4) , PF sign is positive in Quadrant 2,3, (2+3)</p> <p>a :</p> <p>0 current phase is lagging in Quadrant 1</p> <p>1 current phase is leading in Quadrant 1</p> <p>b :</p> <p>0 current phase is lagging in Quadrant 2</p> <p>1 current phase is leading in Quadrant 2</p> <p>c :</p> <p>0 current phase is lagging in Quadrant 3</p> <p>1 current phase is leading in Quadrant 3</p> <p>d :</p> <p>0 current phase is lagging in Quadrant 4</p> <p>1 current phase is leading in Quadrant 4</p>	0b0000 0000 0110 0000	R/W
30297	8	W,Wh(Q1+Q4) direction	ASCII	16 char			Delivered	R
30305	8	W,Wh(Q2+Q3) direction	ASCII	16 char			Received	R
30313	8	VAR,VARh(Q1+Q2) direction	ASCII	16 char			Delivered	R
30321	8	VAR,VARh(Q3+Q4) direction	ASCII	16 char			Received	R
30329	8	VA,VAh(Q1+Q4) direction	ASCII	16 char			Delivered	R
30337	8	VA,VAh(Q2+Q3) direction	ASCII	16 char			Received	R
30345	1	Limit #1 Identifier	UINT16			use Modbus address as the identifier (see notes 7, 11, 12)	0x03E7	R/W
30346	1	Limit #1 Out High Set point	SINT16	-200.0 to +200.0	0.1% of full scale	Setpoint for the "above" limit (LM1), see notes 11-12.	0x04B0	R/W

Reg#	Size	Description	Format	Value Range	Unit of measure or resolution	Comments	Factory default value	Acc
30347	1	Limit #1 In High Threshold	SINT16	-200.0 to +200.0	0.1% of full scale	Threshold at Which "above" limit clears; normally less than or equal to the "above" setpoint; see notes 11-12.	0x044C	R/W
30348	1	Limit #1 Out Low Set point	SINT16	-200.0 to +200.0	0.1% of full scale	Setpoint for the "below" limit (LM2), see notes 11-12.	0x0320	R/W
30349	1	Limit #1 In Low Threshold	SINT16	-200.0 to +200.0	0.1% of full scale	Threshold at Which "below" limit clears; normally greater than or equal to the "below" setpoint; see notes 11-12.	0x0384	R/W
30350	1	Limit #2 Identifier	SINT16			use Modbus address as the identifier (see notes 7, 11, 12)	0x03E9	R/W
30351	1	Limit #2 Out High Set point	SINT16	-200.0 to +200.0	0.1% of full scale	Setpoint for the "above" limit (LM1), see notes 11-12.	0x04B0	R/W
30352	1	Limit #2 In High Threshold	SINT16	-200.0 to +200.0	0.1% of full scale	Threshold at Which "above" limit clears; normally less than or equal to the "above" setpoint; see notes 11-12.	0x044C	R/W
30353	1	Limit #2 Out Low Set point	SINT16	-200.0 to +200.0	0.1% of full scale	Setpoint for the "below" limit (LM2), see notes 11-12.	0x0320	R/W
30354	1	Limit #2 In Low Threshold	SINT16	-200.0 to +200.0	0.1% of full scale	Threshold at Which "below" limit clears; normally greater than or equal to the "below" setpoint; see notes 11-12.	0x0384	R/W
30355	1	Limit #3 Identifier	SINT16			use Modbus address as the identifier (see notes 7, 11, 12)	0x03EB	R/W
30356	1	Limit #3 Out High Set point	SINT16	-200.0 to +200.0	0.1% of full scale	Setpoint for the "above" limit (LM1), see notes 11-12.	0x04B0	R/W
30357	1	Limit #3 In High Threshold	SINT16	-200.0 to +200.0	0.1% of full scale	Threshold at Which "above" limit clears; normally less than or equal to the "above" setpoint; see notes 11-12.	0x044C	R/W
30358	1	Limit #3 Out Low Set point	SINT16	-200.0 to +200.0	0.1% of full scale	Setpoint for the "below" limit (LM2), see notes 11-12.	0x0320	R/W
30359	1	Limit #3 In Low Threshold	SINT16	-200.0 to +200.0	0.1% of full scale	Threshold at Which "below" limit clears; normally greater than or equal to the "below" setpoint; see notes 11-12.	0x0384	R/W
30360	1	Limit #4 Identifier	SINT16			use Modbus address as the identifier (see notes 7, 11, 12)	0x03F3	R/W
30361	1	Limit #4 Out High Set point	SINT16	-200.0 to +200.0	0.1% of full scale	Setpoint for the "above" limit (LM1), see notes 11-12.	0x07D0	R/W
30362	1	Limit #4 In High Threshold	SINT16	-200.0 to +200.0	0.1% of full scale	Threshold at Which "above" limit clears; normally less than or equal to the "above" setpoint; see notes 11-12.	0x076C	R/W
30363	1	Limit #4 Out Low Set point	SINT16	-200.0 to +200.0	0.1% of full scale	Setpoint for the "below" limit (LM2), see notes 11-12.	0x0320	R/W
30364	1	Limit #4 In Low Threshold	SINT16	-200.0 to +200.0	0.1% of full scale	Threshold at Which "below" limit clears; normally greater than or equal to the "below" setpoint; see notes 11-12.	0x0384	R/W
30365	1	Limit #5 Identifier	SINT16			use Modbus address as the identifier (see notes 7, 11, 12)	0x03F5	R/W
30366	1	Limit #5 Out High Set point	SINT16	-200.0 to +200.0	0.1% of full scale	Setpoint for the "above" limit (LM1), see notes 11-12.	0x07D0	R/W
30367	1	Limit #5 In High Threshold	SINT16	-200.0 to +200.0	0.1% of full scale	Threshold at Which "above" limit clears; normally less than or equal to the "above" setpoint; see notes 11-12.	0x076C	R/W
30368	1	Limit #5 Out Low Set point	SINT16	-200.0 to +200.0	0.1% of full scale	Setpoint for the "below" limit (LM2), see notes 11-12.	0x0320	R/W
30369	1	Limit #5 In Low Threshold	SINT16	-200.0 to +200.0	0.1% of full scale	Threshold at Which "below" limit clears; normally greater than or equal to the "below" setpoint; see notes 11-12.	0x0384	R/W
30370	1	Limit #6 Identifier	SINT16			use Modbus address as the identifier (see notes 7, 11, 12)	0x03F7	R/W
30371	1	Limit #6 Out High Set point	SINT16	-200.0 to +200.0	0.1% of full scale	Setpoint for the "above" limit (LM1), see notes 11-12.	0x07D0	R/W
30372	1	Limit #6 In High Threshold	SINT16	-200.0 to +200.0	0.1% of full scale	Threshold at Which "above" limit clears; normally less than or equal to the "above" setpoint; see notes 11-12.	0x076C	R/W

Reg#	Size	Description	Format	Value Range	Unit of measure or resolution	Comments	Factory default value	Acc
30373	1	Limit #6 Out Low Set point	SINT16	-200.0 to +200.0	0.1% of full scale	Setpoint for the "below" limit (LM2), see notes 11-12.	0x0320	R/W
30374	1	Limit #6 In Low Threshold	SINT16	-200.0 to +200.0	0.1% of full scale	Threshold at Which "below" limit clears; normally greater than or equal to the "below" setpoint; see notes 11-12.	0x0384	R/W
30375	1	Limit #7 Identifier	SINT16			use Modbus address as the identifier (see notes 7, 11, 12)	0x0401	R/W
30376	1	Limit #7 Out High Set point	SINT16	-200.0 to +200.0	0.1% of full scale	Setpoint for the "above" limit (LM1), see notes 11-12.	0x03FC	R/W
30377	1	Limit #7 In High Threshold	SINT16	-200.0 to +200.0	0.1% of full scale	Threshold at Which "above" limit clears; normally less than or equal to the "above" setpoint; see notes 11-12.	0x03FC	R/W
30378	1	Limit #7 Out Low Set point	SINT16	-200.0 to +200.0	0.1% of full scale	Setpoint for the "below" limit (LM2), see notes 11-12.	0x03D4	R/W
30379	1	Limit #7 In Low Threshold	SINT16	-200.0 to +200.0	0.1% of full scale	Threshold at Which "below" limit clears; normally greater than or equal to the "below" setpoint; see notes 11-12.	0x03D4	R/W
30380	1	Limit #8 Identifier	SINT16			use Modbus address as the identifier (see notes 7, 11, 12)	0	R/W
30381	1	Limit #8 Out High Set point	SINT16	-200.0 to +200.0	0.1% of full scale	Setpoint for the "above" limit (LM1), see notes 11-12.	0	R/W
30382	1	Limit #8 In High Threshold	SINT16	-200.0 to +200.0	0.1% of full scale	Threshold at Which "above" limit clears; normally less than or equal to the "above" setpoint; see notes 11-12.	0	R/W
30383	1	Limit #8 Out Low Set point	SINT16	-200.0 to +200.0	0.1% of full scale	Setpoint for the "below" limit (LM2), see notes 11-12.	0	R/W
30384	1	Limit #8 In Low Threshold	SINT16	-200.0 to +200.0	0.1% of full scale	Threshold at Which "below" limit clears; normally greater than or equal to the "below" setpoint; see notes 11-12.	0	R/W
30385	1	Limit #9 Identifier	SINT16			use Modbus address as the identifier (see notes 7, 11, 12)	0	R/W
30386	1	Limit #9 Out High Set point	SINT16	-200.0 to +200.0	0.1% of full scale	Setpoint for the "above" limit (LM1), see notes 11-12.	0	R/W
30387	1	Limit #9 In High Threshold	SINT16	-200.0 to +200.0	0.1% of full scale	Threshold at Which "above" limit clears; normally less than or equal to the "above" setpoint; see notes 11-12.	0	R/W
30388	1	Limit #9 Out Low Set point	SINT16	-200.0 to +200.0	0.1% of full scale	Setpoint for the "below" limit (LM2), see notes 11-12.	0	R/W
30389	1	Limit #9 In Low Threshold	SINT16	-200.0 to +200.0	0.1% of full scale	Threshold at Which "below" limit clears; normally greater than or equal to the "below" setpoint; see notes 11-12.	0	R/W
30390	1	Limit #10 Identifier	SINT16			use Modbus address as the identifier (see notes 7, 11, 12)	0	R/W
30391	1	Limit #10 Out High Set point	SINT16	-200.0 to +200.0	0.1% of full scale	Setpoint for the "above" limit (LM1), see notes 11-12.	0	R/W
30392	1	Limit #10 In High Threshold	SINT16	-200.0 to +200.0	0.1% of full scale	Threshold at Which "above" limit clears; normally less than or equal to the "above" setpoint; see notes 11-12.	0	R/W
30393	1	Limit #10 Out Low Set point	SINT16	-200.0 to +200.0	0.1% of full scale	Setpoint for the "below" limit (LM2), see notes 11-12.	0	R/W
30394	1	Limit #10 In Low Threshold	SINT16	-200.0 to +200.0	0.1% of full scale	Threshold at Which "below" limit clears; normally greater than or equal to the "below" setpoint; see notes 11-12.	0	R/W
30395	1	Limit #11 Identifier	SINT16			use Modbus address as the identifier (see notes 7, 11, 12)	0	R/W
30396	1	Limit #11 Out High Set point	SINT16	-200.0 to +200.0	0.1% of full scale	Setpoint for the "above" limit (LM1), see notes 11-12.	0	R/W
30397	1	Limit #11 In High Threshold	SINT16	-200.0 to +200.0	0.1% of full scale	Threshold at Which "above" limit clears; normally less than or equal to the "above" setpoint; see notes 11-12.	0	R/W

Reg#	Size	Description	Format	Value Range	Unit of measure or resolution	Comments	Factory default value	Acc
30398	1	Limit #11 Out Low Set point	SINT16	-200.0 to +200.0	0.1% of full scale	Setpoint for the "below" limit (LM2), see notes 11-12.	0	R/W
30399	1	Limit #11 In Low Threshold	SINT16	-200.0 to +200.0	0.1% of full scale	Threshold at Which "below" limit clears; normally greater than or equal to the "below" setpoint; see notes 11-12.	0	R/W
30400	1	Limit #12 Identifier	SINT16			use Modbus address as the identifier (see notes 7, 11, 12)	0	R/W
30401	1	Limit #12 Out High Set point	SINT16	-200.0 to +200.0	0.1% of full scale	Setpoint for the "above" limit (LM1), see notes 11-12.	0	R/W
30402	1	Limit #12 In High Threshold	SINT16	-200.0 to +200.0	0.1% of full scale	Threshold at Which "above" limit clears; normally less than or equal to the "above" setpoint; see notes 11-12.	0	R/W
30403	1	Limit #12 Out Low Set point	SINT16	-200.0 to +200.0	0.1% of full scale	Setpoint for the "below" limit (LM2), see notes 11-12.	0	R/W
30404	1	Limit #12 In Low Threshold	SINT16	-200.0 to +200.0	0.1% of full scale	Threshold at Which "below" limit clears; normally greater than or equal to the "below" setpoint; see notes 11-12.	0	R/W
30405	1	Limit #13 Identifier	SINT16			use Modbus address as the identifier (see notes 7, 11, 12)	0	R/W
30406	1	Limit #13 Out High Set point	SINT16	-200.0 to +200.0	0.1% of full scale	Setpoint for the "above" limit (LM1), see notes 11-12.	0	R/W
30407	1	Limit #13 In High Threshold	SINT16	-200.0 to +200.0	0.1% of full scale	Threshold at Which "above" limit clears; normally less than or equal to the "above" setpoint; see notes 11-12.	0	R/W
30408	1	Limit #13 Out Low Set point	SINT16	-200.0 to +200.0	0.1% of full scale	Setpoint for the "below" limit (LM2), see notes 11-12.	0	R/W
30409	1	Limit #13 In Low Threshold	SINT16	-200.0 to +200.0	0.1% of full scale	Threshold at Which "below" limit clears; normally greater than or equal to the "below" setpoint; see notes 11-12.	0	R/W
30410	1	Limit #14 Identifier	SINT16			use Modbus address as the identifier (see notes 7, 11, 12)	0	R/W
30411	1	Limit #14 Out High Set point	SINT16	-200.0 to +200.0	0.1% of full scale	Setpoint for the "above" limit (LM1), see notes 11-12.	0	R/W
30412	1	Limit #14 In High Threshold	SINT16	-200.0 to +200.0	0.1% of full scale	Threshold at Which "above" limit clears; normally less than or equal to the "above" setpoint; see notes 11-12.	0	R/W
30413	1	Limit #14 Out Low Set point	SINT16	-200.0 to +200.0	0.1% of full scale	Setpoint for the "below" limit (LM2), see notes 11-12.	0	R/W
30414	1	Limit #14 In Low Threshold	SINT16	-200.0 to +200.0	0.1% of full scale	Threshold at Which "below" limit clears; normally greater than or equal to the "below" setpoint; see notes 11-12.	0	R/W
30415	1	Limit #15 Identifier	SINT16			use Modbus address as the identifier (see notes 7, 11, 12)	0	R/W
30416	1	Limit #15 Out High Set point	SINT16	-200.0 to +200.0	0.1% of full scale	Setpoint for the "above" limit (LM1), see notes 11-12.	0	R/W
30417	1	Limit #15 In High Threshold	SINT16	-200.0 to +200.0	0.1% of full scale	Threshold at Which "above" limit clears; normally less than or equal to the "above" setpoint; see notes 11-12.	0	R/W
30418	1	Limit #15 Out Low Set point	SINT16	-200.0 to +200.0	0.1% of full scale	Setpoint for the "below" limit (LM2), see notes 11-12.	0	R/W
30419	1	Limit #15 In Low Threshold	SINT16	-200.0 to +200.0	0.1% of full scale	Threshold at Which "below" limit clears; normally greater than or equal to the "below" setpoint; see notes 11-12.	0	R/W
30420	1	Limit #16 Identifier	SINT16			use Modbus address as the identifier (see notes 7, 11, 12)	0	R/W
30421	1	Limit #16 Out High Set point	SINT16	-200.0 to +200.0	0.1% of full scale	Setpoint for the "above" limit (LM1), see notes 11-12.	0	R/W
30422	1	Limit #16 In High Threshold	SINT16	-200.0 to +200.0	0.1% of full scale	Threshold at Which "above" limit clears; normally less than or equal to the "above" setpoint; see notes 11-12.	0	R/W
30423	1	Limit #16 Out Low Set point	SINT16	-200.0 to +200.0	0.1% of full scale	Setpoint for the "below" limit (LM2), see notes 11-12.	0	R/W
30424	1	Limit #16 In Low Threshold	SINT16	-200.0 to +200.0	0.1% of full scale	Threshold at Which "below" limit clears; normally greater than or equal to the "below" setpoint; see notes 11-12.	0	R/W
30489	64	Memo Field	UINT16			User field to store whatever data they wish into non-volatile memory	0	R/W

Reg#	Size	Description	Format	Value Range	Unit of measure or resolution	Comments	Factory default value	Acc
CT/PT compensation factors for computation								
30553	1	PT - A ratio compensation @ 69V	SINT16	-15 to 15	0.01%		0	R/W
30554	1	PT - A ratio compensation @ 120V	SINT16	-15 to 15	0.01%		0	R/W
30555	1	PT - A ratio compensation @ 230V	SINT16	-15 to 15	0.01%		0	R/W
30556	1	PT - A ratio compensation @ 480V	SINT16	-15 to 15	0.01%		0	R/W
30557	1	PT - B ratio compensation @ 69V	SINT16	-15 to 15	0.01%		0	R/W
30558	1	PT - B ratio compensation @ 120V	SINT16	-15 to 15	0.01%		0	R/W
30559	1	PT - B ratio compensation @ 230V	SINT16	-15 to 15	0.01%		0	R/W
30560	1	PT - B ratio compensation @ 480V	SINT16	-15 to 15	0.01%		0	R/W
30561	1	PT - C ratio compensation @ 69V	SINT16	-15 to 15	0.01%		0	R/W
30562	1	PT - C ratio compensation @ 120V	SINT16	-15 to 15	0.01%		0	R/W
30563	1	PT - C ratio compensation @ 230V	SINT16	-15 to 15	0.01%		0	R/W
30564	1	PT - C ratio compensation @ 480V	SINT16	-15 to 15	0.01%		0	R/W
30565	1	CT - A ratio compensation @ 0.025A(0.0025A)	SINT16	-15 to 15	0.01%	CL20(CL2)	0	R/W
30566	1	CT - A ratio compensation @ 0.25A(0.025A)	SINT16	-15 to 15	0.01%	CL20(CL2)	0	R/W
30567	1	CT - A ratio compensation @ 0.5A(0.05A)	SINT16	-15 to 15	0.01%	CL20(CL2)	0	R/W
30568	1	CT - A ratio compensation @ 1A(0.1A)	SINT16	-15 to 15	0.01%	CL20(CL2)	0	R/W
30569	1	CT - A ratio compensation @ 5A(0.5A)	SINT16	-15 to 15	0.01%	CL20(CL2)	0	R/W
30570	1	CT - A ratio compensation @ 10A(1A)	SINT16	-15 to 15	0.01%	CL20(CL2)	0	R/W
30571	1	CT - B ratio compensation @ 0.025A(0.0025A)	SINT16	-15 to 15	0.01%	CL20(CL2)	0	R/W
30572	1	CT - B ratio compensation @ 0.25A(0.025A)	SINT16	-15 to 15	0.01%	CL20(CL2)	0	R/W
30573	1	CT - B ratio compensation @ 0.5A(0.05A)	SINT16	-15 to 15	0.01%	CL20(CL2)	0	R/W
30574	1	CT - B ratio compensation @ 1A(0.1A)	SINT16	-15 to 15	0.01%	CL20(CL2)	0	R/W
30575	1	CT - B ratio compensation @ 5A(0.5A)	SINT16	-15 to 15	0.01%	CL20(CL2)	0	R/W
30576	1	CT - B ratio compensation @ 10A(1A)	SINT16	-15 to 15	0.01%	CL20(CL2)	0	R/W
30577	1	CT - C ratio compensation @ 0.025A(0.0025A)	SINT16	-15 to 15	0.01%	CL20(CL2)	0	R/W
30578	1	CT - C ratio compensation @ 0.25A(0.025A)	SINT16	-15 to 15	0.01%	CL20(CL2)	0	R/W
30579	1	CT - C ratio compensation @ 0.5A(0.05A)	SINT16	-15 to 15	0.01%	CL20(CL2)	0	R/W
30580	1	CT - C ratio compensation @ 1A(0.1A)	SINT16	-15 to 15	0.01%	CL20(CL2)	0	R/W
30581	1	CT - C ratio compensation @ 5A(0.5A)	SINT16	-15 to 15	0.01%	CL20(CL2)	0	R/W
30582	1	CT - C ratio compensation @ 10A(1A)	SINT16	-15 to 15	0.01%	CL20(CL2)	0	R/W

Reg#	Size	Description	Format	Value Range	Unit of measure or resolution	Comments	Factory default value	Acc
30583	1	CT - A phase compensation @ 0.025A(0.0025A)	SINT16	-5000 to 5000	12 ns	CL20(CL2)	0	R/W
30584	1	CT - A phase compensation @ 0.25A(0.025A)	SINT16	-5000 to 5000	12 ns	CL20(CL2)	0	R/W
30585	1	CT - A phase compensation @ 0.5A(0.05A)	SINT16	-5000 to 5000	12 ns	CL20(CL2)	0	R/W
30586	1	CT - A phase compensation @ 1A(0.1A)	SINT16	-5000 to 5000	12 ns	CL20(CL2)	0	R/W
30587	1	CT - A phase compensation @ 5A(0.5A)	SINT16	-5000 to 5000	12 ns	CL20(CL2)	0	R/W
30588	1	CT - A phase compensation @ 10A(1A)	SINT16	-5000 to 5000	12 ns	CL20(CL2)	0	R/W
30589	1	CT - B phase compensation @ 0.025A(0.0025A)	SINT16	-5000 to 5000	12 ns	CL20(CL2)	0	R/W
30590	1	CT - B phase compensation @ 0.25A(0.025A)	SINT16	-5000 to 5000	12 ns	CL20(CL2)	0	R/W
30591	1	CT - B phase compensation @ 0.5A(0.05A)	SINT16	-5000 to 5000	12 ns	CL20(CL2)	0	R/W
30592	1	CT - B phase compensation @ 1A(0.1A)	SINT16	-5000 to 5000	12 ns	CL20(CL2)	0	R/W
30593	1	CT - B phase compensation @ 5A(0.5A)	SINT16	-5000 to 5000	12 ns	CL20(CL2)	0	R/W
30594	1	CT - B phase compensation @ 10A(1A)	SINT16	-5000 to 5000	12 ns	CL20(CL2)	0	R/W
30595	1	CT - C phase compensation @ 0.025A(0.0025A)	SINT16	-5000 to 5000	12 ns	CL20(CL2)	0	R/W
30596	1	CT - C phase compensation @ 0.25A(0.025A)	SINT16	-5000 to 5000	12 ns	CL20(CL2)	0	R/W
30597	1	CT - C phase compensation @ 0.5A(0.05A)	SINT16	-5000 to 5000	12 ns	CL20(CL2)	0	R/W
30598	1	CT - C phase compensation @ 1A(0.1A)	SINT16	-5000 to 5000	12 ns	CL20(CL2)	0	R/W
30599	1	CT - C phase compensation @ 5A(0.5A)	SINT16	-5000 to 5000	12 ns	CL20(CL2)	0	R/W
30600	1	CT - C phase compensation @ 10A(1A)	SINT16	-5000 to 5000	12 ns	CL20(CL2)	0	R/W
30601	1	PT - A phase compensation @ 69V	SINT16	-5000 to 5000	12 ns	CL20(CL2)	0	R/W
30602	1	PT - A phase compensation @ 120V	SINT16	-5000 to 5000	12 ns	CL20(CL2)	0	R/W
30603	1	PT - A phase compensation @ 230V	SINT16	-5000 to 5000	12 ns	CL20(CL2)	0	R/W
30604	1	PT - A phase compensation @ 480V	SINT16	-5000 to 5000	12 ns	CL20(CL2)	0	R/W
30605	1	PT - B phase compensation @ 69V	SINT16	-5000 to 5000	12 ns	CL20(CL2)	0	R/W
30606	1	PT - B phase compensation @ 120V	SINT16	-5000 to 5000	12 ns	CL20(CL2)	0	R/W
30607	1	PT - B phase compensation @ 230V	SINT16	-5000 to 5000	12 ns	CL20(CL2)	0	R/W
30608	1	PT - B phase compensation @ 480V	SINT16	-5000 to 5000	12 ns	CL20(CL2)	0	R/W
30609	1	PT - C phase compensation @ 69V	SINT16	-5000 to 5000	12 ns	CL20(CL2)	0	R/W
30610	1	PT - C phase compensation @ 120V	SINT16	-5000 to 5000	12 ns	CL20(CL2)	0	R/W
30611	1	PT - C phase compensation @ 230V	SINT16	-5000 to 5000	12 ns	CL20(CL2)	0	R/W
30612	1	PT - C phase compensation @ 480V	SINT16	-5000 to 5000	12 ns	CL20(CL2)	0	R/W

Reg#	Size	Description	Format	Value Range	Unit of measure or resolution	Comments	Factory default value	Acc
CT/PT compensation factor storage (Note 5)								
30613	4	A phase PT compensation @V1, V2,V3, V4 (% error)	SINT16	-15 to 15	0.01%	Voltage levels V1,V2,V3,V4 can be obtained from registers 0x77DC - 0x77DF	0	R/W
30617	4	B phase PT compensation @V1, V2,V3, V4 (% error)	SINT16	-15 to 15	0.01%	Voltage levels V1,V2,V3,V4 can be obtained from registers 0x77E0 - 0x77E3	0	R/W
30621	4	C phase PT compensation@V1, V2,V3, V4 (% error)	SINT16	-15 to 15	0.01%	Voltage levels V1,V2,V3,V4 can be obtained from registers 0x77E4 - 0x77E7	0	R/W
30625	8	A phase CT compensation @ c1, c2, c3, c4,c5,c6,c7,c8 (% error)	SINT16	-15 to 15	0.01%	Current levels c1,c2,c3,c4,c5,c6,c7,c8 can be obtained from registers 0x77E8 - 0x77EF	0	R/W
30633	8	B phase CT compensation @ c1, c2, c3, c4,c5,c6,c7,c8 (% error)	SINT16	-15 to 15	0.01%	Current levels c1,c2,c3,c4,c5,c6,c7,c8 can be obtained from registers 0x77F0 - 0x77F7	0	R/W
30641	8	C phase CT compensation @ c1, c2, c3, c4,c5,c6,c7,c8 (% error)	SINT16	-15 to 15	0.01%	Current levels c1,c2,c3,c4,c5,c6,c7,c8 can be obtained from registers 0x77F8 - 0x77FF	0	R/W
30649	8	A phase PF compensation @ c1, c2, c3, c4,c5,c6,c7,c8	SINT16	-5000 to 5000	12 ns	Current levels c1,c2,c3,c4,c5,c6,c7,c8 can be obtained from registers 0x77E8 - 0x77EF	0	R/W
30657	8	B phase PF compensation @ c1, c2, c3, c4,c5,c6,c7,c8	SINT16	-5000 to 5000	12 ns	Current levels c1,c2,c3,c4,c5,c6,c7,c8 can be obtained from registers 0x77F0 - 0x77F7	0	R/W
30665	8	C phase PF compensation @ c1, c2, c3, c4,c5,c6,c7,c8	SINT16	-5000 to 5000	12 ns	Current levels c1,c2,c3,c4,c5,c6,c7,c8 can be obtained from registers 0x77F8 - 0x77FF	0	R/W
30673	4	A phase PF compensation @V1, V2,V3, V4	SINT16	-5000 to 5000	12 ns	Voltage levels V1,V2,V3,V4 can be obtained from registers 0x77DC - 0x77DF	0	R/W
30677	4	B phase PF compensation @V1, V2,V3, V4	SINT16	-5000 to 5000	12 ns	Voltage levels V1,V2,V3,V4 can be obtained from registers 0x77E0 - 0x77E3	0	R/W
30681	4	C phase PF compensation @V1, V2,V3, V4	SINT16	-5000 to 5000	12 ns	Voltage levels V1,V2,V3,V4 can be obtained from registers 0x77E4 - 0x77E7	0	R/W
30685	4	A phase Voltage Levels (V1,V2,V3,V4)	UINT16	1 to 65535	0.01%	The voltage and current levels are saved in these registers in terms of percentage of the primary voltage Which can be obtained from the PT numerator registers(0x0752-0x0753) and primary current Which can be obtained from CT numerator register(0x7530) .	0	R/W
30689	4	B phase Voltage Levels (V1,V2,V3,V4)	UINT16	1 to 65535	0.01%		0	R/W
30693	4	C phase Voltage Levels (V1,V2,V3,V4)	UINT16	1 to 65535	0.01%		0	R/W
30697	8	A phase Current Levels (c1,c2,c3,c4,c5,c6,c7,c8)	UINT16	1 to 65535	0.01%		0	R/W
30705	8	B phase Current Levels (c1,c2,c3,c4,c5,c6,c7,c8)	UINT16	1 to 65535	0.01%		0	R/W
30713	8	C phase Current Levels (c1,c2,c3,c4,c5,c6,c7,c8)	UINT16	1 to 65535	0.01%		0	R/W

Reg#	Size	Description	Format	Value Range	Unit of measure or resolution	Comments	Factory default value	Acc
30721	1	Aggregator 1, Identifier for Register	UINT16	1 to 65535		Use Modbus address as the identifier (see note 7)		R/W
30722	1	Aggregator 2, Identifier for Register	UINT16	1 to 65535		Use Modbus address as the identifier (see note 7)		R/W
30723	1	Aggregator 3, Identifier for Register	UINT16	1 to 65535		Use Modbus address as the identifier (see note 7)		R/W
30724	1	Aggregator 4, Identifier for Register	UINT16	1 to 65535		Use Modbus address as the identifier (see note 7)		R/W
30725	1	Aggregator options for energy aggregation	UINT16	bitmapped		b15-b8: not used, must be 0 b7: apply energy to aggregator 4; 0=add, 1=subtract b6: apply energy to aggregator 4; 0=no, 1=yes b5: apply energy to aggregator 3; 0=add, 1=subtract b4: apply energy to aggregator 3; 0=no, 1=yes b3: apply energy to aggregator 2; 0=add, 1=subtract b2: apply energy to aggregator 2; 0=no, 1=yes b1: apply energy to aggregator 1; 0=add, 1=subtract b0: apply energy to aggregator 1; 0=no, 1=yes	b0000000000000000	R/W
30726	1	Aggregator 1 Input accumulator options	UINT16	bitmapped		Apply option card 2, input accumulator 4 to aggregator: b15: 0=add, 1=subtract; b14: 0=no, 1=yes Apply option card 2, input accumulator 3 to aggregator: b13: 0=add, 1=subtract; b12: 0=no, 1=yes Apply option card 2, input accumulator 2 to aggregator: b11: 0=add, 1=subtract; b10: 0=no, 1=yes Apply option card 2, input accumulator 1 to aggregator: b9: 0=add, 1=subtract; b8: 0=no, 1=yes Apply option card 1, input accumulator 4 to aggregator: b7: 0=add, 1=subtract; b6: 0=no, 1=yes Apply option card 1, input accumulator 3 to aggregator: b5: 0=add, 1=subtract; b4: 0=no, 1=yes Apply option card 1, input accumulator 2 to aggregator: b3: 0=add, 1=subtract; b2: 0=no, 1=yes Apply option card 1, input accumulator 1 to aggregator: b1: 0=add, 1=subtract; b0: 0=no, 1=yes	b0000000000000000	R/W

Reg#	Size	Description	Format	Value Range	Unit of measure or resolution	Comments	Factory default value	Acc
30727	1	Aggregator 2 Input accumulator options	UINT16	bitmapped		Apply option card 2, input accumulator 4 to aggregator: b15: 0=add, 1=subtract; b14: 0=no, 1=yes Apply option card 2, input accumulator 3 to aggregator: b13: 0=add, 1=subtract; b12: 0=no, 1=yes Apply option card 2, input accumulator 2 to aggregator: b11: 0=add, 1=subtract; b10: 0=no, 1=yes Apply option card 2, input accumulator 1 to aggregator: b9: 0=add, 1=subtract; b8: 0=no, 1=yes Apply option card 1, input accumulator 4 to aggregator: b7: 0=add, 1=subtract; b6: 0=no, 1=yes Apply option card 1, input accumulator 3 to aggregator: b5: 0=add, 1=subtract; b4: 0=no, 1=yes Apply option card 1, input accumulator 2 to aggregator: b3: 0=add, 1=subtract; b2: 0=no, 1=yes Apply option card 1, input accumulator 1 to aggregator: b1: 0=add, 1=subtract; b0: 0=no, 1=yes	b0000000000000000	R/W
30728	1	Aggregator 3 Input accumulator options	UINT16	bitmapped		Apply option card 2, input accumulator 4 to aggregator: b15: 0=add, 1=subtract; b14: 0=no, 1=yes Apply option card 2, input accumulator 3 to aggregator: b13: 0=add, 1=subtract; b12: 0=no, 1=yes Apply option card 2, input accumulator 2 to aggregator: b11: 0=add, 1=subtract; b10: 0=no, 1=yes Apply option card 2, input accumulator 1 to aggregator: b9: 0=add, 1=subtract; b8: 0=no, 1=yes Apply option card 1, input accumulator 4 to aggregator: b7: 0=add, 1=subtract; b6: 0=no, 1=yes Apply option card 1, input accumulator 3 to aggregator: b5: 0=add, 1=subtract; b4: 0=no, 1=yes Apply option card 1, input accumulator 2 to aggregator: b3: 0=add, 1=subtract; b2: 0=no, 1=yes Apply option card 1, input accumulator 1 to aggregator: b1: 0=add, 1=subtract; b0: 0=no, 1=yes	b0000000000000000	R/W

Reg#	Size	Description	Format	Value Range	Unit of measure or resolution	Comments	Factory default value	Acc
30729	1	Aggregator 4 Input accumulator options	UINT16	bitmapped		Apply option card 2, input accumulator 4 to aggregator: b15: 0=add, 1=subtract; b14: 0=no, 1=yes Apply option card 2, input accumulator 3 to aggregator: b13: 0=add, 1=subtract; b12: 0=no, 1=yes Apply option card 2, input accumulator 2 to aggregator: b11: 0=add, 1=subtract; b10: 0=no, 1=yes Apply option card 2, input accumulator 1 to aggregator: b9: 0=add, 1=subtract; b8: 0=no, 1=yes Apply option card 1, input accumulator 4 to aggregator: b7: 0=add, 1=subtract; b6: 0=no, 1=yes Apply option card 1, input accumulator 3 to aggregator: b5: 0=add, 1=subtract; b4: 0=no, 1=yes Apply option card 1, input accumulator 2 to aggregator: b3: 0=add, 1=subtract; b2: 0=no, 1=yes Apply option card 1, input accumulator 1 to aggregator: b1: 0=add, 1=subtract; b0: 0=no, 1=yes	b0000000000000000	R/W
30730	1	Aggregator 1 scaling and formatting	UINT16	bitmapped		b15: add leading zeros; 1=yes 0=no b9-b8: (0 to 3)=(5 to 8) energy integer digits b6-b4: 0=unit, 3=kilo, 6=mega b2-b0: (0 to 6)= energy decimal digits b14-b10,b7,b5: not used, must be 0	0b0000001100110001	R/W
30731	1	Aggregator 2 scaling and formatting	UINT16	bitmapped		b15: add leading zeros; 1=yes 0=no b9-b8: (0 to 3)=(5 to 8) energy integer digits b6-b4: 0=unit, 3=kilo, 6=mega b2-b0: (0 to 6)= energy decimal digits b14-b10,b7,b5: not used, must be 0	0b0000001100110001	R/W
30732	1	Aggregator 3 scaling and formatting	UINT16	bitmapped		b15: add leading zeros; 1=yes 0=no b9-b8: (0 to 3)=(5 to 8) energy integer digits b6-b4: 0=unit, 3=kilo, 6=mega b2-b0: (0 to 6)= energy decimal digits b14-b10,b7,b5: not used, must be 0	0b0000001100110001	R/W
30733	1	Aggregator 4 scaling and formatting	UINT16	bitmapped		b15: add leading zeros; 1=yes 0=no b9-b8: (0 to 3)=(5 to 8) energy integer digits b6-b4: 0=unit, 3=kilo, 6=mega b2-b0: (0 to 6)= energy decimal digits b14-b10,b7,b5: not used, must be 0	0b0000001100110001	R/W
30734	8	Aggregator 1 label	ASCII	16 char				R/W
30742	8	Aggregator 2 label	ASCII	16 char				R/W
30750	8	Aggregator 3 label	ASCII	16 char				R/W
30758	8	Aggregator 4 label	ASCII	16 char				R/W
30793	9	AEP code	ASCII	18 char		See AEP code details in the manual	filled by test software	R/W
30802	4	AEP expansion (Reserved)	ASCII	8 char			0	R/W
30806	16	Profile Name	ASCII	32 char			0	R/W

Reg#	Size	Description	Format	Value Range	Unit of measure or resolution	Comments	Factory default value	Acc
Programmable Settings for Option Card 1								
Option Card 1 Setups Block								
32000	1	Class ID of the Option Card 1 Settings	UINT16	bitmapped		b15-b8: reserved, do not change b7-b0: Class ID of the installed Card. See note 22.	0	R/W
Overlay #1 Settings Registers for any communication capable card, including network and analog output cards								
32001	1	Meter address for Modbus/DNP protocol	UINT16	1 to 247 (Modbus) 1 to 65519 (DNP)		Programmed to 0 when any Analog option board is installed. Not for DNP over Ethernet for meter firmware V. 0005 and above.	1	R/W
32002	1	Speed and format	UINT16	bitmapped		Bps: b14=57600; b13=38400; b12=19200; b11=14400; b10=9600 Stop bits: b7=0 one stop bit; b7=1 two stop bits Parity: b6=even; b5=odd; b4=none Data bits: b3=8; b2=7; b1=6; b0=5 b8,b9,b15 – reserved, don't change	No card installed: 0b0000000000000000 Network or fiber optic cards: 0b0100000000011000 Analog output cards: 0b0000010000011000	R/W
32004	1	Protocol	UINT16	bitmapped		-----ppp- ppp= 100 =DNP3; 010=Ascii Modbus; 001=Rtu Modbus Set to 0 When an analog board is installed.	0b0000000000000010	R/W
32005	1	Reply delay	UINT16	0 to 65535	1 ms	Delay to reply to a Modbus transaction after receiving it. Set to 0 When an analog board is installed	0	R/W
Overlay #1 Settings Registers for Digital I/O Relay Card								
32001	1	Input#1 - 2 bindings & logging enables	UINT16	bitmapped		----- 2222 1111 One nibble for each input. Assuming "abcc" as the bits in each nibble: "a": select this input for EOI (End Of Interval)pulse sensing. "b": log this input When pulse is detected "cc": Input event trigger mode - Contact sensing method; 00 = '—'; 01 = open to close; 10 = close to open; 11 = any change. Every input has an associated internal accumulator (See input Accumulator Scaling), Which is incremented every time the input changes according with the trigger mode crieteria "cc"	0	R/W
32002	1	Relay #1 Delay to Operate	UINT16	0 to 32767	0.1 s	Delay to operate the relay since request.	10	R/W
32003	1	Relay #1 Delay to Release	UINT16	0 to 32767	0.1 s	Delay to release the relay since request.	10	R/W
32010	1	Relay #2 Delay to Operate	UINT16	0 to 32767	0.1 s	Delay to operate the relay since request.	10	R/W
32011	1	Relay #2 Delay to Release	UINT16	0 to 32767	0.1 s	Delay to release the relay since request.	10	R/W

Reg#	Size	Description	Format	Value Range	Unit of measure or resolution	Comments	Factory default value	Acc
32034	1	Input Accumulators Scaling	UINT16	bitmapped		Scaling factor for accumulation. E.g. $12345 * 10^{-3} = 12$ b15-b8 = don't care b7-b4 and b3-b0 = input 2 and 1 settings: 0b0000 = $x10^0$ 0b0001 = $x10^{-1}$ 0b0010 = $x10^{-2}$ 0b0011 = $x10^{-3}$ 0b0100 = $x10^{-4}$ 0b0101 = $x10^{-5}$ 0b0110 = $x10^{-6}$ Any other value disables accumulation on that channel!	0b1111111111111111	R/W
32035	1	Relay Accumulators Scaling	UINT16	bitmapped		Scaling factor for accumulation. E.g. $12345 * 10^{-3} = 12$ b15-b8 = don't care b7-b4 and b3-b0 = output 2 and 1 settings: 0b0000 = $x10^0$ 0b0001 = $x10^{-1}$ 0b0010 = $x10^{-2}$ 0b0011 = $x10^{-3}$ 0b0100 = $x10^{-4}$ 0b0101 = $x10^{-5}$ 0b0110 = $x10^{-6}$ Any other value disables accumulation on that channel!	0b1111111111111111	R/W
32036	1	Fast pulse input selector	UINT16	bitmapped		b15: 1=open-to-close; 0=close-to-open change detected b2-b0: input number to be in fast mode	0	R/W

Reg#	Size	Description	Format	Value Range	Unit of measure or resolution	Comments	Factory default value	Acc
Overlay #1 Settings Registers for Digital I/O Pulse Output Card								
32001	1	Input#1 - 4 bindings & logging enables	UINT16	bitmapped		44443333 22221111 One nibble for each input. Assuming "abcc" as the bits in each nibble: "a": select this input for EOI (End Of Interval)pulse sensing. "b": log this input When pulse is detected "cc": Input event trigger mode - Contact sensing method; 00 = '—'; 01 = open to close; 10 = close to open; 11 = any change. Every input has an associated internal accumulator (See input Accumulator Scaling), Which is incremented every time the input changes according with the trigger mode crieteria "cc"	0	R/W
32002	1	Source for Pulse Output#1	UINT16	enumeration		b10-b8 (Phase) : 000 = '—', 001 = Phase A, 010 = Phase B, 011 = Phase C, 100 = All Phases, 101 = Pulse from EOI(End Of Interval). b3-b0 (Value): 0000= output disabled 0001 = Wh, 0010 = +Wh, 0011 = -Wh, 0100 = VARh, 0101 = +VARh, 0110 = -VARh, 0111 = VAh, 1000 = (Q1+Q4) Wh, 1001 = (Q2+Q3) Wh, 1010 = (Q1+Q2) VARh, 1011 = (Q3+Q4) VARh. Other bits – don't care	0b0000010000000010	R/W

Reg#	Size	Description	Format	Value Range	Unit of measure or resolution	Comments	Factory default value	Acc
32003	1	Kt [Wh/pulse] factor for Pulse Output#1	UINT16	bitmapped		ddVVVVVV VVVVVVVV "V...V" = not scaled energy value per pulse, from 0 to 9999. "dd" = decimal point position: 00=0.XXXX, 01=X.XXX, 10=XX.XX, 11=X.XXX.	0b0100011100001000	R/W
32004	1	Source for Pulse Output#2	UINT16	enumeration		b10-b8 (Phase) : 000 = '—', 001 = Phase A, 010 = Phase B, 011 = Phase C, 100 = All Phases, 101 = Pulse from EOI(End Of Interval). b3-b0 (Value): 0000= output disabled 0001 = Wh, 0010 = +Wh, 0011 = -Wh, 0100 = VARh, 0101 = +VARh, 0110 = -VARh, 0111 = VAh, 1000 = (Q1+Q4) Wh, 1001 = (Q2+Q3) Wh, 1010 = (Q1+Q2) VARh, 1011 = (Q3+Q4) VARh. Other bits – don't care	0b0000010000000010	R/W
32005	1	Kt [Wh/pulse] factor for Pulse Output#2	UINT16	bitmapped		ddVVVVVV VVVVVVVV "V...V" = not scaled energy value per pulse, from 0 to 9999. "dd" = decimal point position: 00=0.XXXX, 01=X.XXX, 10=XX.XX, 11=X.XXX.	0b0100011100001000	R/W
32006	1	Source for Pulse Output#3	UINT16	enumeration		----ppp ----vvv "ppp" (Phase) : 000 = '—', 001 = Phase A, 010 = Phase B, 011 = Phase C, 100 = All Phases, 101 = Pulse from EOI(End Of Interval). "vvv" (Value) : 0000= '—', 0001 = Wh, 0010 = +Wh, 0011 = -Wh, 0100= VARh, 0101 = +VARh, 0110 = -VARh, 0111 = VAh, 1000= (Q1+Q4) Wh, 1001= (Q2+Q3) Wh, 1010= (Q1+Q2) VARh, 1011 = (Q3+Q4) VARh	0b0000010000000010	R/W

Reg#	Size	Description	Format	Value Range	Unit of measure or resolution	Comments	Factory default value	Acc
32007	1	Kt [Wh/pulse] factor for Pulse Output#3	UINT16	bitmapped		ddVVVVVV VVVVVVV "V...V" = not scaled energy value per pulse, from 0 to 9999. "dd" = decimal point position: 00=0.XXXX, 01=X.XXX, 10=XX.XX, 11=X.XXX.	0b0100011100001000	R/W
32008	1	Source for Pulse Output#4	UINT16	enumeration		b10-b8 (Phase) : 000 = '—', 001 = Phase A, 010 = Phase B, 011 = Phase C, 100 = All Phases, 101 = Pulse from EOI(End Of Interval). b3-b0 (Value): 0000= output disabled 0001 = Wh, 0010 = +Wh, 0011 = -Wh, 0100 = VARh, 0101 = +VARh, 0110 = -VARh, 0111 = VAh, 1000 = (Q1+Q4) Wh, 1001 = (Q2+Q3) Wh, 1010 = (Q1+Q2) VARh, 1011 = (Q3+Q4) VARh. Other bits – don't care	0b0000010000000010	R/W
32009	1	Kt [Wh/pulse] factor for Pulse Output#4	UINT16	bitmapped		ddVVVVVV VVVVVVV "V...V" = not scaled energy value per pulse, from 0 to 9999. "dd" = decimal point position: 00=0.XXXX, 01=X.XXX, 10=XX.XX, 11=X.XXX.	0b0100011100001000	R/W

Reg#	Size	Description	Format	Value Range	Unit of measure or resolution	Comments	Factory default value	Acc
32010	1	Input Accumulators Scaling	UINT16	bitmapped		Scaling factor for accumulation. E.g. $12345 * 10^{-3} = 12$ b15-b12, b11-b8, b7-b4, b3-b0 = input 4, 3, 2, 1 settings: 0b0000 = $x10^0$ 0b0001 = $x10^{-1}$ 0b0010 = $x10^{-2}$ 0b0011 = $x10^{-3}$ 0b0100 = $x10^{-4}$ 0b0101 = $x10^{-5}$ 0b0110 = $x10^{-6}$ Any other value disables accumulation on that channel!		R/W
32011	1	Output Accumulators Scaling	UINT16	bitmapped		Scaling factor for accumulation. E.g. $12345 * 10^{-3} = 12$ b15-b12, b11-b8, b7-b4, b3-b0 = output 4, 3, 2, 1 settings: 0b0000 = $x10^0$ 0b0001 = $x10^{-1}$ 0b0010 = $x10^{-2}$ 0b0011 = $x10^{-3}$ 0b0100 = $x10^{-4}$ 0b0101 = $x10^{-5}$ 0b0110 = $x10^{-6}$ Any other value disables accumulation on that channel!		R/W
32012	1	Fast pulse input selector	UINT16	bitmapped		b15: 1=open-to-close; 0=close-to-open change detected b2-b0: input number to be in fast mode	0	R/W

Reg#	Size	Description	Format	Value Range	Unit of measure or resolution	Comments	Factory default value	Acc
Overlay #2 Settings Registers for Digital I/O Relay Card								
32064	8	Input#1 Label	ASCII	16 char			16 spaces (char 0x20)	R/W
32072	8	Input#1 Low State Name	ASCII	16 char			16 spaces (char 0x20)	R/W
32080	8	Input#1 High State Name	ASCII	16 char			16 spaces (char 0x20)	R/W
32088	8	Input#2 Label	ASCII	16 char			16 spaces (char 0x20)	R/W
32096	8	Input#2 Low State Name	ASCII	16 char			16 spaces (char 0x20)	R/W
32104	8	Input#2 High State Name	ASCII	16 char			16 spaces (char 0x20)	R/W
32160	8	Relay#1 Label	ASCII	16 char			16 spaces (char 0x20)	R/W
32168	8	Relay#1 Open State Name	ASCII	16 char			16 spaces (char 0x20)	R/W
32176	8	Relay#1 Closed State Name	ASCII	16 char			16 spaces (char 0x20)	R/W
32184	8	Relay#2 Label	ASCII	16 char			16 spaces (char 0x20)	R/W
32192	8	Relay#2 Open State Name	ASCII	16 char			16 spaces (char 0x20)	R/W
32200	8	Relay#2 Closed State Name	ASCII	16 char			16 spaces (char 0x20)	R/W
32256	8	Input#1 Accumulator Label	ASCII	16 char			16 spaces (char 0x20)	R/W
32264	8	Input#2 Accumulator Label	ASCII	16 char			16 spaces (char 0x20)	R/W
32288	1	Input#1 Accumulator Kt	UINT16	bitmapped		ddVVVVVV VVVVVVVV KT power factor for the Pulse Output "V" is raw power value in Wh/pulse from 0 to 9999. "dd"=decimal point position: 00=0.XXXX, 01=X.XXX, 10=XX.XX, 11= X.XXX.	0	R/W
32289	1	Input#2 Accumulator Kt	UINT16	bitmapped		ddVVVVVV VVVVVVVV KT power factor for the Pulse Output "V" is raw power value in Wh/pulse from 0 to 9999. "dd"=decimal point position: 00=0.XXXX, 01=X.XXX, 10=XX.XX, 11= X.XXX.	0	R/W

Reg#	Size	Description	Format	Value Range	Unit of measure or resolution	Comments	Factory default value	Acc
Overlay #2 Settings Registers for Digital I/O Pulse Output Card								
32064	8	Input#1 Label	ASCII	16 char			16 spaces (char 0x20)	R/W
32072	8	Input#1 Low State Name	ASCII	16 char			16 spaces (char 0x20)	R/W
32080	8	Input#1 High State Name	ASCII	16 char			16 spaces (char 0x20)	R/W
32088	8	Input#2 Label	ASCII	16 char			16 spaces (char 0x20)	R/W
32096	8	Input#2 Low State Name	ASCII	16 char			16 spaces (char 0x20)	R/W
32104	8	Input#2 High State Name	ASCII	16 char			16 spaces (char 0x20)	R/W
32112	8	Input#3 Label	ASCII	16 char			16 spaces (char 0x20)	R/W
32120	8	Input#3 Low State Name	ASCII	16 char			16 spaces (char 0x20)	R/W
32128	8	Input#3 High State Name	ASCII	16 char			16 spaces (char 0x20)	R/W
32136	8	Input#4 Label	ASCII	16 char			16 spaces (char 0x20)	R/W
32144	8	Input#4 Low State Name	ASCII	16 char			16 spaces (char 0x20)	R/W
32152	8	Input#4 High State Name	ASCII	16 char			16 spaces (char 0x20)	R/W
32160	8	Output#1 Label	ASCII	16 char			16 spaces (char 0x20)	R/W
32168	8	Output#1 Open State Name	ASCII	16 char			16 spaces (char 0x20)	R/W
32176	8	Output#1 Closed State Name	ASCII	16 char			16 spaces (char 0x20)	R/W
32184	8	Output#2 Label	ASCII	16 char			16 spaces (char 0x20)	R/W
32192	8	Output#2 Open State Name	ASCII	16 char			16 spaces (char 0x20)	R/W
32200	8	Output#2 Closed State Name	ASCII	16 char			16 spaces (char 0x20)	R/W
32208	8	Output#3 Label	ASCII	16 char			16 spaces (char 0x20)	R/W
32216	8	Output#3 Open State Name	ASCII	16 char			16 spaces (char 0x20)	R/W
32224	8	Output#3 Closed State Name	ASCII	16 char			16 spaces (char 0x20)	R/W
32232	8	Output#4 Label	ASCII	16 char			16 spaces (char 0x20)	R/W
32240	8	Output#4 Open State Name	ASCII	16 char			16 spaces (char 0x20)	R/W
32248	8	Output#4 Closed State Name	ASCII	16 char			16 spaces (char 0x20)	R/W
32256	8	Input#1 Accumulator Label	ASCII	16 char			16 spaces (char 0x20)	R/W
32264	8	Input#2 Accumulator Label	ASCII	16 char			16 spaces (char 0x20)	R/W
32272	8	Input#3 Accumulator Label	ASCII	16 char			16 spaces (char 0x20)	R/W
32280	8	Input#4 Accumulator Label	ASCII	16 char			16 spaces (char 0x20)	R/W
32288	1	Input#1 Accumulator Kt	UINT16	bitmapped		ddVVVVVV VVVVVVVV KT power factor for the accumulator input "V" is raw power value in Wh/pulse from 0 to 9999. "dd"=decimal point position: 00=0.XXXX, 01=X.XXX, 10=XX.XX, 11= X.XXX.	0	R/W
32289	1	Input#2 Accumulator Kt	UINT16	bitmapped		ddVVVVVV VVVVVVVV KT power factor for the accumulator input "V" is raw power value in Wh/pulse from 0 to 9999. "dd"=decimal point position: 00=0.XXXX, 01=X.XXX, 10=XX.XX, 11= X.XXX.	0	R/W
32290	1	Input#3 Accumulator Kt	UINT16	bitmapped		ddVVVVVV VVVVVVVV KT power factor for the accumulator input "V" is raw power value in Wh/pulse from 0 to 9999. "dd"=decimal point position: 00=0.XXXX, 01=X.XXX, 10=XX.XX, 11= X.XXX.	0	R/W
32291	1	Input#4 Accumulator Kt	UINT16	bitmapped		ddVVVVVV VVVVVVVV KT power factor for the accumulator input "V" is raw power value in Wh/pulse from 0 to 9999. "dd"=decimal point position: 00=0.XXXX, 01=X.XXX, 10=XX.XX, 11= X.XXX.	0	R/W

Reg#	Size	Description	Format	Value Range	Unit of measure or resolution	Comments	Factory default value	Acc
Overlay #2 Settings Registers for Analog Out 0-1mA / Analog Out 4-20mA Cards								
32064	1	Update rate	UINT16	0 to 65535	1 ms	Fixed -- see specifications.	100	R/W
32065	1	Current source range - 1mA Card only!	UINT16	0b0000 to 0b1111		Per channel: b0 to b3 as Ch1 to Ch4 0: uni-directional (0 to +1) mA 1: bi-directional (-1 to +1) mA	0b0011 ,1mA card 0b0000 ,4-20mA card	R/W
32066	1	Format parameter for output #1	UINT16	bitmapped		----- ---f suwb Format of the polled register:f=float 32; s=signed 32 bit int; u=unsigned 32 bit int; w=signed 16 bit int; b=unsigned 16 bit int.	0b0000000000010000	R/W
32067	1	Source register for Output#1	UINT16	0 to 65535		This register should be programmed with the address of the register Whose value is to be used for current output. In different words, the current level output of analog board will follow the value of the register addressed here.	0x03F9	R/W
32068	2	High value of source register for output#1	Note 23.			Value read from the source register at Which High nominal current will be output. Example: for the 4-20mA card, if this register is programmed with 750, then the current output will be 20mA When the value read from the source register is 750.	1800	R/W
32070	2	Low value of source register for output#1	Note 23.			Value read from the source register at Which Low nominal current will be output. Example: for the 4-20mA card, if this register is programmed with 0, then the current output will be 4mA When the value read from the source register is 0.	-1800	R/W
32072	1	Format parameter for output #2	UINT16	bitmapped		----- ---f suwb Format of the polled register:f=float 32; s=signed 32 bit int; u=unsigned 32 bit int; w=signed 16 bit int; b=unsigned 16 bit int.	0b0000000000010000	R/W
32073	1	Source register for Output#2	UINT16	0 to 65535		This register should be programmed with the address of the register Whose value is to be used for current output. In different words, the current level output of analog board will follow the value of the register addressed here.	0x03FB	R/W
32074	2	High value of source register for output#2	Note 23.			Value read from the source register at Which High nominal current will be output. Example: for the 4-20mA card, if this register is programmed with 750, then the current output will be 20mA When the value read from the source register is 750.	1800	R/W
32076	2	Low value of source register for output#2	Note 23.			Value read from the source register at Which Low nominal current will be output. Example: for the 4-20mA card, if this register is programmed with 0, then the current output will be 4mA When the value read from the source register is 0.	-1800	R/W

Reg#	Size	Description	Format	Value Range	Unit of measure or resolution	Comments	Factory default value	Acc
32078	1	Format parameter for output #3	UINT16	bitmapped		----- --f suwb Format of the polled register:f=float 32; s=signed 32 bit int; u=unsigned 32 bit int; w=signed 16 bit int; b=unsigned 16 bit int.	0x0010 (float)	R/W
32079	1	Source register for Output#3	UINT16	0 to 65535		This register should be programmed with the address of the register Whose value is to be used for current output. In different words, the current level output of analog board will follow the value of the register addressed here.	WYE: 0x03E7 (Van), DELTA: 0x03ED (Vab)	R/W
32080	2	High value of source register for output#3	Note 23.			Value read from the source register at Which High nominal current will be output. Example: for the 4-20mA card, if this register is programmed with 750, then the current output will be 20mA When the value read from the source register is 750.	WYE: Van =300, DELTA Vab =600	R/W
32082	2	Low value of source register for output#3	Note 23.			Value read from the source register at Which Low nominal current will be output. Example: for the 4-20mA card, if this register is programmed with 0, then the current output will be 4mA When the value read from the source register is 0.	WYE: Van =0, DELTA: Vab = 0	R/W
32084	1	Format parameter for output #4	UINT16	bitmapped		----- --f suwb Format of the polled register:f=float 32; s=signed 32 bit int; u=unsigned 32 bit int; w=signed 16 bit int; b=unsigned 16 bit int.	0b00000000000010000	R/W
32085	1	Source register for Output#4	UINT16	0 to 65535		This register should be programmed with the address of the register Whose value is to be used for current output. In different words, the current level output of analog board will follow the value of the register addressed here.	0x03F3	R/W
32086	2	High value of source register for output#4	Note 23.			Value read from the source register at Which High nominal current will be output. Example: for the 4-20mA card, if this register is programmed with 750, then the current output will be 20mA When the value read from the source register is 750.	10	R/W
32088	2	Low value of source register for output#4	Note 23.			Value read from the source register at Which Low nominal current will be output. Example: for the 4-20mA card, if this register is programmed with 0, then the current output will be 4mA When the value read from the source register is 0.	0	R/W

Reg#	Size	Description	Format	Value Range	Unit of measure or resolution	Comments	Factory default value	Acc
Overlay #2 Settings Registers for Network Cards								
32064	1	General Options		bitmapped		b15: reserved b14: 1 = Force IEC61860 to use Absolute Energies (unsigned) b13: 1 = DNP, Single Socket mode for Unsolicited messages. b12: 0 = email Alarm/Notification is enabled. b11: 0 = IEC61850 protocol is enabled. b10: 1 = the DNP over ethernet wrapper is enabled. b9: 0 = the Modbus over TCP/IP is enabled b8: 1 = the Tcp/Ip Silent Mode is enabled. b7: 0 = the Web server is enabled. b6: reserved. For Extended text in the diagnostics-log window b5-b3: reserved. b2: Must always be 1. b1-b0: reserved.	0b0000000000001110	R/W
32065	1	DHCP enable		bitmapped		-----d DHCP: d=1 enabled, d=0 disabled (user must provide IP configuration).	0	R/W
32066	8	Host name label	ASCII			16 bytes (8 registers)	Meter	R/W
32074	4	IP card network address	UINT16	0 to 255		These 4 registers hold the 4 numbers (1 number each register) that make the IP address used by the card.	10.0.0.2	R/W
32078	1	IP network address mask length	UINT16	0 to 32		Number of bits that are set in the IP address mask, starting from the Msb of the 32 bit word. Example 24 = 255.255.255.0; a value of 2 would mean 192.0.0.0	255.0.0.0	R/W
32079	4	IP card network gateway address	UINT16	0 to 255		These 4 registers hold the 4 numbers that make the IP gateway address on network.	10.0.0.1	R/W
32083	4	DNS #1, IP address	UINT16	0 to 255		IP address of the DNS#1 on the network.	0.0.0.0	R/W
32087	4	DNS #2, IP address	UINT16	0 to 255		IP address of the DNS#2 on the network.	0.0.0.0	R/W
32091	1	TCP/IP Port – Modbus Gateway Service	UINT16	32-65534		Port for the Gateway service (modbus tcp/ip) When enabled. If this value is ZERO (0), the default address 502 will be used.	0x1F6	R/W
32092	1	TCP/IP Port – WebService	UINT16	32-65534		Port for the Web service (html viewer) When enabled. If this value is ZERO (0), the default address 80 will be used.	0x0050	R/W

Reg#	Size	Description	Format	Value Range	Unit of measure or resolution	Comments	Factory default value	Acc
32093	1	DNP Wrapper Server Port	UINT16	10 to 65534		Port number Where the DNP Server will listen for connections.	20000	R/W
32094	1	DNP Device number unit	UINT16	1 to 65519		Slave number under DNP protocol. This now works and needs to be set by software	1	R/W
32095	4	DNP Accepted IP Address Start	UINT16	0 to 255		These are 4 words representing the 4 numbers of an IPv4 address. This address defines the start address for a range of accepted address. Any client trying to connect from an address outside this range, will be rejected. To disable the start checking, use 0.0.0.0.	0.0.0.0	R/W
32099	4	DNP Accepted IP Address End	UINT16	0 to 255		These are 4 words representing the 4 numbers of an IPv4 address. This address defines the end address for a range of accepted address. Any client trying to connect from an address outside this range, will be rejected. To disable the end checking, use 255.255.255.255	255.255.255.255	R/W
32103	1	DNP Accepted IP Start Tcp/Ip Port	UINT16	0 to 65535		DNP Safety: This number defines the start port, within a range of ports to be allowed to connect to the DNP server. Any client trying to connect from a port outside this range, will be rejected. To disable start, use 0.	0	R/W
32104	1	DNP Accepted IP End Tcp/Ip Port	UINT16	0 to 65535		DNP Safety: This number defines the end port, within a range of ports to be allowed to connect to the DNP server. Any client trying to connect from a port outside this range, will be rejected. To disable enter 65535.	65535	R/W
32105	2	IP address for exclusive client access	UINT16	0 to 65535		from Ethernet card firmware version 3.43. Zero disables the feature	0 (0.0.0.0)	R/W
32107	3	MAC address for exclusive client access	UINT16	0 to 65535		from Ethernet card firmware version 3.43. Zero disables the feature	0 (0-0-0-0-0-0)	R/W
32110	32	NTP URL or IP(string)	ASCII			IP address (as string) or URL string, for the NTP server the Shark will connect to. This string must be null-terminated.	all null characters	R/W

Reg#	Size	Description	Format	Value Range	Unit of measure or resolution	Comments	Factory default value	Acc
Programmable Settings for Option Card 2								
Option Card 2 Setups Block								
33000	1	Class ID of the Option Card 2 Settings	UINT16	bitmapped		b15-b8: reserved. b7-b0: Class ID of the installed Card. See note 22.	0	R/W
Overlay #1 Settings Registers for any communication capable card, including network and analog cards								
33001	1	Meter address for Modbus protocol	UINT16	1 to 247 (Modbus) 1 to 65519 (DNP)		Programmed to 0 when any Analog option board is installed. Not for DNP over Ethernet for meter firmware V. 0005 and above.	1	R/W
33002	1	Speed and format	UINT16	bitmapped		Bps: b14=57600; b13=38400; b12=19200; b11=14400; b10=9600 Stop bits: b7=0 one stop bit; b7=1 two stop bits Parity: b6=even; b5=odd; b4=none Data bits: b3=8; b2=7; b1=6; b0=5 b8,b9,b15 - reserved, don't change	No card installed: 0b0000000000000000 Network or fiber optic cards: 0b0100000000011000 Analog output cards: 0b0000010000011000	R/W
33004	1	Protocol	UINT16	bitmapped		-----ppp- ppp= 100 =DNP3; 010=Ascii Modbus; 001=Rtu Modbus Set to 0 When an analog board is installed.	0b0000000000000010	R/W
33005	1	Reply delay	UINT16	0 to 65535	1 ms	Delay to reply to a Modbus transaction after receiving it. Set to 0 When an analog board is installed	0	R/W

Reg#	Size	Description	Format	Value Range	Unit of measure or resolution	Comments	Factory default value	Acc
Overlay #1 Settings Registers for Digital I/O Relay Card								
33001	1	Input#1 - 2 bindings & logging enables	UINT16	bitmapped		<p>----- 2222 1111</p> <p>One nibble for each input.</p> <p>Assuming "abcc" as the bits in each nibble:</p> <p>"a": select this input for EOI (End Of Interval)pulse sensing.</p> <p>"b": log this input When pulse is detected</p> <p>"cc": Input event trigger mode - Contact sensing method; 00 = '—'; 01 = open to close; 10 = close to open; 11 = any change.</p> <p>Every input has an associated internal accumulator (See input Accumulator Scaling), Which is incremented every time the input changes according with the trigger mode criteria "cc"</p>	0	R/W
33002	1	Relay #1 Delay to Operate	UINT16	0 to 32767	0.1 s	Delay to operate the relay since request.	10	R/W
33003	1	Relay #1 Delay to Release	UINT16	0 to 32767	0.1 s	Delay to release the relay since request.	10	R/W
33010	1	Relay #2 Delay to Operate	UINT16	0 to 32767	0.1 s	Delay to operate the relay since request.	10	R/W
33011	1	Relay #2 Delay to Release	UINT16	0 to 32767	0.1 s	Delay to release the relay since request.	10	R/W
33034	1	Input Accumulators Scaling	UINT16	bitmapped		<p>Scaling factor for accumulation. E.g. $12345 * 10^{-3} = 12$</p> <p>b15-b8 = don't care</p> <p>b7-b4 and b3-b0 = input 2 and 1 settings:</p> <p>0b0000 = $x10^0$</p> <p>0b0001 = $x10^{-1}$</p> <p>0b0010 = $x10^{-2}$</p> <p>0b0011 = $x10^{-3}$</p> <p>0b0100 = $x10^{-4}$</p> <p>0b0101 = $x10^{-5}$</p> <p>0b0110 = $x10^{-6}$</p> <p>Any other value disables accumulation on that channel!</p>	0b1111111111111111	R/W
33035	1	Relay Accumulators Scaling	UINT16	bitmapped		<p>Scaling factor for accumulation. E.g. $12345 * 10^{-3} = 12$</p> <p>b15-b8 = don't care</p> <p>b7-b4 and b3-b0 = output 2 and 1 settings:</p> <p>0b0000 = $x10^0$</p> <p>0b0001 = $x10^{-1}$</p> <p>0b0010 = $x10^{-2}$</p> <p>0b0011 = $x10^{-3}$</p> <p>0b0100 = $x10^{-4}$</p> <p>0b0101 = $x10^{-5}$</p> <p>0b0110 = $x10^{-6}$</p> <p>Any other value disables accumulation on that channel!</p>	0b1111111111111111	R/W
33036	1	Fast pulse input selector	UINT16	bitmapped		<p>b15: 1=open-to-close; 0=close-to-open change detected</p> <p>b2-b0: input number to be in fast mode</p>	0	R/W

Reg#	Size	Description	Format	Value Range	Unit of measure or resolution	Comments	Factory default value	Acc
Overlay #1 Settings Registers for Digital I/O Pulse Output Card								
33001	1	Input#1 - 4 bindings & logging enables	UINT16	bitmapped		44443333 22221111 One nibble for each input. Assuming "abcc" as the bits in each nibble: "a": select this input for EOI (End Of Interval)pulse sensing. "b": log this input When pulse is detected "cc": Input event trigger mode - Contact sensing method; 00 = '—'; 01 = 0 open to close; 10 = close to open; 11 = any change. Every input has an associated internal accumulator (See input Accumulator Scaling), Which is incremented every time the input changes according with the trigger mode crieteria "cc"	0	R/W
33002	1	Source for Pulse Output#1	UINT16	enumeration		b10-b8 (Phase) : 000 = '—', 001 = Phase A, 010 = Phase B, 011 = Phase C, 100 = All Phases, 101 = Pulse from EOI(End Of Interval). b3-b0 (Value): 0000= output disabled 0001 = Wh, 0010 = +Wh, 0011 = -Wh, 0100 = VARh, 0101 = +VARh, 0110 = -VARh, 0111 = VAh, 1000 = (Q1+Q4) Wh, 1001 = (Q2+Q3) Wh, 1010 = (Q1+Q2) VARh, 1011 = (Q3+Q4) VARh. Other bits – don't care	0b0000010000000010	R/W
33003	1	Kt [Wh/pulse] factor for Pulse Output#1	UINT16	bitmapped		b15-b14: decimal point position: 00=0.XXXX, 01=X.XXX, 10=XX.XX, 11= X.XXX. b13-b0: not scaled energy value per pulse, from 0 to 9999.	0b0100011100001000	R/W

Reg#	Size	Description	Format	Value Range	Unit of measure or resolution	Comments	Factory default value	Acc
33004	1	Source for Pulse Output#2	UINT16	enumeration		b10-b8 (Phase) : 000 = '—, 001 = Phase A, 010 = Phase B, 011 = Phase C, 100 = All Phases, 101 = Pulse from EOI(End Of Interval). b3-b0 (Value): 0000= output disabled 0001 = Wh, 0010 = +Wh, 0011 = -Wh, 0100 = VARh, 0101 = +VARh, 0110 = -VARh, 0111 = VAh, 1000 = (Q1+Q4) Wh, 1001 = (Q2+Q3) Wh, 1010 = (Q1+Q2) VARh, 1011 = (Q3+Q4) VARh. Other bits – don't care	0b0000010000000010	R/W
33005	1	Kt [Wh/pulse] factor for Pulse Output#2	UINT16	bitmapped		b15-b14: decimal point position: 00=0.XXXX, 01=X.XXX, 10=XX.XX, 11= X.XXX. b13-b0: not scaled energy value per pulse, from 0 to 9999.	0b0100011100001000	R/W
33006	1	Source for Pulse Output#3	UINT16	enumeration		b10-b8 (Phase) : 000 = '—, 001 = Phase A, 010 = Phase B, 011 = Phase C, 100 = All Phases, 101 = Pulse from EOI(End Of Interval). b3-b0 (Value): 0000= output disabled 0001 = Wh, 0010 = +Wh, 0011 = -Wh, 0100 = VARh, 0101 = +VARh, 0110 = -VARh, 0111 = VAh, 1000 = (Q1+Q4) Wh, 1001 = (Q2+Q3) Wh, 1010 = (Q1+Q2) VARh, 1011 = (Q3+Q4) VARh. Other bits – don't care	0b0000010000000010	R/W
33007	1	Kt [Wh/pulse] factor for Pulse Output#3	UINT16	bitmapped		b15-b14: decimal point position: 00=0.XXXX, 01=X.XXX, 10=XX.XX, 11= X.XXX. b13-b0: not scaled energy value per pulse, from 0 to 9999.	0b0100011100001000	R/W

Reg#	Size	Description	Format	Value Range	Unit of measure or resolution	Comments	Factory default value	Acc
33008	1	Source for Pulse Output#4	UINT16	enumeration		b10-b8 (Phase) : 000 = '—, 001 = Phase A, 010 = Phase B, 011 = Phase C, 100 = All Phases, 101 = Pulse from EOI(End Of Interval). b3-b0 (Value): 0000= output disabled 0001 = Wh, 0010 = +Wh, 0011 = -Wh, 0100 = VARh, 0101 = +VARh, 0110 = -VARh, 0111 = VAh, 1000 = (Q1+Q4) Wh, 1001 = (Q2+Q3) Wh, 1010 = (Q1+Q2) VARh, 1011 = (Q3+Q4) VARh. Other bits – don't care	0b0000010000000010	R/W
33009	1	Kt [Wh/pulse] factor for Pulse Output#4	UINT16	bitmapped		b15-b14: decimal point position: 00=0.XXXX, 01=X.XXX, 10=XX.XX, 11= X.XXX. b13-b0: not scaled energy value per pulse, from 0 to 9999.	0b0100011100001000	R/W
33010	1	Input Accumulators Scaling	UINT16	bitmapped		Scaling factor for accumulation. E.g. 12345 * 10 ⁻³ = 12 b15-b12, b11-b8, b7-b4, b3-b0 = input 4, 3, 2, 1 settings: 0b0000 = x10 ⁰ 0b0001 = x10 ⁻¹ 0b0010 = x10 ⁻² 0b0011 = x10 ⁻³ 0b0100 = x10 ⁻⁴ 0b0101 = x10 ⁻⁵ 0b0110 = x10 ⁻⁶ Any other value disables accumulation on that channel!	0b1111111111111111	R/W
33011	1	Output Accumulators Scaling	UINT16	bitmapped		Scaling factor for accumulation. E.g. 12345 * 10 ⁻³ = 12 b15-b12, b11-b8, b7-b4, b3-b0 = output 4, 3, 2, 1 settings: 0b0000 = x10 ⁰ 0b0001 = x10 ⁻¹ 0b0010 = x10 ⁻² 0b0011 = x10 ⁻³ 0b0100 = x10 ⁻⁴ 0b0101 = x10 ⁻⁵ 0b0110 = x10 ⁻⁶ Any other value disables accumulation on that channel!	0b1111111111111111	R/W
33012	1	Fast pulse input selector	UINT16	bitmapped		b15: 1=open-to-close; 0=close-to-open change detected b2-b0: input number to be in fast mode	0	R/W

Reg#	Size	Description	Format	Value Range	Unit of measure or resolution	Comments	Factory default value	Acc
Overlay #2 Settings Registers for Digital I/O Relay Card								
33064	8	Input#1 Label	ASCII	16 char			16 spaces (char 0x20)	R/W
33072	8	Input#1 Low State Name	ASCII	16 char			16 spaces (char 0x20)	R/W
33080	8	Input#1 High State Name	ASCII	16 char			16 spaces (char 0x20)	R/W
33088	8	Input#2 Label	ASCII	16 char			16 spaces (char 0x20)	R/W
33096	8	Input#2 Low State Name	ASCII	16 char			16 spaces (char 0x20)	R/W
33104	8	Input#2 High State Name	ASCII	16 char			16 spaces (char 0x20)	R/W
33160	8	Relay#1 Label	ASCII	16 char			16 spaces (char 0x20)	R/W
33168	8	Relay#1 Open State Name	ASCII	16 char			16 spaces (char 0x20)	R/W
33176	8	Relay#1 Closed State Name	ASCII	16 char			16 spaces (char 0x20)	R/W
33184	8	Relay#2 Label and State Names	ASCII	17 char			16 spaces (char 0x20)	R/W
33192	8	Relay#2 Open State Name	ASCII	16 char			16 spaces (char 0x20)	R/W
33200	8	Relay#2 Closed State Name	ASCII	16 char			16 spaces (char 0x20)	R/W
33256	8	Input#1 Accumulator Label	ASCII	16 char			16 spaces (char 0x20)	R/W
33264	8	Input#2 Accumulator Label	ASCII	16 char			16 spaces (char 0x20)	R/W
33288	1	Input#1 Accumulator Kt	UINT16	bitmapped		b15-b14: format, 00=0.XXXX, 01=X.XXX, 10=XX.XX, 11= X.XXX. b13-b0: raw power value in Wh/pulse, from 0 to 9999.	0	R/W
33289	1	Input#2 Accumulator Kt	UINT16	bitmapped		b15-b14: format, 00=0.XXXX, 01=X.XXX, 10=XX.XX, 11= X.XXX. b13-b0: raw power value in Wh/pulse, from 0 to 9999.	0	R/W

Reg#	Size	Description	Format	Value Range	Unit of measure or resolution	Comments	Factory default value	Acc
Overlay #2 Settings Registers for Digital I/O Pulse Output Card								
33064	8	Input#1 Label	ASCII	16 char			16 spaces (char 0x20)	R/W
33072	8	Input#1 Low State Name	ASCII	16 char			16 spaces (char 0x20)	R/W
33080	8	Input#1 High State Name	ASCII	16 char			16 spaces (char 0x20)	R/W
33088	8	Input#2 Label	ASCII	16 char			16 spaces (char 0x20)	R/W
33096	8	Input#2 Low State Name	ASCII	16 char			16 spaces (char 0x20)	R/W
33104	8	Input#2 High State Name	ASCII	16 char			16 spaces (char 0x20)	R/W
33112	8	Input#3 Label	ASCII	16 char			16 spaces (char 0x20)	R/W
33120	8	Input#3 Low State Name	ASCII	16 char			16 spaces (char 0x20)	R/W
33128	8	Input#3 High State Name	ASCII	16 char			16 spaces (char 0x20)	R/W
33136	8	Input#4 Label	ASCII	16 char			16 spaces (char 0x20)	R/W
33144	8	Input#4 Low State Name	ASCII	16 char			16 spaces (char 0x20)	R/W
33152	8	Input#4 High State Name	ASCII	16 char			16 spaces (char 0x20)	R/W
33160	8	Output#1 Label	ASCII	16 char			16 spaces (char 0x20)	R/W
33168	8	Output#1 Open State Name	ASCII	16 char			16 spaces (char 0x20)	R/W
33176	8	Output#1 Closed State Name	ASCII	16 char			16 spaces (char 0x20)	R/W
33184	8	Output#2 Label	ASCII	16 char			16 spaces (char 0x20)	R/W
33192	8	Output#2 Open State Name	ASCII	16 char			16 spaces (char 0x20)	R/W
33200	8	Output#2 Closed State Name	ASCII	16 char			16 spaces (char 0x20)	R/W
33208	8	Output#3 Label	ASCII	16 char			16 spaces (char 0x20)	R/W
33216	8	Output#3 Open State Name	ASCII	16 char			16 spaces (char 0x20)	R/W
33224	8	Output#3 Closed State Name	ASCII	16 char			16 spaces (char 0x20)	R/W
33232	8	Output#4 Label	ASCII	16 char			16 spaces (char 0x20)	R/W
33240	8	Output#4 Open State Name	ASCII	16 char			16 spaces (char 0x20)	R/W
33248	8	Output#4 Closed State Name	ASCII	16 char			16 spaces (char 0x20)	R/W
33256	8	Input#1 Accumulator Label	ASCII	16 char			16 spaces (char 0x20)	R/W
33264	8	Input#2 Accumulator Label	ASCII	16 char			16 spaces (char 0x20)	R/W
33272	8	Input#3 Accumulator Label	ASCII	16 char			16 spaces (char 0x20)	R/W
33280	8	Input#4 Accumulator Label	ASCII	16 char			16 spaces (char 0x20)	R/W
33288	1	Input#1 Accumulator Kt factor value	UINT16	bitmapped		b15-b14: format, 00=0.XXXX, 01=X.XXX, 10=XX.XX, 11= X.XXX. b13-b0: raw power value in Wh/pulse, from 0 to 9999.	0	R/W
33289	1	Input#2 Accumulator Kt factor value	UINT16	bitmapped		b15-b14: format, 00=0.XXXX, 01=X.XXX, 10=XX.XX, 11= X.XXX. b13-b0: raw power value in Wh/pulse, from 0 to 9999.	0	R/W
33290	1	Input#3 Accumulator Kt factor value	UINT16	bitmapped		b15-b14: format, 00=0.XXXX, 01=X.XXX, 10=XX.XX, 11= X.XXX. b13-b0: raw power value in Wh/pulse, from 0 to 9999.	0	R/W
33291	1	Input#4 Accumulator Kt factor value	UINT16	bitmapped		b15-b14: format, 00=0.XXXX, 01=X.XXX, 10=XX.XX, 11= X.XXX. b13-b0: raw power value in Wh/pulse, from 0 to 9999.	0	R/W

Reg#	Size	Description	Format	Value Range	Unit of measure or resolution	Comments	Factory default value	Acc
Overlay #2 Settings Registers for Analog Out 0-1mA / Analog Out 4-20mA Cards								
33064	1	Update rate	UINT16	0 to 65535	1 ms	Fixed -- see specifications.	100	R/W
33065	1	Current source range - 1mA Card only!	UINT16	0b0000 to 0b1111		Per channel: b0 to b3 as Ch1 to Ch4 0: uni-directional (0 to +1) mA 1: bi-directional (-1 to +1) mA	0b0011 ,1mA card 0b0000 ,4-20mA card	R/W
33066	1	Format parameter for output #1	UINT16	bitmapped		----- ---f suwb Format of the polled register:f=float 32; s=signed 32 bit int; u=unsigned 32 bit int; w=signed 16 bit int; b=unsigned 16 bit int.	0b0000000000010000	R/W
33067	1	Source register for Output#1	UINT16	0 to 65535		This register should be programmed with the address of the register Whose value is to be used for current output. In different words, the current level output of analog board will follow the value of the register addressed here.	0x03F9	R/W
33068	2	High value of source register for output#1	Note 23.			Value read from the source register at Which High nominal current will be output. Example: for the 4-20mA card, if this register is programmed with 750, then the current output will be 20mA When the value read from the source register is 750.	1800	R/W
33070	2	Low value of source register for output#1	Note 23.			Value read from the source register at Which Low nominal current will be output. Example: for the 4-20mA card, if this register is programmed with 0, then the current output will be 4mA When the value read from the source register is 0.	-1800	R/W
33072	1	Format parameter for output #2	UINT16	bitmapped		----- ---f suwb Format of the polled register:f=float 32; s=signed 32 bit int; u=unsigned 32 bit int; w=signed 16 bit int; b=unsigned 16 bit int.	0b0000000000010000	R/W
33073	1	Source register for Output#2	UINT16	0 to 65535		This register should be programmed with the address of the register Whose value is to be used for current output. In different words, the current level output of analog board will follow the value of the register addressed here.	0x03FB	R/W
33074	2	High value of source register for output#2	Note 23.			Value read from the source register at Which High nominal current will be output. Example: for the 4-20mA card, if this register is programmed with 750, then the current output will be 20mA When the value read from the source register is 750.	1800	R/W
33076	2	Low value of source register for output#2	Note 23.			Value read from the source register at Which Low nominal current will be output. Example: for the 4-20mA card, if this register is programmed with 0, then the current output will be 4mA When the value read from the source register is 0.	-1800	R/W

Reg#	Size	Description	Format	Value Range	Unit of measure or resolution	Comments	Factory default value	Acc
33078	1	Format parameter for output #3	UINT16	bitmapped		----- --f suwb Format of the polled register:f=float 32; s=signed 32 bit int; u=unsigned 32 bit int; w=signed 16 bit int; b=unsigned 16 bit int.	0x0010 (float)	R/W
33079	1	Source register for Output#3	UINT16	0 to 65535		This register should be programmed with the address of the register Whose value is to be used for current output. In different words, the current level output of analog board will follow the value of the register addressed here.	WYE: 0x03E7 (Van), DELTA: 0x03ED (Vab)	R/W
33080	2	High value of source register for output#3	Note 23.			Value read from the source register at Which High nominal current will be output. Example: for the 4-20mA card, if this register is programmed with 750, then the current output will be 20mA When the value read from the source register is 750.	WYE: Van =300, DELTA Vab =600	R/W
33082	2	Low value of source register for output#3	Note 23.			Value read from the source register at Which Low nominal current will be output. Example: for the 4-20mA card, if this register is programmed with 0, then the current output will be 4mA When the value read from the source register is 0.	WYE: Van =0, DELTA: Vab = 0	R/W
33084	1	Format parameter for output #4	UINT16	bitmapped		----- --f suwb Format of the polled register:f=float 32; s=signed 32 bit int; u=unsigned 32 bit int; w=signed 16 bit int; b=unsigned 16 bit int.----- --f suwb Format of the polled register:f=float 32; s=signed 32 bit int; u=unsigned 32 bit int; w=signed 16 bit int; b=unsigned 16 bit int.	0b0000000000010000	R/W
33085	1	Source register for Output#4	UINT16	0 to 65535		This register should be programmed with the address of the register Whose value is to be used for current output. In different words, the current level output of analog board will follow the value of the register addressed here.	0x03F3	R/W
33086	2	High value of source register for output#4	Note 23.			Value read from the source register at Which High nominal current will be output. Example: for the 4-20mA card, if this register is programmed with 750, then the current output will be 20mA When the value read from the source register is 750.	10	R/W
33088	2	Low value of source register for output#4	Note 23.			Value read from the source register at Which Low nominal current will be output. Example: for the 4-20mA card, if this register is programmed with 0, then the current output will be 4mA When the value read from the source register is 0.	0	R/W

Reg#	Size	Description	Format	Value Range	Unit of measure or resolution	Comments	Factory default value	Acc
Overlay #2 Settings Registers for Network Cards								
33064	1	General Options		bitmapped		b15: reserved b14: 1 = Force IEC61860 to use Absolute Energies (unsigned) b13: 1 = DNP, Single Socket mode for Unsolicited messages. b12: 0 = email Alarm/Notification is enabled. b11: 0 = IEC61850 protocol is enabled. b10: 1 = the DNP over ethernet wrapper is enabled. b9: 0 = the Modbus over TCP/IP is enabled b8: 1 = the Tcp/Ip Silent Mode is enabled. b7: 0 = the Web server is enabled. b6: reserved. For Extended text in the diagnostics-log window b5-b3: reserved. b2: Must always be 1. b1-b0: reserved.	0b0000000000001110	R/W
33065	1	DHCP enable		bitmapped		-----d DHCP: d=1 enabled, d=0 disabled (user must provide IP configuration).	0	R/W
33066	8	Host name label	ASCII			16 bytes (8 registers)	Meter	R/W
33074	4	IP card network address	UINT16	0 to 255		These 4 registers hold the 4 numbers (1 number each register) that make the IP address used by the card.	10.0.0.2	R/W
33078	1	IP network address mask length	UINT16	0 to 32		Number of bits that are set in the IP address mask, starting from the Msb of the 32 bit word. Example 24 = 255.255.255.0; a value of 2 would mean 192.0.0.0	255.0.0.0	R/W
33079	4	IP card network gateway address	UINT16	0 to 255		These 4 registers hold the 4 numbers that make the IP gateway address on network.	10.0.0.1	R/W
33083	4	DNS #1, IP address	UINT16	0 to 255		IP address of the DNS#1 on the network.	0.0.0.0	R/W
33087	4	DNS #2, IP address	UINT16	0 to 255		IP address of the DNS#2 on the network.	0.0.0.0	R/W
33091	1	TCP/IP Port – Modbus Gateway Service	UINT16	32-65534		Port for the Gateway service (modbus tcp/ip) When enabled. If this value is ZERO (0), the default address 502 will be used.	0x1F6	R/W
33092	1	TCP/IP Port – WebService	UINT16	32-65534		Port for the Web service (html viewer) When enabled. If this value is ZERO (0), the default address 80 will be used.	0x0050	R/W

Reg#	Size	Description	Format	Value Range	Unit of measure or resolution	Comments	Factory default value	Acc
33093	1	DNP Wrapper Server Port	UINT16	10 to 65534		Port number Where the DNP Server will listen for connections.	20000	R/W
33094	1	DNP Device number unit	UINT16	1 to 65519		Slave number under DNP protocol. This value is not currently used by the network card.	1	R/W
33095	4	DNP Accepted IP Address Start	UINT16	0 to 255		These are 4 words representing the 4 numbers of an IPv4 address. This address defines the start address for a range of accepted address. Any client trying to connect from an address outside this range, will be rejected. To disable the start checking, use 0.0.0.0.	0.0.0.0	R/W
33099	4	DNP Accepted IP Address End	UINT16	0 to 255		These are 4 words representing the 4 numbers of an IPv4 address. This address defines the end address for a range of accepted address. Any client trying to connect from an address outside this range, will be rejected. To disable the end checking, use 255.255.255.255	255.255.255.255	R/W
33103	1	DNP Accepted IP Start Tcp/Ip Port	UINT16	0 to 65535		DNP Safety: This number defines the start port, within a range of ports to be allowed to connect to the DNP server. Any client trying to connect from a port outside this range, will be rejected. To disable start, use 0.	0	R/W
33104	1	DNP Accepted IP End Tcp/Ip Port	UINT16	0 to 65535		DNP Safety: This number defines the end port, within a range of ports to be allowed to connect to the DNP server. Any client trying to connect from a port outside this range, will be rejected. To disable enter 65535.	65535	R/W
33105	2	IP address for exclusive client access	UINT16	0 to 65535		from Ethernet card firmware version 3.43. Zero disables the feature	0 (0.0.0.0)	R/W
33107	3	MAC address for exclusive client access	UINT16	0 to 65535		from Ethernet card firmware version 3.43. Zero disables the feature	0 (0-0-0-0-0-0)	R/W
33110	32	NTP URL or IP(string)	ASCII			IP address (as string) or URL string, for the NTP server the Shark will connect to. This string must be null-terminated.	all null characters	R/W

Reg#	Size	Description	Format	Value Range	Unit of measure or resolution	Comments	Factory default value	Acc
Logs Setup Section								
Historical Log #1								
34000	1	Historical Log #1 Sizes	UINT16	bitmapped		eeeeeeee ssssssss high byte is number of registers to log in each record (0-117), low byte is number of flash sectors for the log (see note 19) 0 in either byte disables the log	0b0001001000000100	R/W
34001	1	Historical Log #1 Interval	UINT16	bitmapped		00000000 hgfdcb only 1 bit set: a=1 min, b=3 min, c=5 min, d=10 min, e=15 min, f=30 min, g=60 min, h=EOI pulse	0b00000000000010000	R/W
34002	1	Historical Log #1, Identifier for Register #1	UINT16	1 to 65535		Use Modbus address as the identifier (see note 7)	0x03E7	R/W
34003	1	Historical Log #1, Identifier for Register #2	UINT16	1 to 65535		Use Modbus address as the identifier (see note 7)	0x03E8	R/W
34004	1	Historical Log #1, Identifier for Register #3	UINT16	1 to 65535		Use Modbus address as the identifier (see note 7)	0x03E9	R/W
34005	1	Historical Log #1, Identifier for Register #4	UINT16	1 to 65535		Use Modbus address as the identifier (see note 7)	0x03EA	R/W
34006	1	Historical Log #1, Identifier for Register #5	UINT16	1 to 65535		Use Modbus address as the identifier (see note 7)	0x03EB	R/W
34007	1	Historical Log #1, Identifier for Register #6	UINT16	1 to 65535		Use Modbus address as the identifier (see note 7)	0x03EC	R/W
34008	1	Historical Log #1, Identifier for Register #7	UINT16	1 to 65535		Use Modbus address as the identifier (see note 7)	0x03F3	R/W
34009	1	Historical Log #1, Identifier for Register #8	UINT16	1 to 65535		Use Modbus address as the identifier (see note 7)	0x03F4	R/W
34010	1	Historical Log #1, Identifier for Register #9	UINT16	1 to 65535		Use Modbus address as the identifier (see note 7)	0x03F5	R/W
34011	1	Historical Log #1, Identifier for Register #10	UINT16	1 to 65535		Use Modbus address as the identifier (see note 7)	0x03F6	R/W
34012	1	Historical Log #1, Identifier for Register #11	UINT16	1 to 65535		Use Modbus address as the identifier (see note 7)	0x03F7	R/W
34013	1	Historical Log #1, Identifier for Register #12	UINT16	1 to 65535		Use Modbus address as the identifier (see note 7)	0x03F8	R/W
34014	1	Historical Log #1, Identifier for Register #13	UINT16	1 to 65535		Use Modbus address as the identifier (see note 7)	0x03F9	R/W
34015	1	Historical Log #1, Identifier for Register #14	UINT16	1 to 65535		Use Modbus address as the identifier (see note 7)	0x03FA	R/W
34016	1	Historical Log #1, Identifier for Register #15	UINT16	1 to 65535		Use Modbus address as the identifier (see note 7)	0x03FB	R/W
34017	1	Historical Log #1, Identifier for Register #16	UINT16	1 to 65535		Use Modbus address as the identifier (see note 7)	0x03FC	R/W
34018	1	Historical Log #1, Identifier for Register #17	UINT16	1 to 65535		Use Modbus address as the identifier (see note 7)	0x0401	R/W
34019	1	Historical Log #1, Identifier for Register #18	UINT16	1 to 65535		Use Modbus address as the identifier (see note 7)	0x0402	R/W
34020	1	Historical Log #1, Identifier for Register #19	UINT16	1 to 65535		Use Modbus address as the identifier (see note 7)	0	R/W
34021	1	Historical Log #1, Identifier for Register #20	UINT16	1 to 65535		Use Modbus address as the identifier (see note 7)	0	R/W
34022	1	Historical Log #1, Identifier for Register #21	UINT16	1 to 65535		Use Modbus address as the identifier (see note 7)	0	R/W
34023	1	Historical Log #1, Identifier for Register #22	UINT16	1 to 65535		Use Modbus address as the identifier (see note 7)	0	R/W
34024	1	Historical Log #1, Identifier for Register #23	UINT16	1 to 65535		Use Modbus address as the identifier (see note 7)	0	R/W
34025	1	Historical Log #1, Identifier for Register #24	UINT16	1 to 65535		Use Modbus address as the identifier (see note 7)	0	R/W
34026	1	Historical Log #1, Identifier for Register #25	UINT16	1 to 65535		Use Modbus address as the identifier (see note 7)	0	R/W
34027	1	Historical Log #1, Identifier for Register #26	UINT16	1 to 65535		Use Modbus address as the identifier (see note 7)	0	R/W
34028	1	Historical Log #1, Identifier for Register #27	UINT16	1 to 65535		Use Modbus address as the identifier (see note 7)	0	R/W
34029	1	Historical Log #1, Identifier for Register #28	UINT16	1 to 65535		Use Modbus address as the identifier (see note 7)	0	R/W
34030	1	Historical Log #1, Identifier for Register #29	UINT16	1 to 65535		Use Modbus address as the identifier (see note 7)	0	R/W
34031	1	Historical Log #1, Identifier for Register #30	UINT16	1 to 65535		Use Modbus address as the identifier (see note 7)	0	R/W
34032	1	Historical Log #1, Identifier for Register #31	UINT16	1 to 65535		Use Modbus address as the identifier (see note 7)	0	R/W
34033	1	Historical Log #1, Identifier for Register #32	UINT16	1 to 65535		Use Modbus address as the identifier (see note 7)	0	R/W
34034	1	Historical Log #1, Identifier for Register #33	UINT16	1 to 65535		Use Modbus address as the identifier (see note 7)	0	R/W
34035	1	Historical Log #1, Identifier for Register #34	UINT16	1 to 65535		Use Modbus address as the identifier (see note 7)	0	R/W
34036	1	Historical Log #1, Identifier for Register #35	UINT16	1 to 65535		Use Modbus address as the identifier (see note 7)	0	R/W

[illegible]

[illegible]

Reg#	Size	Description	Format	Value Range	Unit of measure or resolution	Comments	Factory default value	Acc
Historical Log #2								
34192	1	Historical Log #2 Sizes	UINT16	bitmapped		eeeeeeee ssssssss high byte is number of registers to log in each record (0-117), low byte is number of flash sectors for the log (see note 19) 0 in either byte disables the log	0b0000100000000100	R/W
34193	1	Historical Log #2 Interval	UINT16	bitmapped		00000000 hgfedcba only 1 bit set: a=1 min, b=3 min, c=5 min, d=10 min, e=15 min, f=30 min, g=60 min, h=EOI pulse	0b0000000000010000	R/W
34194	1	Historical Log #2, Identifier for Register #1	UINT16	0 to 65535		use Modbus address as the identifier (see note 7)	0x1387	R/W
34195	1	Historical Log #2, Identifier for Register #2	UINT16	1 to 65535		Use Modbus address as the identifier (see note 7)	0x1388	R/W
34196	1	Historical Log #2, Identifier for Register #3	UINT16	1 to 65535		Use Modbus address as the identifier (see note 7)	0x1389	R/W
34197	1	Historical Log #2, Identifier for Register #4	UINT16	1 to 65535		Use Modbus address as the identifier (see note 7)	0x138A	R/W
34198	1	Historical Log #2, Identifier for Register #5	UINT16	1 to 65535		Use Modbus address as the identifier (see note 7)	0x138F	R/W
34199	1	Historical Log #2, Identifier for Register #6	UINT16	1 to 65535		Use Modbus address as the identifier (see note 7)	0x1390	R/W
34200	1	Historical Log #2, Identifier for Register #7	UINT16	1 to 65535		Use Modbus address as the identifier (see note 7)	0x1391	R/W
34201	1	Historical Log #2, Identifier for Register #8	UINT16	1 to 65535		Use Modbus address as the identifier (see note 7)	0x1392	R/W
34202	1	Historical Log #2, Identifier for Register #9	UINT16	1 to 65535		Use Modbus address as the identifier (see note 7)	0	R/W
34203	1	Historical Log #2, Identifier for Register #10	UINT16	1 to 65535		Use Modbus address as the identifier (see note 7)	0	R/W
34204	1	Historical Log #2, Identifier for Register #11	UINT16	1 to 65535		Use Modbus address as the identifier (see note 7)	0	R/W
34205	1	Historical Log #2, Identifier for Register #12	UINT16	1 to 65535		Use Modbus address as the identifier (see note 7)	0	R/W
34206	1	Historical Log #2, Identifier for Register #13	UINT16	1 to 65535		Use Modbus address as the identifier (see note 7)	0	R/W
34207	1	Historical Log #2, Identifier for Register #14	UINT16	1 to 65535		Use Modbus address as the identifier (see note 7)	0	R/W
34208	1	Historical Log #2, Identifier for Register #15	UINT16	1 to 65535		Use Modbus address as the identifier (see note 7)	0	R/W
34209	1	Historical Log #2, Identifier for Register #16	UINT16	1 to 65535		Use Modbus address as the identifier (see note 7)	0	R/W
34210	1	Historical Log #2, Identifier for Register #17	UINT16	1 to 65535		Use Modbus address as the identifier (see note 7)	0	R/W
34211	1	Historical Log #2, Identifier for Register #18	UINT16	1 to 65535		Use Modbus address as the identifier (see note 7)	0	R/W
34212	1	Historical Log #2, Identifier for Register #19	UINT16	1 to 65535		Use Modbus address as the identifier (see note 7)	0	R/W
34213	1	Historical Log #2, Identifier for Register #20	UINT16	1 to 65535		Use Modbus address as the identifier (see note 7)	0	R/W
34214	1	Historical Log #2, Identifier for Register #21	UINT16	1 to 65535		Use Modbus address as the identifier (see note 7)	0	R/W
34215	1	Historical Log #2, Identifier for Register #22	UINT16	1 to 65535		Use Modbus address as the identifier (see note 7)	0	R/W
34216	1	Historical Log #2, Identifier for Register #23	UINT16	1 to 65535		Use Modbus address as the identifier (see note 7)	0	R/W
34217	1	Historical Log #2, Identifier for Register #24	UINT16	1 to 65535		Use Modbus address as the identifier (see note 7)	0	R/W
34218	1	Historical Log #2, Identifier for Register #25	UINT16	1 to 65535		Use Modbus address as the identifier (see note 7)	0	R/W
34219	1	Historical Log #2, Identifier for Register #26	UINT16	1 to 65535		Use Modbus address as the identifier (see note 7)	0	R/W
34220	1	Historical Log #2, Identifier for Register #27	UINT16	1 to 65535		Use Modbus address as the identifier (see note 7)	0	R/W
34221	1	Historical Log #2, Identifier for Register #28	UINT16	1 to 65535		Use Modbus address as the identifier (see note 7)	0	R/W
34222	1	Historical Log #2, Identifier for Register #29	UINT16	1 to 65535		Use Modbus address as the identifier (see note 7)	0	R/W
34223	1	Historical Log #2, Identifier for Register #30	UINT16	1 to 65535		Use Modbus address as the identifier (see note 7)	0	R/W
34224	1	Historical Log #2, Identifier for Register #31	UINT16	1 to 65535		Use Modbus address as the identifier (see note 7)	0	R/W
34225	1	Historical Log #2, Identifier for Register #32	UINT16	1 to 65535		Use Modbus address as the identifier (see note 7)	0	R/W

[illegible]

[illegible]

Reg#	Size	Description	Format	Value Range	Unit of measure or resolution	Comments	Factory default value	Acc
Historical Log #3								
34384	1	Historical Log #3 Sizes	UINT16	bitmapped		eeeeeeee ssssssss high byte is number of registers to log in each record (0-117), low byte is number of flash sectors for the log (see note 19) 0 in either byte disables the log	0b0000011000000001	R/W
34385	1	Historical Log #3 Interval	UINT16	bitmapped		00000000 hgfedcba only 1 bit set: a=1 min, b=3 min, c=5 min, d=10 min, e=15 min, f=30 min, g=60 min, h=EOI pulse	0b0000000000010000	R/W
34386	1	Historical Log #3, Identifier for Register #1	UINT16	0 to 65535		use Modbus address as the identifier (see note 7)	0x464F	R/W
34387	1	Historical Log #3, Identifier for Register #2	UINT16	1 to 65535		Use Modbus address as the identifier (see note 7)	0x4650	R/W
34388	1	Historical Log #3, Identifier for Register #3	UINT16	1 to 65535		Use Modbus address as the identifier (see note 7)	0x4651	R/W
34389	1	Historical Log #3, Identifier for Register #4	UINT16	1 to 65535		Use Modbus address as the identifier (see note 7)	0x4652	R/W
34390	1	Historical Log #3, Identifier for Register #5	UINT16	1 to 65535		Use Modbus address as the identifier (see note 7)	0x4653	R/W
34391	1	Historical Log #3, Identifier for Register #6	UINT16	1 to 65535		Use Modbus address as the identifier (see note 7)	0x4654	R/W
34392	1	Historical Log #3, Identifier for Register #7	UINT16	1 to 65535		Use Modbus address as the identifier (see note 7)	0	R/W
34393	1	Historical Log #3, Identifier for Register #8	UINT16	1 to 65535		Use Modbus address as the identifier (see note 7)	0	R/W
34394	1	Historical Log #3, Identifier for Register #9	UINT16	1 to 65535		Use Modbus address as the identifier (see note 7)	0	R/W
34395	1	Historical Log #3, Identifier for Register #10	UINT16	1 to 65535		Use Modbus address as the identifier (see note 7)	0	R/W
34396	1	Historical Log #3, Identifier for Register #11	UINT16	1 to 65535		Use Modbus address as the identifier (see note 7)	0	R/W
34397	1	Historical Log #3, Identifier for Register #12	UINT16	1 to 65535		Use Modbus address as the identifier (see note 7)	0	R/W
34398	1	Historical Log #3, Identifier for Register #13	UINT16	1 to 65535		Use Modbus address as the identifier (see note 7)	0	R/W
34399	1	Historical Log #3, Identifier for Register #14	UINT16	1 to 65535		Use Modbus address as the identifier (see note 7)	0	R/W
34400	1	Historical Log #3, Identifier for Register #15	UINT16	1 to 65535		Use Modbus address as the identifier (see note 7)	0	R/W
34401	1	Historical Log #3, Identifier for Register #16	UINT16	1 to 65535		Use Modbus address as the identifier (see note 7)	0	R/W
34402	1	Historical Log #3, Identifier for Register #17	UINT16	1 to 65535		Use Modbus address as the identifier (see note 7)	0	R/W
34403	1	Historical Log #3, Identifier for Register #18	UINT16	1 to 65535		Use Modbus address as the identifier (see note 7)	0	R/W
34404	1	Historical Log #3, Identifier for Register #19	UINT16	1 to 65535		Use Modbus address as the identifier (see note 7)	0	R/W
34405	1	Historical Log #3, Identifier for Register #20	UINT16	1 to 65535		Use Modbus address as the identifier (see note 7)	0	R/W
34406	1	Historical Log #3, Identifier for Register #21	UINT16	1 to 65535		Use Modbus address as the identifier (see note 7)	0	R/W
34407	1	Historical Log #3, Identifier for Register #22	UINT16	1 to 65535		Use Modbus address as the identifier (see note 7)	0	R/W
34408	1	Historical Log #3, Identifier for Register #23	UINT16	1 to 65535		Use Modbus address as the identifier (see note 7)	0	R/W
34409	1	Historical Log #3, Identifier for Register #24	UINT16	1 to 65535		Use Modbus address as the identifier (see note 7)	0	R/W
34410	1	Historical Log #3, Identifier for Register #25	UINT16	1 to 65535		Use Modbus address as the identifier (see note 7)	0	R/W
34411	1	Historical Log #3, Identifier for Register #26	UINT16	1 to 65535		Use Modbus address as the identifier (see note 7)	0	R/W
34412	1	Historical Log #3, Identifier for Register #27	UINT16	1 to 65535		Use Modbus address as the identifier (see note 7)	0	R/W
34413	1	Historical Log #3, Identifier for Register #28	UINT16	1 to 65535		Use Modbus address as the identifier (see note 7)	0	R/W
34414	1	Historical Log #3, Identifier for Register #29	UINT16	1 to 65535		Use Modbus address as the identifier (see note 7)	0	R/W
34415	1	Historical Log #3, Identifier for Register #30	UINT16	1 to 65535		Use Modbus address as the identifier (see note 7)	0	R/W
34416	1	Historical Log #3, Identifier for Register #31	UINT16	1 to 65535		Use Modbus address as the identifier (see note 7)	0	R/W
34417	1	Historical Log #3, Identifier for Register #32	UINT16	1 to 65535		Use Modbus address as the identifier (see note 7)	0	R/W

[illegible]

Reg#	Size	Description	Format	Value Range	Unit of measure or resolution	Comments	Factory default value	Acc
34463	1	Historical Log #3, Identifier for Register #78	UINT16	1 to 65535		Use Modbus address as the identifier (see note 7)	0	R/W
34464	1	Historical Log #3, Identifier for Register #79	UINT16	1 to 65535		Use Modbus address as the identifier (see note 7)	0	R/W
34465	1	Historical Log #3, Identifier for Register #80	UINT16	1 to 65535		Use Modbus address as the identifier (see note 7)	0	R/W
34466	1	Historical Log #3, Identifier for Register #81	UINT16	1 to 65535		Use Modbus address as the identifier (see note 7)	0	R/W
34467	1	Historical Log #3, Identifier for Register #82	UINT16	1 to 65535		Use Modbus address as the identifier (see note 7)	0	R/W
34468	1	Historical Log #3, Identifier for Register #83	UINT16	1 to 65535		Use Modbus address as the identifier (see note 7)	0	R/W
34469	1	Historical Log #3, Identifier for Register #84	UINT16	1 to 65535		Use Modbus address as the identifier (see note 7)	0	R/W
34470	1	Historical Log #3, Identifier for Register #85	UINT16	1 to 65535		Use Modbus address as the identifier (see note 7)	0	R/W
34471	1	Historical Log #3, Identifier for Register #86	UINT16	1 to 65535		Use Modbus address as the identifier (see note 7)	0	R/W
34472	1	Historical Log #3, Identifier for Register #87	UINT16	1 to 65535		Use Modbus address as the identifier (see note 7)	0	R/W
34473	1	Historical Log #3, Identifier for Register #88	UINT16	1 to 65535		Use Modbus address as the identifier (see note 7)	0	R/W
34474	1	Historical Log #3, Identifier for Register #89	UINT16	1 to 65535		Use Modbus address as the identifier (see note 7)	0	R/W
34475	1	Historical Log #3, Identifier for Register #90	UINT16	1 to 65535		Use Modbus address as the identifier (see note 7)	0	R/W
34476	1	Historical Log #3, Identifier for Register #91	UINT16	1 to 65535		Use Modbus address as the identifier (see note 7)	0	R/W
34477	1	Historical Log #3, Identifier for Register #92	UINT16	1 to 65535		Use Modbus address as the identifier (see note 7)	0	R/W
34478	1	Historical Log #3, Identifier for Register #93	UINT16	1 to 65535		Use Modbus address as the identifier (see note 7)	0	R/W
34479	1	Historical Log #3, Identifier for Register #94	UINT16	1 to 65535		Use Modbus address as the identifier (see note 7)	0	R/W
34480	1	Historical Log #3, Identifier for Register #95	UINT16	1 to 65535		Use Modbus address as the identifier (see note 7)	0	R/W
34481	1	Historical Log #3, Identifier for Register #96	UINT16	1 to 65535		Use Modbus address as the identifier (see note 7)	0	R/W
34482	1	Historical Log #3, Identifier for Register #97	UINT16	1 to 65535		Use Modbus address as the identifier (see note 7)	0	R/W
34483	1	Historical Log #3, Identifier for Register #98	UINT16	1 to 65535		Use Modbus address as the identifier (see note 7)	0	R/W
34484	1	Historical Log #3, Identifier for Register #99	UINT16	1 to 65535		Use Modbus address as the identifier (see note 7)	0	R/W
34485	1	Historical Log #3, Identifier for Register #100	UINT16	1 to 65535		Use Modbus address as the identifier (see note 7)	0	R/W
34486	1	Historical Log #3, Identifier for Register #101	UINT16	1 to 65535		Use Modbus address as the identifier (see note 7)	0	R/W
34487	1	Historical Log #3, Identifier for Register #102	UINT16	1 to 65535		Use Modbus address as the identifier (see note 7)	0	R/W
34488	1	Historical Log #3, Identifier for Register #103	UINT16	1 to 65535		Use Modbus address as the identifier (see note 7)	0	R/W
34489	1	Historical Log #3, Identifier for Register #104	UINT16	1 to 65535		Use Modbus address as the identifier (see note 7)	0	R/W
34490	1	Historical Log #3, Identifier for Register #105	UINT16	1 to 65535		Use Modbus address as the identifier (see note 7)	0	R/W
34491	1	Historical Log #3, Identifier for Register #106	UINT16	1 to 65535		Use Modbus address as the identifier (see note 7)	0	R/W
34492	1	Historical Log #3, Identifier for Register #107	UINT16	1 to 65535		Use Modbus address as the identifier (see note 7)	0	R/W
34493	1	Historical Log #3, Identifier for Register #108	UINT16	1 to 65535		Use Modbus address as the identifier (see note 7)	0	R/W
34494	1	Historical Log #3, Identifier for Register #109	UINT16	1 to 65535		Use Modbus address as the identifier (see note 7)	0	R/W
34495	1	Historical Log #3, Identifier for Register #110	UINT16	1 to 65535		Use Modbus address as the identifier (see note 7)	0	R/W
34496	1	Historical Log #3, Identifier for Register #111	UINT16	1 to 65535		Use Modbus address as the identifier (see note 7)	0	R/W
34497	1	Historical Log #3, Identifier for Register #112	UINT16	1 to 65535		Use Modbus address as the identifier (see note 7)	0	R/W
34498	1	Historical Log #3, Identifier for Register #113	UINT16	1 to 65535		Use Modbus address as the identifier (see note 7)	0	R/W
34499	1	Historical Log #3, Identifier for Register #114	UINT16	1 to 65535		Use Modbus address as the identifier (see note 7)	0	R/W
34500	1	Historical Log #3, Identifier for Register #115	UINT16	1 to 65535		Use Modbus address as the identifier (see note 7)	0	R/W
34501	1	Historical Log #3, Identifier for Register #116	UINT16	1 to 65535		Use Modbus address as the identifier (see note 7)	0	R/W
34502	1	Historical Log #3, Identifier for Register #117	UINT16	1 to 65535		Use Modbus address as the identifier (see note 7)	0	R/W
34503	73	Historical Log #3 Software Buffer				Reserved for software use.	0	R/W

Reg#	Size	Description	Format	Value Range	Unit of measure or resolution	Comments	Factory default value	Acc
Historical Log #4								
34576	1	Historical Log #4 Sizes	UINT16	bitmapped		eeeeeeee ssssssss high byte is number of registers to log in each record (0-117), low byte is number of flash sectors for the log (see note 19) 0 in either byte disables the log	0b0000101100000001	R/W
34577	1	Historical Log #4 Interval	UINT16	bitmapped		00000000 hgfedcba only 1 bit set: a=1 min, b=3 min, c=5 min, d=10 min, e=15 min, f=30 min, g=60 min, h=EOI pulse	0b0000000000010000	R/W
34578	1	Historical Log #4, Identifier for Register #1	UINT16	0 to 65535		use Modbus address as the identifier (see note 7)	0x0426	R/W
34579	1	Historical Log #4, Identifier for Register #2	UINT16	1 to 65535		Use Modbus address as the identifier (see note 7)	0x0427	R/W
34580	1	Historical Log #4, Identifier for Register #3	UINT16	1 to 65535		Use Modbus address as the identifier (see note 7)	0x041D	R/W
34581	1	Historical Log #4, Identifier for Register #4	UINT16	1 to 65535		Use Modbus address as the identifier (see note 7)	0x041E	R/W
34582	1	Historical Log #4, Identifier for Register #5	UINT16	1 to 65535		Use Modbus address as the identifier (see note 7)	0x041F	R/W
34583	1	Historical Log #4, Identifier for Register #6	UINT16	1 to 65535		Use Modbus address as the identifier (see note 7)	0x0420	R/W
34584	1	Historical Log #4, Identifier for Register #7	UINT16	1 to 65535		Use Modbus address as the identifier (see note 7)	0x0421	R/W
34585	1	Historical Log #4, Identifier for Register #8	UINT16	1 to 65535		Use Modbus address as the identifier (see note 7)	0x0422	R/W
34586	1	Historical Log #4, Identifier for Register #9	UINT16	1 to 65535		Use Modbus address as the identifier (see note 7)	0x0423	R/W
34587	1	Historical Log #4, Identifier for Register #10	UINT16	1 to 65535		Use Modbus address as the identifier (see note 7)	0x0424	R/W
34588	1	Historical Log #4, Identifier for Register #11	UINT16	1 to 65535		Use Modbus address as the identifier (see note 7)	0x0425	R/W
34589	1	Historical Log #4, Identifier for Register #12	UINT16	1 to 65535		Use Modbus address as the identifier (see note 7)	0	R/W
34590	1	Historical Log #4, Identifier for Register #13	UINT16	1 to 65535		Use Modbus address as the identifier (see note 7)	0	R/W
34591	1	Historical Log #4, Identifier for Register #14	UINT16	1 to 65535		Use Modbus address as the identifier (see note 7)	0	R/W
34592	1	Historical Log #4, Identifier for Register #15	UINT16	1 to 65535		Use Modbus address as the identifier (see note 7)	0	R/W
34593	1	Historical Log #4, Identifier for Register #16	UINT16	1 to 65535		Use Modbus address as the identifier (see note 7)	0	R/W
34594	1	Historical Log #4, Identifier for Register #17	UINT16	1 to 65535		Use Modbus address as the identifier (see note 7)	0	R/W
34595	1	Historical Log #4, Identifier for Register #18	UINT16	1 to 65535		Use Modbus address as the identifier (see note 7)	0	R/W
34596	1	Historical Log #4, Identifier for Register #19	UINT16	1 to 65535		Use Modbus address as the identifier (see note 7)	0	R/W
34597	1	Historical Log #4, Identifier for Register #20	UINT16	1 to 65535		Use Modbus address as the identifier (see note 7)	0	R/W
34598	1	Historical Log #4, Identifier for Register #21	UINT16	1 to 65535		Use Modbus address as the identifier (see note 7)	0	R/W
34599	1	Historical Log #4, Identifier for Register #22	UINT16	1 to 65535		Use Modbus address as the identifier (see note 7)	0	R/W
34600	1	Historical Log #4, Identifier for Register #23	UINT16	1 to 65535		Use Modbus address as the identifier (see note 7)	0	R/W
34601	1	Historical Log #4, Identifier for Register #24	UINT16	1 to 65535		Use Modbus address as the identifier (see note 7)	0	R/W
34602	1	Historical Log #4, Identifier for Register #25	UINT16	1 to 65535		Use Modbus address as the identifier (see note 7)	0	R/W
34603	1	Historical Log #4, Identifier for Register #26	UINT16	1 to 65535		Use Modbus address as the identifier (see note 7)	0	R/W
34604	1	Historical Log #4, Identifier for Register #27	UINT16	1 to 65535		Use Modbus address as the identifier (see note 7)	0	R/W
34605	1	Historical Log #4, Identifier for Register #28	UINT16	1 to 65535		Use Modbus address as the identifier (see note 7)	0	R/W
34606	1	Historical Log #4, Identifier for Register #29	UINT16	1 to 65535		Use Modbus address as the identifier (see note 7)	0	R/W
34607	1	Historical Log #4, Identifier for Register #30	UINT16	1 to 65535		Use Modbus address as the identifier (see note 7)	0	R/W
34608	1	Historical Log #4, Identifier for Register #31	UINT16	1 to 65535		Use Modbus address as the identifier (see note 7)	0	R/W

[illegible]

[illegible]

Reg#	Size	Description	Format	Value Range	Unit of measure or resolution	Comments	Factory default value	Acc
Historical Log #5								
34768	1	Historical Log #5 Sizes	UINT16	bitmapped		eeeeeeee ssssssss high byte is number of registers to log in each record (0-117), low byte is number of flash sectors for the log (see note 19) 0 in either byte disables the log	0b0000000000000000	R/W
34769	1	Historical Log #5 Interval	UINT16	bitmapped		00000000 hgfdcba only 1 bit set: a=1 min, b=3 min, c=5 min, d=10 min, e=15 min, f=30 min, g=60 min, h=EOI pulse	0b00000000000010000	R/W
34770	1	Historical Log #5, Identifier for Register #1	UINT16	0 to 65535		use Modbus address as the identifier (see note 7)	0	R/W
34771	1	Historical Log #5, Identifier for Register #2	UINT16	1 to 65535		Use Modbus address as the identifier (see note 7)	0	R/W
34772	1	Historical Log #5, Identifier for Register #3	UINT16	1 to 65535		Use Modbus address as the identifier (see note 7)	0	R/W
34773	1	Historical Log #5, Identifier for Register #4	UINT16	1 to 65535		Use Modbus address as the identifier (see note 7)	0	R/W
34774	1	Historical Log #5, Identifier for Register #5	UINT16	1 to 65535		Use Modbus address as the identifier (see note 7)	0	R/W
34775	1	Historical Log #5, Identifier for Register #6	UINT16	1 to 65535		Use Modbus address as the identifier (see note 7)	0	R/W
34776	1	Historical Log #5, Identifier for Register #7	UINT16	1 to 65535		Use Modbus address as the identifier (see note 7)	0	R/W
34777	1	Historical Log #5, Identifier for Register #8	UINT16	1 to 65535		Use Modbus address as the identifier (see note 7)	0	R/W
34778	1	Historical Log #5, Identifier for Register #9	UINT16	1 to 65535		Use Modbus address as the identifier (see note 7)	0	R/W
34779	1	Historical Log #5, Identifier for Register #10	UINT16	1 to 65535		Use Modbus address as the identifier (see note 7)	0	R/W
34780	1	Historical Log #5, Identifier for Register #11	UINT16	1 to 65535		Use Modbus address as the identifier (see note 7)	0	R/W
34781	1	Historical Log #5, Identifier for Register #12	UINT16	1 to 65535		Use Modbus address as the identifier (see note 7)	0	R/W
34782	1	Historical Log #5, Identifier for Register #13	UINT16	1 to 65535		Use Modbus address as the identifier (see note 7)	0	R/W
34783	1	Historical Log #5, Identifier for Register #14	UINT16	1 to 65535		Use Modbus address as the identifier (see note 7)	0	R/W
34784	1	Historical Log #5, Identifier for Register #15	UINT16	1 to 65535		Use Modbus address as the identifier (see note 7)	0	R/W
34785	1	Historical Log #5, Identifier for Register #16	UINT16	1 to 65535		Use Modbus address as the identifier (see note 7)	0	R/W
34786	1	Historical Log #5, Identifier for Register #17	UINT16	1 to 65535		Use Modbus address as the identifier (see note 7)	0	R/W
34787	1	Historical Log #5, Identifier for Register #18	UINT16	1 to 65535		Use Modbus address as the identifier (see note 7)	0	R/W
34788	1	Historical Log #5, Identifier for Register #19	UINT16	1 to 65535		Use Modbus address as the identifier (see note 7)	0	R/W
34789	1	Historical Log #5, Identifier for Register #20	UINT16	1 to 65535		Use Modbus address as the identifier (see note 7)	0	R/W
34790	1	Historical Log #5, Identifier for Register #21	UINT16	1 to 65535		Use Modbus address as the identifier (see note 7)	0	R/W
34791	1	Historical Log #5, Identifier for Register #22	UINT16	1 to 65535		Use Modbus address as the identifier (see note 7)	0	R/W
34792	1	Historical Log #5, Identifier for Register #23	UINT16	1 to 65535		Use Modbus address as the identifier (see note 7)	0	R/W
34793	1	Historical Log #5, Identifier for Register #24	UINT16	1 to 65535		Use Modbus address as the identifier (see note 7)	0	R/W
34794	1	Historical Log #5, Identifier for Register #25	UINT16	1 to 65535		Use Modbus address as the identifier (see note 7)	0	R/W
34795	1	Historical Log #5, Identifier for Register #26	UINT16	1 to 65535		Use Modbus address as the identifier (see note 7)	0	R/W
34796	1	Historical Log #5, Identifier for Register #27	UINT16	1 to 65535		Use Modbus address as the identifier (see note 7)	0	R/W
34797	1	Historical Log #5, Identifier for Register #28	UINT16	1 to 65535		Use Modbus address as the identifier (see note 7)	0	R/W
34798	1	Historical Log #5, Identifier for Register #29	UINT16	1 to 65535		Use Modbus address as the identifier (see note 7)	0	R/W

[illegible]

[illegible]

Reg#	Size	Description	Format	Value Range	Unit of measure or resolution	Comments	Factory default value	Acc
Historical Log #6								
34960	1	Historical Log #6 Sizes	UINT16	bitmapped		eeeeeeee ssssssss high byte is number of registers to log in each record (0-117), low byte is number of flash sectors for the log (see note 19) 0 in either byte disables the log	0b0000000000000000	R/W
34961	1	Historical Log #6 Interval	UINT16	bitmapped		00000000 hgfdcb only 1 bit set: a=1 min, b=3 min, c=5 min, d=10 min, e=15 min, f=30 min, g=60 min, h=EOI pulse	0b0000000000010000	R/W
34962	1	Historical Log #6, Identifier for Register #1	UINT16	0 to 65535		use Modbus address as the identifier (see note 7)	0	R/W
34963	1	Historical Log #6, Identifier for Register #2	UINT16	1 to 65535		Use Modbus address as the identifier (see note 7)	0	R/W
34964	1	Historical Log #6, Identifier for Register #3	UINT16	1 to 65535		Use Modbus address as the identifier (see note 7)	0	R/W
34965	1	Historical Log #6, Identifier for Register #4	UINT16	1 to 65535		Use Modbus address as the identifier (see note 7)	0	R/W
34966	1	Historical Log #6, Identifier for Register #5	UINT16	1 to 65535		Use Modbus address as the identifier (see note 7)	0	R/W
34967	1	Historical Log #6, Identifier for Register #6	UINT16	1 to 65535		Use Modbus address as the identifier (see note 7)	0	R/W
34968	1	Historical Log #6, Identifier for Register #7	UINT16	1 to 65535		Use Modbus address as the identifier (see note 7)	0	R/W
34969	1	Historical Log #6, Identifier for Register #8	UINT16	1 to 65535		Use Modbus address as the identifier (see note 7)	0	R/W
34970	1	Historical Log #6, Identifier for Register #9	UINT16	1 to 65535		Use Modbus address as the identifier (see note 7)	0	R/W
34971	1	Historical Log #6, Identifier for Register #10	UINT16	1 to 65535		Use Modbus address as the identifier (see note 7)	0	R/W
34972	1	Historical Log #6, Identifier for Register #11	UINT16	1 to 65535		Use Modbus address as the identifier (see note 7)	0	R/W
34973	1	Historical Log #6, Identifier for Register #12	UINT16	1 to 65535		Use Modbus address as the identifier (see note 7)	0	R/W
34974	1	Historical Log #6, Identifier for Register #13	UINT16	1 to 65535		Use Modbus address as the identifier (see note 7)	0	R/W
34975	1	Historical Log #6, Identifier for Register #14	UINT16	1 to 65535		Use Modbus address as the identifier (see note 7)	0	R/W
34976	1	Historical Log #6, Identifier for Register #15	UINT16	1 to 65535		Use Modbus address as the identifier (see note 7)	0	R/W
34977	1	Historical Log #6, Identifier for Register #16	UINT16	1 to 65535		Use Modbus address as the identifier (see note 7)	0	R/W
34978	1	Historical Log #6, Identifier for Register #17	UINT16	1 to 65535		Use Modbus address as the identifier (see note 7)	0	R/W
34979	1	Historical Log #6, Identifier for Register #18	UINT16	1 to 65535		Use Modbus address as the identifier (see note 7)	0	R/W
34980	1	Historical Log #6, Identifier for Register #19	UINT16	1 to 65535		Use Modbus address as the identifier (see note 7)	0	R/W
34981	1	Historical Log #6, Identifier for Register #20	UINT16	1 to 65535		Use Modbus address as the identifier (see note 7)	0	R/W
34982	1	Historical Log #6, Identifier for Register #21	UINT16	1 to 65535		Use Modbus address as the identifier (see note 7)	0	R/W
34983	1	Historical Log #6, Identifier for Register #22	UINT16	1 to 65535		Use Modbus address as the identifier (see note 7)	0	R/W
34984	1	Historical Log #6, Identifier for Register #23	UINT16	1 to 65535		Use Modbus address as the identifier (see note 7)	0	R/W
34985	1	Historical Log #6, Identifier for Register #24	UINT16	1 to 65535		Use Modbus address as the identifier (see note 7)	0	R/W
34986	1	Historical Log #6, Identifier for Register #25	UINT16	1 to 65535		Use Modbus address as the identifier (see note 7)	0	R/W
34987	1	Historical Log #6, Identifier for Register #26	UINT16	1 to 65535		Use Modbus address as the identifier (see note 7)	0	R/W
34988	1	Historical Log #6, Identifier for Register #27	UINT16	1 to 65535		Use Modbus address as the identifier (see note 7)	0	R/W
34989	1	Historical Log #6, Identifier for Register #28	UINT16	1 to 65535		Use Modbus address as the identifier (see note 7)	0	R/W
34990	1	Historical Log #6, Identifier for Register #29	UINT16	1 to 65535		Use Modbus address as the identifier (see note 7)	0	R/W
34991	1	Historical Log #6, Identifier for Register #30	UINT16	1 to 65535		Use Modbus address as the identifier (see note 7)	0	R/W
34992	1	Historical Log #6, Identifier for Register #31	UINT16	1 to 65535		Use Modbus address as the identifier (see note 7)	0	R/W
34993	1	Historical Log #6, Identifier for Register #32	UINT16	1 to 65535		Use Modbus address as the identifier (see note 7)	0	R/W
34994	1	Historical Log #6, Identifier for Register #33	UINT16	1 to 65535		Use Modbus address as the identifier (see note 7)	0	R/W
34995	1	Historical Log #6, Identifier for Register #34	UINT16	1 to 65535		Use Modbus address as the identifier (see note 7)	0	R/W
34996	1	Historical Log #6, Identifier for Register #35	UINT16	1 to 65535		Use Modbus address as the identifier (see note 7)	0	R/W
34997	1	Historical Log #6, Identifier for Register #36	UINT16	1 to 65535		Use Modbus address as the identifier (see note 7)	0	R/W
34998	1	Historical Log #6, Identifier for Register #37	UINT16	1 to 65535		Use Modbus address as the identifier (see note 7)	0	R/W
34999	1	Historical Log #6, Identifier for Register #38	UINT16	1 to 65535		Use Modbus address as the identifier (see note 7)	0	R/W
35000	1	Historical Log #6, Identifier for Register #39	UINT16	1 to 65535		Use Modbus address as the identifier (see note 7)	0	R/W
35001	1	Historical Log #6, Identifier for Register #40	UINT16	1 to 65535		Use Modbus address as the identifier (see note 7)	0	R/W
35002	1	Historical Log #6, Identifier for Register #41	UINT16	1 to 65535		Use Modbus address as the identifier (see note 7)	0	R/W
35003	1	Historical Log #6, Identifier for Register #42	UINT16	1 to 65535		Use Modbus address as the identifier (see note 7)	0	R/W
35004	1	Historical Log #6, Identifier for Register #43	UINT16	1 to 65535		Use Modbus address as the identifier (see note 7)	0	R/W
35005	1	Historical Log #6, Identifier for Register #44	UINT16	1 to 65535		Use Modbus address as the identifier (see note 7)	0	R/W
35006	1	Historical Log #6, Identifier for Register #45	UINT16	1 to 65535		Use Modbus address as the identifier (see note 7)	0	R/W
35007	1	Historical Log #6, Identifier for Register #46	UINT16	1 to 65535		Use Modbus address as the identifier (see note 7)	0	R/W

[illegible]

Reg#	Size	Description	Format	Value Range	Unit of measure or resolution	Comments	Factory default value	Acc
35065	1	Historical Log #6, Identifier for Register #104	UINT16	1 to 65535		Use Modbus address as the identifier (see note 7)	0	R/W
35066	1	Historical Log #6, Identifier for Register #105	UINT16	1 to 65535		Use Modbus address as the identifier (see note 7)	0	R/W
35067	1	Historical Log #6, Identifier for Register #106	UINT16	1 to 65535		Use Modbus address as the identifier (see note 7)	0	R/W
35068	1	Historical Log #6, Identifier for Register #107	UINT16	1 to 65535		Use Modbus address as the identifier (see note 7)	0	R/W
35069	1	Historical Log #6, Identifier for Register #108	UINT16	1 to 65535		Use Modbus address as the identifier (see note 7)	0	R/W
35070	1	Historical Log #6, Identifier for Register #109	UINT16	1 to 65535		Use Modbus address as the identifier (see note 7)	0	R/W
35071	1	Historical Log #6, Identifier for Register #110	UINT16	1 to 65535		Use Modbus address as the identifier (see note 7)	0	R/W
35072	1	Historical Log #6, Identifier for Register #111	UINT16	1 to 65535		Use Modbus address as the identifier (see note 7)	0	R/W
35073	1	Historical Log #6, Identifier for Register #112	UINT16	1 to 65535		Use Modbus address as the identifier (see note 7)	0	R/W
35074	1	Historical Log #6, Identifier for Register #113	UINT16	1 to 65535		Use Modbus address as the identifier (see note 7)	0	R/W
35075	1	Historical Log #6, Identifier for Register #114	UINT16	1 to 65535		Use Modbus address as the identifier (see note 7)	0	R/W
35076	1	Historical Log #6, Identifier for Register #115	UINT16	1 to 65535		Use Modbus address as the identifier (see note 7)	0	R/W
35077	1	Historical Log #6, Identifier for Register #116	UINT16	1 to 65535		Use Modbus address as the identifier (see note 7)	0	R/W
35078	1	Historical Log #6, Identifier for Register #117	UINT16	1 to 65535		Use Modbus address as the identifier (see note 7)	0	R/W
35079	73	Historical Log #6 Software Buffer				Reserved for software use.	0	R/W
35152	1	Waveform Log Sample Rate & Pretrigger	UINT16	bitmapped		ssssssss pppppppp High byte is samples/60Hz cycle = 5(32), 6(64), 7(128), 8(256), or 9(512) Low byte is number of pretrigger cycles.	0b0000011000000100	R/W
35153	1	Power Quality Log Triggers	UINT16	bitmapped		-----8 76543210 Set bits to enable PQ events/waveform captures. 2,1,0 = Voltage Surge, channel C,B,A 5,4,3 = Current Surge, channel C, B, A 8,7,6 = Voltage Sag, channel C, B, A	0b0000000111111111	R/W
35154	1	Waveform Log Triggers	UINT16	bitmapped		-----8 76543210 Set bits to enable PQ events/waveform captures. 2,1,0 = Voltage Surge, channel C,B,A 5,4,3 = Current Surge, channel C, B, A 8,7,6 = Voltage Sag, channel C, B, A	0b0000000111111111	R/W
35155	1	Waveform & PQ Log Sizes	UINT16	bitmapped		pppppppp wwwwww High byte is number of flash sectors for PQ log, Low byte is number of flash sectors for waveform log	0b0000000100000110	R/W
35157	1	Channel A Voltage Surge Threshold	UINT16	0 to 3276.7	0.1% of full scale	Thresholds are % of full scale, see note 12	0x04B0	R/W
35158	1	Channel A Current Surge Threshold	UINT16	0 to 3276.7	0.1% of full scale	Thresholds are % of full scale, see note 13	0x07D0	R/W
35159	1	Channel A Voltage Sag Threshold	UINT16	0 to 3276.7	0.1% of full scale	Thresholds are % of full scale, see note 14	0x0320	R/W
35163	1	Channel B Voltage Surge Threshold	UINT16	0 to 3276.7	0.1% of full scale	Thresholds are % of full scale, see note 12	0x04B0	R/W
35164	1	Channel B Current Surge Threshold	UINT16	0 to 3276.7	0.1% of full scale	Thresholds are % of full scale, see note 13	0x07D0	R/W
35165	1	Channel B Voltage Sag Threshold	UINT16	0 to 3276.7	0.1% of full scale	Thresholds are % of full scale, see note 14	0x0320	R/W
35169	1	Channel C Voltage Surge Threshold	UINT16	0 to 3276.7	0.1% of full scale	Thresholds are % of full scale, see note 12	0x04B0	R/W
35170	1	Channel C Current Surge Threshold	UINT16	0 to 3276.7	0.1% of full scale	Thresholds are % of full scale, see note 13	0x07D0	R/W
35171	1	Channel C Voltage Sag Threshold	UINT16	0 to 3276.7	0.1% of full scale	Thresholds are % of full scale, see note 14	0x0320	R/W

Reg#	Size	Description	Format	Value Range	Unit of measure or resolution	Comments	Factory default value	Acc
Programmable Settings for Time of Use Section								
36000	450	Calendar entries, 3 registers each, 150 entries total	UINT16	bitmapped		See note 6 for details		R/W
36450	50	Rate Change List, 50 entries total	UINT16	bitmapped		hhhhhmmm mmm--ttt Each entry specifies the time of a Rate change and Which Rate to adopt at that time. - unused bit, always 0 hhhhh = hour, 0 to 23 mmmmmm = minute; must be aligned with demand intervals (or sub-intervals) ttt - new Rate number, 1 to 4. Note: all unused entries must be at the end of the list and should be set to all zeroes.	regs. 1-2=0x0001 regs. 3-50=0x0000	R/W
36500	8	Schedule Index	UINT16	0 to 49		Position in the Rate change list of the first entry for each schedule. Assigning 50 for unused schedules is recommended.	reg.1=0x0001, regs. 2-8=0x3232	R/W
36508	7	Day type assignments:	UINT16	0 to 3		Assign one of the day types to each day of the week. 1st= Sun type...7th=Sat type. Weekday = 1, Weekend = 2.	2,1,1,1,1,1,2	R/W
36515	16	Annual Profile	UINT16	0 to 7		4x4 table of seasons vs. day types. Data specifies the schedule to use for all days of that type in a given season. First 4 registers are Season 0, next 4 are Season 1, etc. Assigning 16 to unused cells is recommended.	0,1,0,8,8,8,8,8,8,8,8,8,8,8,8,8	R/W

Reg#	Size	Description	Format	Value Range	Unit of measure or resolution	Comments	Factory default value	Acc
Monitored Data Sets Definitions. Note 6.								
Data Set #1								
36531	1	Accumulator #1 Register Identifier	UINT16	0 to 65535		Use the lower Modbus address of the 2-register accumulator as the identifier. If this set does not include an accumulator, set this to zero and also clear bit a in the options register.	0xFFFF	R/W
36532	1	Peak Demand Register #1 Identifier	UINT16	0 to 65535		Use the lower Modbus address of the 2-register demand as the identifier. If no such Modbus register exists, set this to zero and also clear bit c in the options register.	0xFFFF	R/W
36533	1	Coincident Demand Register #1 Identifier	UINT16	0 to 65535		Use the lower Modbus address of the 2-register demand as the identifier. If no such Modbus register exists or there is no applicable coincident demand, set this to zero and also clear bit g in the options register.	0xFFFF	R/W
36534	1	Monitored Data Set #1 Options	UINT16	bitmapped		Flag bits, if 1: b15:b9 = don't care b8 = cumulative demand is continuous, else non- b7 = coincident demand entity (1-VAR, 0-PF) b6 = enable coincident demand association b5 = enable cumulative demand b4,b3 = demand register type (00-positive power, 01-negative power, 10-positive PF, 11-negative PF) b2 = enable peak demand monitoring b1 = accumulator register sign is negative b0 = enable accumulator register monitoring	0	R/W
36535	8	Label for Data Set #1	ASCII	16 char			null	R/W
36543	8	Label for Accumulator #1	ASCII	16 char			null	R/W
36551	8	Label for Peak Demand #1	ASCII	16 char			null	R/W
36559	8	Label for Coincident Demand #1	ASCII	16 char			null	R/W
36567	8	Label for Cumulative Demand #1	ASCII	16 char			null	R/W

Reg#	Size	Description	Format	Value Range	Unit of measure or resolution	Comments	Factory default value	Acc
Data Set #2								
36575	1	Accumulator #2 Register Identifier	UINT16	0 to 65535		Use the lower Modbus address of the 2-register accumulator as the identifier. If this set does not include an accumulator, set this to zero and also clear bit a in the options register.	0xFFFF	R/W
36576	1	Peak Demand Register #2 Identifier	UINT16	0 to 65535		Use the lower Modbus address of the 2-register demand as the identifier. If no such Modbus register exists, set this to zero and also clear bit c in the options register.	0xFFFF	R/W
36577	1	Coincident Demand Register #2 Identifier	UINT16	0 to 65535		Use the lower Modbus address of the 2-register demand as the identifier. If no such Modbus register exists or there is no applicable coincident demand, set this to zero and also clear bit g in the options register.	0xFFFF	R/W
36578	1	Monitored Data Set #2 Options	UINT16	bitmapped		Flag bits, if 1: b15:b9 = don't care b8 = cumulative demand is continuous, else non- b7 = coincident demand entity (1-VAR, 0-PF) b6 = enable coincident demand association b5 = enable cumulative demand b4,b3 = demand register type (00-positive power, 10-negative power, 01-positive PF, 11-negative PF) b2 = enable peak demand monitoring b1 = accumulator register sign is negative b0 = enable accumulator register monitoring	0	R/W
36579	8	Label for Data Set #2	ASCII	16 char			null	R/W
36587	8	Label for Accumulator #2	ASCII	16 char			null	R/W
36595	8	Label for Peak Demand #2	ASCII	16 char			null	R/W
36603	8	Label for Coincident Demand #2	ASCII	16 char			null	R/W
36611	8	Label for Cumulative Demand #2	ASCII	16 char			null	R/W

Reg#	Size	Description	Format	Value Range	Unit of measure or resolution	Comments	Factory default value	Acc
Data Set #3								
36619	1	Accumulator #3 Register Identifier	UINT16	0 to 65535		Use the lower Modbus address of the 2-register accumulator as the identifier. If this set does not include an accumulator, set this to zero and also clear bit a in the options register.	0xFFFF	R/W
36620	1	Peak Demand Register #3 Identifier	UINT16	0 to 65535		Use the lower Modbus address of the 2-register demand as the identifier. If no such Modbus register exists, set this to zero and also clear bit c in the options register.	0xFFFF	R/W
36621	1	Coincident Demand Register #3 Identifier	UINT16	0 to 65535		Use the lower Modbus address of the 2-register demand as the identifier. If no such Modbus register exists or there is no applicable coincident demand, set this to zero and also clear bit g in the options register.	0xFFFF	R/W
36622	1	Monitored Data Set #3 Options	UINT16	bitmapped		Flag bits, if 1: b15:b9 = don't care b8 = cumulative demand is continuous, else non- b7 = coincident demand entity (1-VAR, 0-PF) b6 = enable coincident demand association b5 = enable cumulative demand b4,b3 = demand register type (00-positive power, 10-negative power, 01-positive PF, 11-negative PF) b2 = enable peak demand monitoring b1 = accumulator register sign is negative b0 = enable accumulator register monitoring	0	R/W
36623	8	Label for Data Set #3	ASCII	16 char			null	R/W
36631	8	Label for Accumulator #3	ASCII	16 char			null	R/W
36639	8	Label for Peak Demand #3	ASCII	16 char			null	R/W
36647	8	Label for Coincident Demand #3	ASCII	16 char			null	R/W
36655	8	Label for Cumulative Demand #3	ASCII	16 char			null	R/W

Reg#	Size	Description	Format	Value Range	Unit of measure or resolution	Comments	Factory default value	Acc
Data Set #4								
36663	1	Accumulator #4 Register Identifier	UINT16	0 to 65535		Use the lower Modbus address of the 2-register accumulator as the identifier. If this set does not include an accumulator, set this to zero and also clear bit a in the options register.	0xFFFF	R/W
36664	1	Peak Demand Register #4 Identifier	UINT16	0 to 65535		Use the lower Modbus address of the 2-register demand as the identifier. If no such Modbus register exists, set this to zero and also clear bit c in the options register.	0xFFFF	R/W
36665	1	Coincident Demand Register #4 Identifier	UINT16	0 to 65535		Use the lower Modbus address of the 2-register demand as the identifier. If no such Modbus register exists or there is no applicable coincident demand, set this to zero and also clear bit g in the options register.	0xFFFF	R/W
36666	1	Monitored Data Set #4 Options	UINT16	bitmapped		Flag bits, if 1: b15:b9 = don't care b8 = cumulative demand is continuous, else non- b7 = coincident demand entity (1-VAR, 0-PF) b6 = enable coincident demand association b5 = enable cumulative demand b4,b3 = demand register type (00-positive power, 10-negative power, 01-positive PF, 11-negative PF) b2 = enable peak demand monitoring b1 = accumulator register sign is negative b0 = enable accumulator register monitoring	0	R/W
36667	8	Label for Data Set #4	ASCII	16 char			null	R/W
36675	8	Label for Accumulator #4	ASCII	16 char			null	R/W
36683	8	Label for Peak Demand #4	ASCII	16 char			null	R/W
36691	8	Label for Coincident Demand #4	ASCII	16 char			null	R/W
36699	8	Label for Cumulative Demand #4	ASCII	16 char			null	R/W

Reg#	Size	Description	Format	Value Range	Unit of measure or resolution	Comments	Factory default value	Acc
Data Set #5								
36707	1	Accumulator #5 Register Identifier	UINT16	0 to 65535		Use the lower Modbus address of the 2-register accumulator as the identifier. If this set does not include an accumulator, set this to zero and also clear bit a in the options register.	0xFFFF	R/W
36708	1	Peak Demand Register #5 Identifier	UINT16	0 to 65535		Use the lower Modbus address of the 2-register demand as the identifier. If no such Modbus register exists, set this to zero and also clear bit c in the options register.	0xFFFF	R/W
36709	1	Coincident Demand Register #5 Identifier	UINT16	0 to 65535		Use the lower Modbus address of the 2-register demand as the identifier. If no such Modbus register exists or there is no applicable coincident demand, set this to zero and also clear bit g in the options register.	0xFFFF	R/W
36710	1	Monitored Data Set #5 Options	UINT16	bitmapped		Flag bits, if 1: b15:b9 = don't care b8 = cumulative demand is continuous, else non- b7 = coincident demand entity (1-VAR, 0-PF) b6 = enable coincident demand association b5 = enable cumulative demand b4,b3 = demand register type (00-positive power, 10-negative power, 01-positive PF, 11-negative PF) b2 = enable peak demand monitoring b1 = accumulator register sign is negative b0 = enable accumulator register monitoring	0	R/W
36711	8	Label for Data Set #5	ASCII	16 char			null	R/W
36719	8	Label for Accumulator #5	ASCII	16 char			null	R/W
36727	8	Label for Peak Demand #5	ASCII	16 char			null	R/W
36735	8	Label for Coincident Demand #5	ASCII	16 char			null	R/W
36743	8	Label for Cumulative Demand #5	ASCII	16 char			null	R/W

Reg#	Size	Description	Format	Value Range	Unit of measure or resolution	Comments	Factory default value	Acc
Data Set #6								
36751	1	Accumulator #6 Register Identifier	UINT16	0 to 65535		Use the lower Modbus address of the 2-register accumulator as the identifier. If this set does not include an accumulator, set this to zero and also clear bit a in the options register.	0xFFFF	R/W
36752	1	Peak Demand Register #6 Identifier	UINT16	0 to 65535		Use the lower Modbus address of the 2-register demand as the identifier. If no such Modbus register exists, set this to zero and also clear bit c in the options register.	0xFFFF	R/W
36753	1	Coincident Demand Register #6 Identifier	UINT16	0 to 65535		Use the lower Modbus address of the 2-register demand as the identifier. If no such Modbus register exists or there is no applicable coincident demand, set this to zero and also clear bit g in the options register.	0xFFFF	R/W
36754	1	Monitored Data Set #6 Options	UINT16	bitmapped		Flag bits, if 1: b15:b9 = don't care b8 = cumulative demand is continuous, else non- b7 = coincident demand entity (1-VAR, 0-PF) b6 = enable coincident demand association b5 = enable cumulative demand b4,b3 = demand register type (00-positive power, 10-negative power, 01-positive PF, 11-negative PF) b2 = enable peak demand monitoring b1 = accumulator register sign is negative b0 = enable accumulator register monitoring	0	R/W
36755	8	Label for Data Set #6	ASCII	16 char			null	R/W
36763	8	Label for Accumulator #6	ASCII	16 char			null	R/W
36771	8	Label for Peak Demand #6	ASCII	16 char			null	R/W
36779	8	Label for Coincident Demand #6	ASCII	16 char			null	R/W
36787	8	Label for Cumulative Demand #6	ASCII	16 char			null	R/W

Reg#	Size	Description	Format	Value Range	Unit of measure or resolution	Comments	Factory default value	Acc
Data Set #7								
36795	1	Accumulator #7 Register Identifier	UINT16	0 to 65535		Use the lower Modbus address of the 2-register accumulator as the identifier. If this set does not include an accumulator, set this to zero and also clear bit a in the options register.	0xFFFF	R/W
36796	1	Peak Demand Register #7 Identifier	UINT16	0 to 65535		Use the lower Modbus address of the 2-register demand as the identifier. If no such Modbus register exists, set this to zero and also clear bit c in the options register.	0xFFFF	R/W
36797	1	Coincident Demand Register #7 Identifier	UINT16	0 to 65535		Use the lower Modbus address of the 2-register demand as the identifier. If no such Modbus register exists or there is no applicable coincident demand, set this to zero and also clear bit g in the options register.	0xFFFF	R/W
36798	1	Monitored Data Set #7 Options	UINT16	bitmapped		Flag bits, if 1: b15:b9 = don't care b8 = cumulative demand is continuous, else non- b7 = coincident demand entity (1-VAR, 0-PF) b6 = enable coincident demand association b5 = enable cumulative demand b4,b3 = demand register type (00-positive power, 10-negative power, 01-positive PF, 11-negative PF) b2 = enable peak demand monitoring b1 = accumulator register sign is negative b0 = enable accumulator register monitoring	0	R/W
36799	8	Label for Data Set #7	ASCII	16 char			null	R/W
36807	8	Label for Accumulator #7	ASCII	16 char			null	R/W
36815	8	Label for Peak Demand #7	ASCII	16 char			null	R/W
36823	8	Label for Coincident Demand #7	ASCII	16 char			null	R/W
36831	8	Label for Cumulative Demand #7	ASCII	16 char			null	R/W

Reg#	Size	Description	Format	Value Range	Unit of measure or resolution	Comments	Factory default value	Acc
Data Set #8								
36839	1	Accumulator #8 Register Identifier	UINT16	0 to 65535		Use the lower Modbus address of the 2-register accumulator as the identifier. If this set does not include an accumulator, set this to zero and also clear bit a in the options register.	0xFFFF	R/W
36840	1	Peak Demand Register #8 Identifier	UINT16	0 to 65535		Use the lower Modbus address of the 2-register demand as the identifier. If no such Modbus register exists, set this to zero and also clear bit c in the options register.	0xFFFF	R/W
36841	1	Coincident Demand Register #8 Identifier	UINT16	0 to 65535		Use the lower Modbus address of the 2-register demand as the identifier. If no such Modbus register exists or there is no applicable coincident demand, set this to zero and also clear bit g in the options register.	0xFFFF	R/W
36842	1	Monitored Data Set #8 Options	UINT16	bitmapped		Flag bits, if 1: b15:b9 = don't care b8 = cumulative demand is continuous, else non- b7 = coincident demand entity (1-VAR, 0-PF) b6 = enable coincident demand association b5 = enable cumulative demand b4,b3 = demand register type (00-positive power, 10-negative power, 01-positive PF, 11-negative PF) b2 = enable peak demand monitoring b1 = accumulator register sign is negative b0 = enable accumulator register monitoring	0	R/W
36843	8	Label for Data Set #8	ASCII	16 char			null	R/W
36851	8	Label for Accumulator #8	ASCII	16 char			null	R/W
36859	8	Label for Peak Demand #8	ASCII	16 char			null	R/W
36867	8	Label for Coincident Demand #8	ASCII	16 char			null	R/W
36875	8	Label for Cumulative Demand #8	ASCII	16 char			null	R/W

Reg#	Size	Description	Format	Value Range	Unit of measure or resolution	Comments	Factory default value	Acc
Data Set #9								
36883	1	Accumulator #9 Register Identifier	UINT16	0 to 65535		Use the lower Modbus address of the 2-register accumulator as the identifier. If this set does not include an accumulator, set this to zero and also clear bit a in the options register.	0xFFFF	R/W
36884	1	Peak Demand Register #9 Identifier	UINT16	0 to 65535		Use the lower Modbus address of the 2-register demand as the identifier. If no such Modbus register exists, set this to zero and also clear bit c in the options register.	0xFFFF	R/W
36885	1	Coincident Demand Register #9 Identifier	UINT16	0 to 65535		Use the lower Modbus address of the 2-register demand as the identifier. If no such Modbus register exists or there is no applicable coincident demand, set this to zero and also clear bit g in the options register.	0xFFFF	R/W
36886	1	Monitored Data Set #9 Options	UINT16	bitmapped		Flag bits, if 1: b15:b9 = don't care b8 = cumulative demand is continuous, else non- b7 = coincident demand entity (1-VAR, 0-PF) b6 = enable coincident demand association b5 = enable cumulative demand b4,b3 = demand register type (00-positive power, 10-negative power, 01-positive PF, 11-negative PF) b2 = enable peak demand monitoring b1 = accumulator register sign is negative b0 = enable accumulator register monitoring	0	R/W
36887	8	Label for Data Set #9	ASCII	16 char			null	R/W
36895	8	Label for Accumulator #9	ASCII	16 char			null	R/W
36903	8	Label for Peak Demand #9	ASCII	16 char			null	R/W
36911	8	Label for Coincident Demand #9	ASCII	16 char			null	R/W
36919	8	Label for Cumulative Demand #9	ASCII	16 char			null	R/W

Reg#	Size	Description	Format	Value Range	Unit of measure or resolution	Comments	Factory default value	Acc
Data Set #10								
36927	1	Accumulator #10 Register Identifier	UINT16	0 to 65535		Use the lower Modbus address of the 2-register accumulator as the identifier. If this set does not include an accumulator, set this to zero and also clear bit a in the options register.	0xFFFF	R/W
36928	1	Peak Demand Register #10 Identifier	UINT16	0 to 65535		Use the lower Modbus address of the 2-register demand as the identifier. If no such Modbus register exists, set this to zero and also clear bit c in the options register.	0xFFFF	R/W
36929	1	Coincident Demand Register #10 Identifier	UINT16	0 to 65535		Use the lower Modbus address of the 2-register demand as the identifier. If no such Modbus register exists or there is no applicable coincident demand, set this to zero and also clear bit g in the options register.	0xFFFF	R/W
36930	1	Monitored Data Set #10 Options	UINT16	bitmapped		Flag bits, if 1: b15:b9 = don't care b8 = cumulative demand is continuous, else non- b7 = coincident demand entity (1-VAR, 0-PF) b6 = enable coincident demand association b5 = enable cumulative demand b4,b3 = demand register type (00-positive power, 10-negative power, 01-positive PF, 11-negative PF) b2 = enable peak demand monitoring b1 = accumulator register sign is negative b0 = enable accumulator register monitoring	0	R/W
36931	8	Label for Data Set #10	ASCII	16 char			null	R/W
36939	8	Label for Accumulator #10	ASCII	16 char			null	R/W
36947	8	Label for Peak Demand #10	ASCII	16 char			null	R/W
36955	8	Label for Coincident Demand #10	ASCII	16 char			null	R/W
36963	8	Label for Cumulative Demand #10	ASCII	16 char			null	R/W

Reg#	Size	Description	Format	Value Range	Unit of measure or resolution	Comments	Factory default value	Acc
Data Set #11								
36971	1	Accumulator #11 Register Identifier	UINT16	0 to 65535		Use the lower Modbus address of the 2-register accumulator as the identifier. If this set does not include an accumulator, set this to zero and also clear bit a in the options register.	0xFFFF	R/W
36972	1	Peak Demand Register #11 Identifier	UINT16	0 to 65535		Use the lower Modbus address of the 2-register demand as the identifier. If no such Modbus register exists, set this to zero and also clear bit c in the options register.	0xFFFF	R/W
36973	1	Coincident Demand Register #11 Identifier	UINT16	0 to 65535		Use the lower Modbus address of the 2-register demand as the identifier. If no such Modbus register exists or there is no applicable coincident demand, set this to zero and also clear bit g in the options register.	0xFFFF	R/W
36974	1	Monitored Data Set #11 Options	UINT16	bitmapped		Flag bits, if 1: b15:b9 = don't care b8 = cumulative demand is continuous, else non- b7 = coincident demand entity (1-VAR, 0-PF) b6 = enable coincident demand association b5 = enable cumulative demand b4,b3 = demand register type (00-positive power, 10-negative power, 01-positive PF, 11-negative PF) b2 = enable peak demand monitoring b1 = accumulator register sign is negative b0 = enable accumulator register monitoring	0	R/W
36975	8	Label for Data Set #11	ASCII	16 char			null	R/W
36983	8	Label for Accumulator #11	ASCII	16 char			null	R/W
36991	8	Label for Peak Demand #11	ASCII	16 char			null	R/W
36999	8	Label for Coincident Demand #11	ASCII	16 char			null	R/W
37007	8	Label for Cumulative Demand #11	ASCII	16 char			null	R/W

Reg#	Size	Description	Format	Value Range	Unit of measure or resolution	Comments	Factory default value	Acc
Data Set #12								
37015	1	Accumulator #12 Register Identifier	UINT16	0 to 65535		Use the lower Modbus address of the 2-register accumulator as the identifier. If this set does not include an accumulator, set this to zero and also clear bit a in the options register.	0xFFFF	R/W
37016	1	Peak Demand Register #12 Identifier	UINT16	0 to 65535		Use the lower Modbus address of the 2-register demand as the identifier. If no such Modbus register exists, set this to zero and also clear bit c in the options register.	0xFFFF	R/W
37017	1	Coincident Demand Register #12 Identifier	UINT16	0 to 65535		Use the lower Modbus address of the 2-register demand as the identifier. If no such Modbus register exists or there is no applicable coincident demand, set this to zero and also clear bit g in the options register.	0xFFFF	R/W
37018	1	Monitored Data Set #12 Options	UINT16	bitmapped		Flag bits, if 1: b15:b9 = don't care b8 = cumulative demand is continuous, else non- b7 = coincident demand entity (1-VAR, 0-PF) b6 = enable coincident demand association b5 = enable cumulative demand b4,b3 = demand register type (00-positive power, 10-negative power, 01-positive PF, 11-negative PF) b2 = enable peak demand monitoring b1 = accumulator register sign is negative b0 = enable accumulator register monitoring	0	R/W
37019	8	Label for Data Set #12	ASCII	16 char			null	R/W
37027	8	Label for Accumulator #12	ASCII	16 char			null	R/W
37035	8	Label for Peak Demand #12	ASCII	16 char			null	R/W
37043	8	Label for Coincident Demand #12	ASCII	16 char			null	R/W
37051	8	Label for Cumulative Demand #12	ASCII	16 char			null	R/W

Reg#	Size	Description	Format	Value Range	Unit of measure or resolution	Comments	Factory default value	Acc
Data Set #13								
37059	1	Accumulator #13 Register Identifier	UINT16	0 to 65535		Use the lower Modbus address of the 2-register accumulator as the identifier. If this set does not include an accumulator, set this to zero and also clear bit a in the options register.	0xFFFF	R/W
37060	1	Peak Demand Register #13 Identifier	UINT16	0 to 65535		Use the lower Modbus address of the 2-register demand as the identifier. If no such Modbus register exists, set this to zero and also clear bit c in the options register.	0xFFFF	R/W
37061	1	Coincident Demand Register #13 Identifier	UINT16	0 to 65535		Use the lower Modbus address of the 2-register demand as the identifier. If no such Modbus register exists or there is no applicable coincident demand, set this to zero and also clear bit g in the options register.	0xFFFF	R/W
37062	1	Monitored Data Set #13 Options	UINT16	bitmapped		Flag bits, if 1: b15:b9 = don't care b8 = cumulative demand is continuous, else non- b7 = coincident demand entity (1-VAR, 0-PF) b6 = enable coincident demand association b5 = enable cumulative demand b4,b3 = demand register type (00-positive power, 10-negative power, 01-positive PF, 11-negative PF) b2 = enable peak demand monitoring b1 = accumulator register sign is negative b0 = enable accumulator register monitoring	0	R/W
37063	8	Label for Data Set #13	ASCII	16 char			null	R/W
37071	8	Label for Accumulator #13	ASCII	16 char			null	R/W
37079	8	Label for Peak Demand #13	ASCII	16 char			null	R/W
37087	8	Label for Coincident Demand #13	ASCII	16 char			null	R/W
37095	8	Label for Cumulative Demand #13	ASCII	16 char			null	R/W

Reg#	Size	Description	Format	Value Range	Unit of measure or resolution	Comments	Factory default value	Acc
Data Set #14								
37103	1	Accumulator #14 Register Identifier	UINT16	0 to 65535		Use the lower Modbus address of the 2-register accumulator as the identifier. If this set does not include an accumulator, set this to zero and also clear bit a in the options register.	0xFFFF	R/W
37104	1	Peak Demand Register #14 Identifier	UINT16	0 to 65535		Use the lower Modbus address of the 2-register demand as the identifier. If no such Modbus register exists, set this to zero and also clear bit c in the options register.	0xFFFF	R/W
37105	1	Coincident Demand Register #14 Identifier	UINT16	0 to 65535		Use the lower Modbus address of the 2-register demand as the identifier. If no such Modbus register exists or there is no applicable coincident demand, set this to zero and also clear bit g in the options register.	0xFFFF	R/W
37106	1	Monitored Data Set #14 Options	UINT16	bitmapped		Flag bits, if 1: b15:b9 = don't care b8 = cumulative demand is continuous, else non- b7 = coincident demand entity (1-VAR, 0-PF) b6 = enable coincident demand association b5 = enable cumulative demand b4,b3 = demand register type (00-positive power, 10-negative power, 01-positive PF, 11-negative PF) b2 = enable peak demand monitoring b1 = accumulator register sign is negative b0 = enable accumulator register monitoring	0	R/W
37107	8	Label for Data Set #14	ASCII	16 char			null	R/W
37115	8	Label for Accumulator #14	ASCII	16 char			null	R/W
37123	8	Label for Peak Demand #14	ASCII	16 char			null	R/W
37131	8	Label for Coincident Demand #14	ASCII	16 char			null	R/W
37139	8	Label for Cumulative Demand #14	ASCII	16 char			null	R/W

Reg#	Size	Description	Format	Value Range	Unit of measure or resolution	Comments	Factory default value	Acc
Data Set #15								
37147	1	Accumulator #15 Register Identifier	UINT16	0 to 65535		Use the lower Modbus address of the 2-register accumulator as the identifier. If this set does not include an accumulator, set this to zero and also clear bit a in the options register.	0xFFFF	R/W
37148	1	Peak Demand Register #15 Identifier	UINT16	0 to 65535		Use the lower Modbus address of the 2-register demand as the identifier. If no such Modbus register exists, set this to zero and also clear bit c in the options register.	0xFFFF	R/W
37149	1	Coincident Demand Register #15 Identifier	UINT16	0 to 65535		Use the lower Modbus address of the 2-register demand as the identifier. If no such Modbus register exists or there is no applicable coincident demand, set this to zero and also clear bit g in the options register.	0xFFFF	R/W
37150	1	Monitored Data Set #15 Options	UINT16	bitmapped		Flag bits, if 1: b15:b9 = don't care b8 = cumulative demand is continuous, else non- b7 = coincident demand entity (1-VAR, 0-PF) b6 = enable coincident demand association b5 = enable cumulative demand b4,b3 = demand register type (00-positive power, 10-negative power, 01-positive PF, 11-negative PF) b2 = enable peak demand monitoring b1 = accumulator register sign is negative b0 = enable accumulator register monitoring	0	R/W
37151	8	Label for Data Set #15	ASCII	16 char			null	R/W
37159	8	Label for Accumulator #15	ASCII	16 char			null	R/W
37167	8	Label for Peak Demand #15	ASCII	16 char			null	R/W
37175	8	Label for Coincident Demand #15	ASCII	16 char			null	R/W
37183	8	Label for Cumulative Demand #15	ASCII	16 char			null	R/W

Reg#	Size	Description	Format	Value Range	Unit of measure or resolution	Comments	Factory default value	Acc
Data Set #16								
37191	1	Accumulator #16 Register Identifier	UINT16	0 to 65535		Use the lower Modbus address of the 2-register accumulator as the identifier. If this set does not include an accumulator, set this to zero and also clear bit a in the options register.	0xFFFF	R/W
37192	1	Peak Demand Register #16 Identifier	UINT16	0 to 65535		Use the lower Modbus address of the 2-register demand as the identifier. If no such Modbus register exists, set this to zero and also clear bit c in the options register.	0xFFFF	R/W
37193	1	Coincident Demand Register #16 Identifier	UINT16	0 to 65535		Use the lower Modbus address of the 2-register demand as the identifier. If no such Modbus register exists or there is no applicable coincident demand, set this to zero and also clear bit g in the options register.	0xFFFF	R/W
37194	1	Monitored Data Set #16 Options	UINT16	bitmapped		Flag bits, if 1: b15:b9 = don't care b8 = cumulative demand is continuous, else non- b7 = coincident demand entity (1-VAR, 0-PF) b6 = enable coincident demand association b5 = enable cumulative demand b4,b3 = demand register type (00-positive power, 10-negative power, 01-positive PF, 11-negative PF) b2 = enable peak demand monitoring b1 = accumulator register sign is negative b0 = enable accumulator register monitoring	0	R/W
37195	8	Label for Data Set #16	ASCII	16 char			null	R/W
37203	8	Label for Accumulator #16	ASCII	16 char			null	R/W
37211	8	Label for Peak Demand #16	ASCII	16 char			null	R/W
37219	8	Label for Coincident Demand #16	ASCII	16 char			null	R/W
37227	8	Label for Cumulative Demand #16	ASCII	16 char			null	R/W

Reg#	Size	Description	Format	Value Range	Unit of measure or resolution	Comments	Factory default value	Acc
37235	8	Label for holiday (type 0)						R/W
37243	24	Label for day types 1, 2, 3	ASCII	16 char		Labels for the 3 non-holiday day types		R/W
37267	8	Label for total Rate	ASCII	16 char				R/W
37275	32	Labels for Rates 1 - 4	ASCII	16 char				R/W
37307	248	Labels for holidays 1 - 31	ASCII	16 char				R/W
37555	96	Labels for months 1 - 12	ASCII	16 char				R/W
37651	32	Labels for seasons 1 - 4	ASCII	16 char				R/W
37683	1	Month Self Read Time of Day	UINT16	bitmapped		high byte is hour (0-23), low byte is minute (5, 15, 30, 60); must be aligned with the demand interval	0b000000000000000001	R/W
37684	1	Season Self Read Time of Day	UINT16	bitmapped		high byte is hour (0-23), low byte is minute (5, 15, 30, 60); must be aligned with the demand interval	0b000000000000000001	R/W
37685	1	Number of months	UINT16	0 to 12		If number of months = 0, all month data will be month 1; similarly if number of seasons = 0, all season data will be season 1.		R/W
37686	1	Number of seasons	UINT16	0 to 4		If number of months = 0, all month data will be month 1; similarly if number of seasons = 0, all season data will be season 1.		R/W
37687	1	Number of day types	UINT16	1 to 3				R/W
37688	1	Option Bits	UINT16	bitmapped		b15-b4, b1-b0: must be set to 0. b3, b2 active 1. b3: Billing Month accumulators to restart for each billing period b2: Season accumulators to restart for each billing period		R/W
DNP Configuration Section (DCP)								
37956	9	User String	ASCII	16 char		User string to readable from point #4 of object 110.	0	R/W
37965	1	Class 0 assignment for points in String objects	UINT16	bitmapped		b15-b5: reserved, must be 0. b4-b0: points (#4 to #0) assigned to Class 0, bitmapped, active 1.	0b0000000000011111	R/W
37966	1	Enable digital inputs on option cards (binary inputs)	UINT16	bitmapped		b15-b8: reserved. Enable DNP accessibility, bitmapped, active 1: b7-b4: digital inputs (4 to1) on option card 2 b3-b0: digital inputs (4 to1) on option card 1	0	R/W
37967	1	Class assignments for input points on option card 1	UINT16	bitmapped		Class #(3 to 0) assignments, bitmapped in 4x4bit nibbles, active 1: b15-b12: digital input 4 (point 3) b11-b8: digital input 3 (point 2) b7-b4: digital input 2 (point 1) b3-b0: digital input 1 (point 0)	0	R/W
37968	1	Class assignments for input points of option card 2	UINT16	bitmapped		Class #(3 to 0) assignments, bitmapped in 4x4bit nibbles, active 1: b15-b12: digital input 4 (point 3) b11-b8: digital input 3 (point 2) b7-b4: digital input 2 (point 1) b3-b0: digital input 1 (point 0)	0	R/W

Reg#	Size	Description	Format	Value Range	Unit of measure or resolution	Comments	Factory default value	Acc
37969	2	Reserved	UINT16	0		Must be 0	0	R/W
37971	1	Enable digital outputs on option cards (binary output relays)	UINT16	bitmapped		b15-b8: reserved. Enable DNP accessibility, bitmapped, active 1: b7-b4: digital inputs (4 to1) on option card 2 b3-b0: digital inputs (4 to1) on option card 1	0	R/W
37972	1	Class 0 assignment for output points on option cards	UINT16	bitmapped		Active 1 b12: digital output 2 on option card 2 b8: digital output 1 on option card 2. b4: digital output 2 on option card 1 b0: digital output 1 on option card 1 Other bits reserved and must be 0	0	R/W
37973	1	Reserved	UINT16	0			0	R/W
37974	1	Max time between Select and Operate commands for outputs	UINT16	40 to 2400	25 ms		200	R/W
37975	1	Reserved	UINT16	0		Must be 0	0	R/W
37976	1	Confirm Reply Timeout	UINT16	3 to 65535	25 ms		80	R/W
37977	1	Time Configuration	UINT16	bitmapped		b15-b14: Synchronization mode, 00=None, 01=from serial only, 10=from serial or network card, 11=invalid. b13: 1=send unsolicited null messages if time sync required. b12: reserved, must be 0. b11-b0: 12 bit, minute time value the clock is valid after being set	0b0000000000000101	R/W
37978	1	Unsolicited Messages Configuration	UINT16	bitmapped	25 ms	b15: 1=Class 3 is allowed by default b14: 1=Class 2 is allowed by default, b13: 1=Class 1 is allowed by default, b12: 1=unsolicited messages are allowed b11-b0: 12bit value for unsolicited timeout in 25ms units.	0b0000000001010000	R/W
37979	1	Target device address for unsolicited messages	UINT16	0 to 65519 or 65535			0	R/W
37980	1	This device DNP address	UINT16	0 to 65519			1	R/W
37981	1	AutoFreeze Configuration	UINT16	bitmapped		b15: 1=Autofreeze is enabled. b14: 1=Max/Min Demand is reset when autofreeze occurs, as long as Time of Use is enabled. b13-b12: Periodicity: 00=Monthly, 01=Weekly, 10=Daily, 11=Hourly. b5-b0: Day for freezing: When period is monthly, 0 means last day of month, or 1-31 as day of month; When period is weekly 1-7 is day of week (Sun - Sat). Irrelevant for Daily or Hourly periods. Other bits must be set to 0.	0	R/W
37982	1	AutoFreeze Time	UINT16	bitmapped		b12-b8: Hour of day to freeze (0-23) b5-b3: Minute of day to freeze (0-59) Other bits must be set to 0.	0	R/W
37983	6	Reserved	UINT16	0			0	R/W

Reg#	Size	Description	Format	Value Range	Unit of measure or resolution	Comments	Factory default value	Acc
37989	1	Settings for mapped point #1	UINT16	bitmapped		b15: reserved, must be 0 b14-b12: Object type, 000=None(empty), 010=Binary Inputs (Object 20), 011=Analog Input (Object 30), others invalid. b11-b8: Type of the original mapped register: 0000=UINT32, 0001=SINT32, 0010=UINT16, 0011=SINT16, 0100=FLOAT32, others invalid b7-b6: Scaler number type: 00=No, 01=FLOAT, 10=SINT32, 11=invalid. b5-b0: reserved, must be 0.	0b0010000100000000	R/W
37990	1	Mapped Modbus register address	UINT16	1 to 65535		Modbus reg. address to map in DNP as object 20 or 30	0x05DB	R/W
37991	2	Mapped Scaling value	SINT32 FLOAT			Settings dependent number type., Always positive	1	R/W
37993	2	Mapped Deadband value	SINT32 FLOAT			Settings dependent number type., Always positive	0	R/W
37995	1	Mapped Class assignments	UINT16	bitmapped		Class #(3 to 0) assignments, bitmapped in 4x4bit nibbles, active 1: b15-b12: Object 23, class assignments b11-b8: Object 22 or 32 class assignments b7-b4: Object 21 class assignment b3-b0: Object 20 or 30 class assignment.	1	R/W
37996	1	reserved	UINT16	0		Must be set to 0	0	R/W
37997	1	Settings for mapped point #2	UINT16	bitmapped		b15: reserved, must be 0 b14-b12: Object type, 000=None(empty), 010=Binary Inputs (Object 20), 011=Analog Input (Object 30), others invalid. b11-b8: Type of the original mapped register: 0000=UINT32, 0001=SINT32, 0010=UINT16, 0011=SINT16, 0100=FLOAT32, others invalid b7-b6: Scaler number type: 00=No, 01=FLOAT, 10=SINT32, 11=invalid. b5-b0: reserved, must be 0.	0b0010000100000000	R/W
37998	1	Mapped Modbus register address	UINT16	1 to 65535		Modbus reg. address to map in DNP as object 20 or 30	0x05DB	R/W
37999	2	Mapped Scaling value	SINT32 FLOAT			Settings dependent number type., Always positive	1	R/W
38001	2	Mapped Deadband value	SINT32 FLOAT			Settings dependent number type., Always positive	0	R/W
38003	1	Mapped Class assignments	UINT16	bitmapped		Class #(3 to 0) assignments, bitmapped in 4x4bit nibbles, active 1: b15-b12: Object 23, class assignments b11-b8: Object 22 or 32 class assignments b7-b4: Object 21 class assignment b3-b0: Object 20 or 30 class assignment.	1	R/W
38004	1	reserved	UINT16	0		Must be set to 0	0	R/W

Reg#	Size	Description	Format	Value Range	Unit of measure or resolution	Comments	Factory default value	Acc
38005	1	Settings for mapped point #3	UINT16	bitmapped		b15: reserved, must be 0 b14-b12: Object type, 000=None(empty), 010=Binary Inputs (Object 20), 011=Analog Input (Object 30), others invalid. b11-b8: Type of the original mapped register: 0000=UINT32, 0001=SINT32, 0010=UINT16, 0011=SINT16, 0100=FLOAT32, others invalid b7-b6: Scaler number type: 00=No, 01=FLOAT, 10=SINT32, 11=invalid. b5-b0: reserved, must be 0.	0b0010000100000000	R/W
38006	1	Mapped Modbus register address	UINT16	1 to 65535		Modbus reg. address to map in DNP as object 20 or 30	0x05DB	R/W
38007	2	Mapped Scaling value	SINT32 FLOAT			Settings dependent number type., Always positive	1	R/W
38009	2	Mapped Deadband value	SINT32 FLOAT			Settings dependent number type., Always positive	0	R/W
38011	1	Mapped Class assignments	UINT16	bitmapped		Class #(3 to 0) assignments, bitmapped in 4x4bit nibbles, active 1: b15-b12: Object 23, class assignments b11-b8: Object 22 or 32 class assignments b7-b4: Object 21 class assignment b3-b0: Object 20 or 30 class assignment.	1	R/W
38012	1	reserved	UINT16	0		Must be set to 0	0	R/W
38013	1	Settings for mapped point #4	UINT16	bitmapped		b15: reserved, must be 0 b14-b12: Object type, 000=None(empty), 010=Binary Inputs (Object 20), 011=Analog Input (Object 30), others invalid. b11-b8: Type of the original mapped register: 0000=UINT32, 0001=SINT32, 0010=UINT16, 0011=SINT16, 0100=FLOAT32, others invalid b7-b6: Scaler number type: 00=No, 01=FLOAT, 10=SINT32, 11=invalid. b5-b0: reserved, must be 0.	0b0010000100000000	R/W
38014	1	Mapped Modbus register address	UINT16	1 to 65535		Modbus reg. address to map in DNP as object 20 or 30	0x05DB	R/W
38015	2	Mapped Scaling value	SINT32 FLOAT			Settings dependent number type., Always positive	1	R/W
38017	2	Mapped Deadband value	SINT32 FLOAT			Settings dependent number type., Always positive	0	R/W
38019	1	Mapped Class assignments	UINT16	bitmapped		Class #(3 to 0) assignments, bitmapped in 4x4bit nibbles, active 1: b15-b12: Object 23, class assignments b11-b8: Object 22 or 32 class assignments b7-b4: Object 21 class assignment b3-b0: Object 20 or 30 class assignment.	1	R/W
38020	1	reserved	UINT16	0		Must be set to 0	0	R/W

Reg#	Size	Description	Format	Value Range	Unit of measure or resolution	Comments	Factory default value	Acc
38021	1	Settings for mapped point #5	UINT16	bitmapped		b15: reserved, must be 0 b14-b12: Object type, 000=None(empty), 010=Binary Inputs (Object 20), 011=Analog Input (Object 30), others invalid. b11-b8: Type of the original mapped register: 0000=UINT32, 0001=SINT32, 0010=UINT16, 0011=SINT16, 0100=FLOAT32, others invalid b7-b6: Scaler number type: 00=No, 01=FLOAT, 10=SINT32, 11=invalid. b5-b0: reserved, must be 0.	0b0010000100000000	R/W
38022	1	Mapped Modbus register address	UINT16	1 to 65535		Modbus reg. address to map in DNP as object 20 or 30	0x05DB	R/W
38023	2	Mapped Scaling value	SINT32 FLOAT			Settings dependent number type., Always positive	1	R/W
38025	2	Mapped Deadband value	SINT32 FLOAT			Settings dependent number type., Always positive	0	R/W
38027	1	Mapped Class assignments	UINT16	bitmapped		Class #(3 to 0) assignments, bitmapped in 4x4bit nibbles, active 1: b15-b12: Object 23, class assignments b11-b8: Object 22 or 32 class assignments b7-b4: Object 21 class assignment b3-b0: Object 20 or 30 class assignment.	1	R/W
38028	1	reserved	UINT16	0		Must be set to 0	0	R/W
38029	1	Settings for mapped point #6	UINT16	bitmapped		b15: reserved, must be 0 b14-b12: Object type, 000=None(empty), 010=Binary Inputs (Object 20), 011=Analog Input (Object 30), others invalid. b11-b8: Type of the original mapped register: 0000=UINT32, 0001=SINT32, 0010=UINT16, 0011=SINT16, 0100=FLOAT32, others invalid b7-b6: Scaler number type: 00=No, 01=FLOAT, 10=SINT32, 11=invalid. b5-b0: reserved, must be 0.	0b0010000100000000	R/W
38030	1	Mapped Modbus register address	UINT16	1 to 65535		Modbus reg. address to map in DNP as object 20 or 30	0x05DB	R/W
38031	2	Mapped Scaling value	SINT32 FLOAT			Settings dependent number type., Always positive	1	R/W
38033	2	Mapped Deadband value	SINT32 FLOAT			Settings dependent number type., Always positive	0	R/W
38035	1	Mapped Class assignments	UINT16	bitmapped		Class #(3 to 0) assignments, bitmapped in 4x4bit nibbles, active 1: b15-b12: Object 23, class assignments b11-b8: Object 22 or 32 class assignments b7-b4: Object 21 class assignment b3-b0: Object 20 or 30 class assignment.	1	R/W
38036	1	reserved	UINT16	0		Must be set to 0	0	R/W

Reg#	Size	Description	Format	Value Range	Unit of measure or resolution	Comments	Factory default value	Acc
38037	1	Settings for mapped point #7	UINT16	bitmapped		b15: reserved, must be 0 b14-b12: Object type, 000=None(empty), 010=Binary Inputs (Object 20), 011=Analog Input (Object 30), others invalid. b11-b8: Type of the original mapped register: 0000=UINT32, 0001=SINT32, 0010=UINT16, 0011=SINT16, 0100=FLOAT32, others invalid b7-b6: Scaler number type: 00=No, 01=FLOAT, 10=SINT32, 11=invalid. b5-b0: reserved, must be 0.	0b0010000100000000	R/W
38038	1	Mapped Modbus register address	UINT16	1 to 65535		Modbus reg. address to map in DNP as object 20 or 30	0x05DB	R/W
38039	2	Mapped Scaling value	SINT32 FLOAT			Settings dependent number type., Always positive	1	R/W
38041	2	Mapped Deadband value	SINT32 FLOAT			Settings dependent number type., Always positive	0	R/W
38043	1	Mapped Class assignments	UINT16	bitmapped		Class #(3 to 0) assignments, bitmapped in 4x4bit nibbles, active 1: b15-b12: Object 23, class assignments b11-b8: Object 22 or 32 class assignments b7-b4: Object 21 class assignment b3-b0: Object 20 or 30 class assignment.	1	R/W
38044	1	reserved	UINT16	0		Must be set to 0	0	R/W
38045	1	Settings for mapped point #8	UINT16	bitmapped		b15: reserved, must be 0 b14-b12: Object type, 000=None(empty), 010=Binary Inputs (Object 20), 011=Analog Input (Object 30), others invalid. b11-b8: Type of the original mapped register: 0000=UINT32, 0001=SINT32, 0010=UINT16, 0011=SINT16, 0100=FLOAT32, others invalid b7-b6: Scaler number type: 00=No, 01=FLOAT, 10=SINT32, 11=invalid. b5-b0: reserved, must be 0.	0b0010000100000000	R/W
38046	1	Mapped Modbus register address	UINT16	1 to 65535		Modbus reg. address to map in DNP as object 20 or 30	0x05DB	R/W
38047	2	Mapped Scaling value	SINT32 FLOAT			Settings dependent number type., Always positive	1	R/W
38049	2	Mapped Deadband value	SINT32 FLOAT			Settings dependent number type., Always positive	0	R/W
38051	1	Mapped Class assignments	UINT16	bitmapped		Class #(3 to 0) assignments, bitmapped in 4x4bit nibbles, active 1: b15-b12: Object 23, class assignments b11-b8: Object 22 or 32 class assignments b7-b4: Object 21 class assignment b3-b0: Object 20 or 30 class assignment.	1	R/W
38052	1	reserved	UINT16	0		Must be set to 0	0	R/W

Reg#	Size	Description	Format	Value Range	Unit of measure or resolution	Comments	Factory default value	Acc
38053	1	Settings for mapped point #9	UINT16	bitmapped		b15: reserved, must be 0 b14-b12: Object type, 000=None(empty), 010=Binary Inputs (Object 20), 011=Analog Input (Object 30), others invalid. b11-b8: Type of the original mapped register: 0000=UINT32, 0001=SINT32, 0010=UINT16, 0011=SINT16, 0100=FLOAT32, others invalid b7-b6: Scaler number type: 00=No, 01=FLOAT, 10=SINT32, 11=invalid. b5-b0: reserved, must be 0.	0b0010000100000000	R/W
38054	1	Mapped Modbus register address	UINT16	1 to 65535		Modbus reg. address to map in DNP as object 20 or 30	0x05DB	R/W
38055	2	Mapped Scaling value	SINT32 FLOAT			Settings dependent number type., Always positive	1	R/W
38057	2	Mapped Deadband value	SINT32 FLOAT			Settings dependent number type., Always positive	0	R/W
38059	1	Mapped Class assignments	UINT16	bitmapped		Class #(3 to 0) assignments, bitmapped in 4x4bit nibbles, active 1: b15-b12: Object 23, class assignments b11-b8: Object 22 or 32 class assignments b7-b4: Object 21 class assignment b3-b0: Object 20 or 30 class assignment.	1	R/W
38060	1	reserved	UINT16	0		Must be set to 0	0	R/W
38061	1	Settings for mapped point #10	UINT16	bitmapped		b15: reserved, must be 0 b14-b12: Object type, 000=None(empty), 010=Binary Inputs (Object 20), 011=Analog Input (Object 30), others invalid. b11-b8: Type of the original mapped register: 0000=UINT32, 0001=SINT32, 0010=UINT16, 0011=SINT16, 0100=FLOAT32, others invalid b7-b6: Scaler number type: 00=No, 01=FLOAT, 10=SINT32, 11=invalid. b5-b0: reserved, must be 0.	0b0010000100000000	R/W
38062	1	Mapped Modbus register address	UINT16	1 to 65535		Modbus reg. address to map in DNP as object 20 or 30	0x05DB	R/W
38063	2	Mapped Scaling value	SINT32 FLOAT			Settings dependent number type., Always positive	1	R/W
38065	2	Mapped Deadband value	SINT32 FLOAT			Settings dependent number type., Always positive	0	R/W
38067	1	Mapped Class assignments	UINT16	bitmapped		Class #(3 to 0) assignments, bitmapped in 4x4bit nibbles, active 1: b15-b12: Object 23, class assignments b11-b8: Object 22 or 32 class assignments b7-b4: Object 21 class assignment b3-b0: Object 20 or 30 class assignment.	1	R/W
38068	1	reserved	UINT16	0		Must be set to 0	0	R/W

Reg#	Size	Description	Format	Value Range	Unit of measure or resolution	Comments	Factory default value	Acc
38069	1	Settings for mapped point #11	UINT16	bitmapped		b15: reserved, must be 0 b14-b12: Object type, 000=None(empty), 010=Binary Inputs (Object 20), 011=Analog Input (Object 30), others invalid. b11-b8: Type of the original mapped register: 0000=UINT32, 0001=SINT32, 0010=UINT16, 0011=SINT16, 0100=FLOAT32, others invalid b7-b6: Scaler number type: 00=No, 01=FLOAT, 10=SINT32, 11=invalid. b5-b0: reserved, must be 0.	0b0010000100000000	R/W
38070	1	Mapped Modbus register address	UINT16	1 to 65535		Modbus reg. address to map in DNP as object 20 or 30	0x05DB	R/W
38071	2	Mapped Scaling value	SINT32 FLOAT			Settings dependent number type., Always positive	1	R/W
38073	2	Mapped Deadband value	SINT32 FLOAT			Settings dependent number type., Always positive	0	R/W
38075	1	Mapped Class assignments	UINT16	bitmapped		Class #(3 to 0) assignments, bitmapped in 4x4bit nibbles, active 1: b15-b12: Object 23, class assignments b11-b8: Object 22 or 32 class assignments b7-b4: Object 21 class assignment b3-b0: Object 20 or 30 class assignment.	1	R/W
38076	1	reserved	UINT16	0		Must be set to 0	0	R/W
38077	1	Settings for mapped point #12	UINT16	bitmapped		b15: reserved, must be 0 b14-b12: Object type, 000=None(empty), 010=Binary Inputs (Object 20), 011=Analog Input (Object 30), others invalid. b11-b8: Type of the original mapped register: 0000=UINT32, 0001=SINT32, 0010=UINT16, 0011=SINT16, 0100=FLOAT32, others invalid b7-b6: Scaler number type: 00=No, 01=FLOAT, 10=SINT32, 11=invalid. b5-b0: reserved, must be 0.	0b0010000100000000	R/W
38078	1	Mapped Modbus register address	UINT16	1 to 65535		Modbus reg. address to map in DNP as object 20 or 30	0x05DB	R/W
38079	2	Mapped Scaling value	SINT32 FLOAT			Settings dependent number type., Always positive	1	R/W
38081	2	Mapped Deadband value	SINT32 FLOAT			Settings dependent number type., Always positive	0	R/W
38083	1	Mapped Class assignments	UINT16	bitmapped		Class #(3 to 0) assignments, bitmapped in 4x4bit nibbles, active 1: b15-b12: Object 23, class assignments b11-b8: Object 22 or 32 class assignments b7-b4: Object 21 class assignment b3-b0: Object 20 or 30 class assignment.	1	R/W
38084	1	reserved	UINT16	0		Must be set to 0	0	R/W

Reg#	Size	Description	Format	Value Range	Unit of measure or resolution	Comments	Factory default value	Acc
38085	1	Settings for mapped point #13	UINT16	bitmapped		b15: reserved, must be 0 b14-b12: Object type, 000=None(empty), 010=Binary Inputs (Object 20), 011=Analog Input (Object 30), others invalid. b11-b8: Type of the original mapped register: 0000=UINT32, 0001=SINT32, 0010=UINT16, 0011=SINT16, 0100=FLOAT32, others invalid b7-b6: Scaler number type: 00=No, 01=FLOAT, 10=SINT32, 11=invalid. b5-b0: reserved, must be 0.	0b0010000100000000	R/W
38086	1	Mapped Modbus register address	UINT16	1 to 65535		Modbus reg. address to map in DNP as object 20 or 30	0x05DB	R/W
38087	2	Mapped Scaling value	SINT32 FLOAT			Settings dependent number type., Always positive	1	R/W
38089	2	Mapped Deadband value	SINT32 FLOAT			Settings dependent number type., Always positive	0	R/W
38091	1	Mapped Class assignments	UINT16	bitmapped		Class #(3 to 0) assignments, bitmapped in 4x4bit nibbles, active 1: b15-b12: Object 23, class assignments b11-b8: Object 22 or 32 class assignments b7-b4: Object 21 class assignment b3-b0: Object 20 or 30 class assignment.	1	R/W
38092	1	reserved	UINT16	0		Must be set to 0	0	R/W
38093	1	Settings for mapped point #14	UINT16	bitmapped		b15: reserved, must be 0 b14-b12: Object type, 000=None(empty), 010=Binary Inputs (Object 20), 011=Analog Input (Object 30), others invalid. b11-b8: Type of the original mapped register: 0000=UINT32, 0001=SINT32, 0010=UINT16, 0011=SINT16, 0100=FLOAT32, others invalid b7-b6: Scaler number type: 00=No, 01=FLOAT, 10=SINT32, 11=invalid. b5-b0: reserved, must be 0.	0b0010000100000000	R/W
38094	1	Mapped Modbus register address	UINT16	1 to 65535		Modbus reg. address to map in DNP as object 20 or 30	0x05DB	R/W
38095	2	Mapped Scaling value	SINT32 FLOAT			Settings dependent number type., Always positive	1	R/W
38097	2	Mapped Deadband value	SINT32 FLOAT			Settings dependent number type., Always positive	0	R/W
38099	1	Mapped Class assignments	UINT16	bitmapped		Class #(3 to 0) assignments, bitmapped in 4x4bit nibbles, active 1: b15-b12: Object 23, class assignments b11-b8: Object 22 or 32 class assignments b7-b4: Object 21 class assignment b3-b0: Object 20 or 30 class assignment.	1	R/W
38100	1	reserved	UINT16	0		Must be set to 0	0	R/W

Reg#	Size	Description	Format	Value Range	Unit of measure or resolution	Comments	Factory default value	Acc
38101	1	Settings for mapped point #15	UINT16	bitmapped		b15: reserved, must be 0 b14-b12: Object type, 000=None(empty), 010=Binary Inputs (Object 20), 011=Analog Input (Object 30), others invalid. b11-b8: Type of the original mapped register: 0000=UINT32, 0001=SINT32, 0010=UINT16, 0011=SINT16, 0100=FLOAT32, others invalid b7-b6: Scaler number type: 00=No, 01=FLOAT, 10=SINT32, 11=invalid. b5-b0: reserved, must be 0.	0b0010000100000000	R/W
38102	1	Mapped Modbus register address	UINT16	1 to 65535		Modbus reg. address to map in DNP as object 20 or 30	0x05DB	R/W
38103	2	Mapped Scaling value	SINT32 FLOAT			Settings dependent number type., Always positive	1	R/W
38105	2	Mapped Deadband value	SINT32 FLOAT			Settings dependent number type., Always positive	0	R/W
38107	1	Mapped Class assignments	UINT16	bitmapped		Class #(3 to 0) assignments, bitmapped in 4x4bit nibbles, active 1: b15-b12: Object 23, class assignments b11-b8: Object 22 or 32 class assignments b7-b4: Object 21 class assignment b3-b0: Object 20 or 30 class assignment.	1	R/W
38108	1	reserved	UINT16	0		Must be set to 0	0	R/W
38109	1	Settings for mapped point #16	UINT16	bitmapped		b15: reserved, must be 0 b14-b12: Object type, 000=None(empty), 010=Binary Inputs (Object 20), 011=Analog Input (Object 30), others invalid. b11-b8: Type of the original mapped register: 0000=UINT32, 0001=SINT32, 0010=UINT16, 0011=SINT16, 0100=FLOAT32, others invalid b7-b6: Scaler number type: 00=No, 01=FLOAT, 10=SINT32, 11=invalid. b5-b0: reserved, must be 0.	0b0010000100000000	R/W
38110	1	Mapped Modbus register address	UINT16	1 to 65535		Modbus reg. address to map in DNP as object 20 or 30	0x05DB	R/W
38111	2	Mapped Scaling value	SINT32 FLOAT			Settings dependent number type., Always positive	1	R/W
38113	2	Mapped Deadband value	SINT32 FLOAT			Settings dependent number type., Always positive	0	R/W
38115	1	Mapped Class assignments	UINT16	bitmapped		Class #(3 to 0) assignments, bitmapped in 4x4bit nibbles, active 1: b15-b12: Object 23, class assignments b11-b8: Object 22 or 32 class assignments b7-b4: Object 21 class assignment b3-b0: Object 20 or 30 class assignment.	1	R/W
38116	1	reserved	UINT16	0		Must be set to 0	0	R/W

Reg#	Size	Description	Format	Value Range	Unit of measure or resolution	Comments	Factory default value	Acc
38117	1	Settings for mapped point #17	UINT16	bitmapped		b15: reserved, must be 0 b14-b12: Object type, 000=None(empty), 010=Binary Inputs (Object 20), 011=Analog Input (Object 30), others invalid. b11-b8: Type of the original mapped register: 0000=UINT32, 0001=SINT32, 0010=UINT16, 0011=SINT16, 0100=FLOAT32, others invalid b7-b6: Scaler number type: 00=No, 01=FLOAT, 10=SINT32, 11=invalid. b5-b0: reserved, must be 0.	0b0010000100000000	R/W
38118	1	Mapped Modbus register address	UINT16	1 to 65535		Modbus reg. address to map in DNP as object 20 or 30	0x05DB	R/W
38119	2	Mapped Scaling value	SINT32 FLOAT			Settings dependent number type., Always positive	1	R/W
38121	2	Mapped Deadband value	SINT32 FLOAT			Settings dependent number type., Always positive	0	R/W
38123	1	Mapped Class assignments	UINT16	bitmapped		Class #(3 to 0) assignments, bitmapped in 4x4bit nibbles, active 1: b15-b12: Object 23, class assignments b11-b8: Object 22 or 32 class assignments b7-b4: Object 21 class assignment b3-b0: Object 20 or 30 class assignment.	1	R/W
38124	1	reserved	UINT16	0		Must be set to 0	0	R/W
38125	1	Settings for mapped point #18	UINT16	bitmapped		b15: reserved, must be 0 b14-b12: Object type, 000=None(empty), 010=Binary Inputs (Object 20), 011=Analog Input (Object 30), others invalid. b11-b8: Type of the original mapped register: 0000=UINT32, 0001=SINT32, 0010=UINT16, 0011=SINT16, 0100=FLOAT32, others invalid b7-b6: Scaler number type: 00=No, 01=FLOAT, 10=SINT32, 11=invalid. b5-b0: reserved, must be 0.	0b0010000100000000	R/W
38126	1	Mapped Modbus register address	UINT16	1 to 65535		Modbus reg. address to map in DNP as object 20 or 30	0x05DB	R/W
38127	2	Mapped Scaling value	SINT32 FLOAT			Settings dependent number type., Always positive	1	R/W
38129	2	Mapped Deadband value	SINT32 FLOAT			Settings dependent number type., Always positive	0	R/W
38131	1	Mapped Class assignments	UINT16	bitmapped		Class #(3 to 0) assignments, bitmapped in 4x4bit nibbles, active 1: b15-b12: Object 23, class assignments b11-b8: Object 22 or 32 class assignments b7-b4: Object 21 class assignment b3-b0: Object 20 or 30 class assignment.	1	R/W
38132	1	reserved	UINT16	0		Must be set to 0	0	R/W

Reg#	Size	Description	Format	Value Range	Unit of measure or resolution	Comments	Factory default value	Acc
38133	1	Settings for mapped point #19	UINT16	bitmapped		b15: reserved, must be 0 b14-b12: Object type, 000=None(empty), 010=Binary Inputs (Object 20), 011=Analog Input (Object 30), others invalid. b11-b8: Type of the original mapped register: 0000=UINT32, 0001=SINT32, 0010=UINT16, 0011=SINT16, 0100=FLOAT32, others invalid b7-b6: Scaler number type: 00=No, 01=FLOAT, 10=SINT32, 11=invalid. b5-b0: reserved, must be 0.	0b0010000100000000	R/W
38134	1	Mapped Modbus register address	UINT16	1 to 65535		Modbus reg. address to map in DNP as object 20 or 30	0x05DB	R/W
38135	2	Mapped Scaling value	SINT32 FLOAT			Settings dependent number type., Always positive	1	R/W
38137	2	Mapped Deadband value	SINT32 FLOAT			Settings dependent number type., Always positive	0	R/W
38139	1	Mapped Class assignments	UINT16	bitmapped		Class #(3 to 0) assignments, bitmapped in 4x4bit nibbles, active 1: b15-b12: Object 23, class assignments b11-b8: Object 22 or 32 class assignments b7-b4: Object 21 class assignment b3-b0: Object 20 or 30 class assignment.	1	R/W
38140	1	reserved	UINT16	0		Must be set to 0	0	R/W
38141	1	Settings for mapped point #20	UINT16	bitmapped		b15: reserved, must be 0 b14-b12: Object type, 000=None(empty), 010=Binary Inputs (Object 20), 011=Analog Input (Object 30), others invalid. b11-b8: Type of the original mapped register: 0000=UINT32, 0001=SINT32, 0010=UINT16, 0011=SINT16, 0100=FLOAT32, others invalid b7-b6: Scaler number type: 00=No, 01=FLOAT, 10=SINT32, 11=invalid. b5-b0: reserved, must be 0.	0b0010000100000000	R/W
38142	1	Mapped Modbus register address	UINT16	1 to 65535		Modbus reg. address to map in DNP as object 20 or 30	0x05DB	R/W
38143	2	Mapped Scaling value	SINT32 FLOAT			Settings dependent number type., Always positive	1	R/W
38145	2	Mapped Deadband value	SINT32 FLOAT			Settings dependent number type., Always positive	0	R/W
38147	1	Mapped Class assignments	UINT16	bitmapped		Class #(3 to 0) assignments, bitmapped in 4x4bit nibbles, active 1: b15-b12: Object 23, class assignments b11-b8: Object 22 or 32 class assignments b7-b4: Object 21 class assignment b3-b0: Object 20 or 30 class assignment.	1	R/W
38148	1	reserved	UINT16	0		Must be set to 0	0	R/W

Reg#	Size	Description	Format	Value Range	Unit of measure or resolution	Comments	Factory default value	Acc
38149	1	Settings for mapped point #21	UINT16	bitmapped		b15: reserved, must be 0 b14-b12: Object type, 000=None(empty), 010=Binary Inputs (Object 20), 011=Analog Input (Object 30), others invalid. b11-b8: Type of the original mapped register: 0000=UINT32, 0001=SINT32, 0010=UINT16, 0011=SINT16, 0100=FLOAT32, others invalid b7-b6: Scaler number type: 00=No, 01=FLOAT, 10=SINT32, 11=invalid. b5-b0: reserved, must be 0.	0b0010000100000000	R/W
38150	1	Mapped Modbus register address	UINT16	1 to 65535		Modbus reg. address to map in DNP as object 20 or 30	0x05DB	R/W
38151	2	Mapped Scaling value	SINT32 FLOAT			Settings dependent number type., Always positive	1	R/W
38153	2	Mapped Deadband value	SINT32 FLOAT			Settings dependent number type., Always positive	0	R/W
38155	1	Mapped Class assignments	UINT16	bitmapped		Class #(3 to 0) assignments, bitmapped in 4x4bit nibbles, active 1: b15-b12: Object 23, class assignments b11-b8: Object 22 or 32 class assignments b7-b4: Object 21 class assignment b3-b0: Object 20 or 30 class assignment.	1	R/W
38156	1	reserved	UINT16	0		Must be set to 0	0	R/W
38157	1	Settings for mapped point #22	UINT16	bitmapped		b15: reserved, must be 0 b14-b12: Object type, 000=None(empty), 010=Binary Inputs (Object 20), 011=Analog Input (Object 30), others invalid. b11-b8: Type of the original mapped register: 0000=UINT32, 0001=SINT32, 0010=UINT16, 0011=SINT16, 0100=FLOAT32, others invalid b7-b6: Scaler number type: 00=No, 01=FLOAT, 10=SINT32, 11=invalid. b5-b0: reserved, must be 0.	0b0010000100000000	R/W
38158	1	Mapped Modbus register address	UINT16	1 to 65535		Modbus reg. address to map in DNP as object 20 or 30	0x05DB	R/W
38159	2	Mapped Scaling value	SINT32 FLOAT			Settings dependent number type., Always positive	1	R/W
38161	2	Mapped Deadband value	SINT32 FLOAT			Settings dependent number type., Always positive	0	R/W
38163	1	Mapped Class assignments	UINT16	bitmapped		Class #(3 to 0) assignments, bitmapped in 4x4bit nibbles, active 1: b15-b12: Object 23, class assignments b11-b8: Object 22 or 32 class assignments b7-b4: Object 21 class assignment b3-b0: Object 20 or 30 class assignment.	1	R/W
38164	1	reserved	UINT16	0		Must be set to 0	0	R/W

Reg#	Size	Description	Format	Value Range	Unit of measure or resolution	Comments	Factory default value	Acc
38165	1	Settings for mapped point #23	UINT16	bitmapped		b15: reserved, must be 0 b14-b12: Object type, 000=None(empty), 010=Binary Inputs (Object 20), 011=Analog Input (Object 30), others invalid. b11-b8: Type of the original mapped register: 0000=UINT32, 0001=SINT32, 0010=UINT16, 0011=SINT16, 0100=FLOAT32, others invalid b7-b6: Scaler number type: 00=No, 01=FLOAT, 10=SINT32, 11=invalid. b5-b0: reserved, must be 0.	0b0010000100000000	R/W
38166	1	Mapped Modbus register address	UINT16	1 to 65535		Modbus reg. address to map in DNP as object 20 or 30	0x05DB	R/W
38167	2	Mapped Scaling value	SINT32 FLOAT			Settings dependent number type., Always positive	1	R/W
38169	2	Mapped Deadband value	SINT32 FLOAT			Settings dependent number type., Always positive	0	R/W
38171	1	Mapped Class assignments	UINT16	bitmapped		Class #(3 to 0) assignments, bitmapped in 4x4bit nibbles, active 1: b15-b12: Object 23, class assignments b11-b8: Object 22 or 32 class assignments b7-b4: Object 21 class assignment b3-b0: Object 20 or 30 class assignment.	1	R/W
38172	1	reserved	UINT16	0		Must be set to 0	0	R/W
38173	1	Settings for mapped point #24	UINT16	bitmapped		b15: reserved, must be 0 b14-b12: Object type, 000=None(empty), 010=Binary Inputs (Object 20), 011=Analog Input (Object 30), others invalid. b11-b8: Type of the original mapped register: 0000=UINT32, 0001=SINT32, 0010=UINT16, 0011=SINT16, 0100=FLOAT32, others invalid b7-b6: Scaler number type: 00=No, 01=FLOAT, 10=SINT32, 11=invalid. b5-b0: reserved, must be 0.	0b0010000100000000	R/W
38174	1	Mapped Modbus register address	UINT16	1 to 65535		Modbus reg. address to map in DNP as object 20 or 30	0x05DB	R/W
38175	2	Mapped Scaling value	SINT32 FLOAT			Settings dependent number type., Always positive	1	R/W
38177	2	Mapped Deadband value	SINT32 FLOAT			Settings dependent number type., Always positive	0	R/W
38179	1	Mapped Class assignments	UINT16	bitmapped		Class #(3 to 0) assignments, bitmapped in 4x4bit nibbles, active 1: b15-b12: Object 23, class assignments b11-b8: Object 22 or 32 class assignments b7-b4: Object 21 class assignment b3-b0: Object 20 or 30 class assignment.	1	R/W
38180	1	reserved	UINT16	0		Must be set to 0	0	R/W

Reg#	Size	Description	Format	Value Range	Unit of measure or resolution	Comments	Factory default value	Acc
38181	1	Settings for mapped point #25	UINT16	bitmapped		b15: reserved, must be 0 b14-b12: Object type, 000=None(empty), 010=Binary Inputs (Object 20), 011=Analog Input (Object 30), others invalid. b11-b8: Type of the original mapped register: 0000=UINT32, 0001=SINT32, 0010=UINT16, 0011=SINT16, 0100=FLOAT32, others invalid b7-b6: Scaler number type: 00=No, 01=FLOAT, 10=SINT32, 11=invalid. b5-b0: reserved, must be 0.	0b0010000100000000	R/W
38182	1	Mapped Modbus register address	UINT16	1 to 65535		Modbus reg. address to map in DNP as object 20 or 30	0x05DB	R/W
38183	2	Mapped Scaling value	SINT32 FLOAT			Settings dependent number type., Always positive	1	R/W
38185	2	Mapped Deadband value	SINT32 FLOAT			Settings dependent number type., Always positive	0	R/W
38187	1	Mapped Class assignments	UINT16	bitmapped		Class #(3 to 0) assignments, bitmapped in 4x4bit nibbles, active 1: b15-b12: Object 23, class assignments b11-b8: Object 22 or 32 class assignments b7-b4: Object 21 class assignment b3-b0: Object 20 or 30 class assignment.	1	R/W
38188	1	reserved	UINT16	0		Must be set to 0	0	R/W
38189	1	Settings for mapped point #26	UINT16	bitmapped		b15: reserved, must be 0 b14-b12: Object type, 000=None(empty), 010=Binary Inputs (Object 20), 011=Analog Input (Object 30), others invalid. b11-b8: Type of the original mapped register: 0000=UINT32, 0001=SINT32, 0010=UINT16, 0011=SINT16, 0100=FLOAT32, others invalid b7-b6: Scaler number type: 00=No, 01=FLOAT, 10=SINT32, 11=invalid. b5-b0: reserved, must be 0.	0b0010000100000000	R/W
38190	1	Mapped Modbus register address	UINT16	1 to 65535		Modbus reg. address to map in DNP as object 20 or 30	0x05DB	R/W
38191	2	Mapped Scaling value	SINT32 FLOAT			Settings dependent number type., Always positive	1	R/W
38193	2	Mapped Deadband value	SINT32 FLOAT			Settings dependent number type., Always positive	0	R/W
38195	1	Mapped Class assignments	UINT16	bitmapped		Class #(3 to 0) assignments, bitmapped in 4x4bit nibbles, active 1: b15-b12: Object 23, class assignments b11-b8: Object 22 or 32 class assignments b7-b4: Object 21 class assignment b3-b0: Object 20 or 30 class assignment.	1	R/W
38196	1	reserved	UINT16	0		Must be set to 0	0	R/W

Reg#	Size	Description	Format	Value Range	Unit of measure or resolution	Comments	Factory default value	Acc
38197	1	Settings for mapped point #27	UINT16	bitmapped		b15: reserved, must be 0 b14-b12: Object type, 000=None(empty), 010=Binary Inputs (Object 20), 011=Analog Input (Object 30), others invalid. b11-b8: Type of the original mapped register: 0000=UINT32, 0001=SINT32, 0010=UINT16, 0011=SINT16, 0100=FLOAT32, others invalid b7-b6: Scaler number type: 00=No, 01=FLOAT, 10=SINT32, 11=invalid. b5-b0: reserved, must be 0.	0b0010000100000000	R/W
38198	1	Mapped Modbus register address	UINT16	1 to 65535		Modbus reg. address to map in DNP as object 20 or 30	0x05DB	R/W
38199	2	Mapped Scaling value	SINT32 FLOAT			Settings dependent number type., Always positive	1	R/W
38201	2	Mapped Deadband value	SINT32 FLOAT			Settings dependent number type., Always positive	0	R/W
38203	1	Mapped Class assignments	UINT16	bitmapped		Class #(3 to 0) assignments, bitmapped in 4x4bit nibbles, active 1: b15-b12: Object 23, class assignments b11-b8: Object 22 or 32 class assignments b7-b4: Object 21 class assignment b3-b0: Object 20 or 30 class assignment.	1	R/W
38204	1	reserved	UINT16	0		Must be set to 0	0	R/W
38205	1	Settings for mapped point #28	UINT16	bitmapped		b15: reserved, must be 0 b14-b12: Object type, 000=None(empty), 010=Binary Inputs (Object 20), 011=Analog Input (Object 30), others invalid. b11-b8: Type of the original mapped register: 0000=UINT32, 0001=SINT32, 0010=UINT16, 0011=SINT16, 0100=FLOAT32, others invalid b7-b6: Scaler number type: 00=No, 01=FLOAT, 10=SINT32, 11=invalid. b5-b0: reserved, must be 0.	0b0010000100000000	R/W
38206	1	Mapped Modbus register address	UINT16	1 to 65535		Modbus reg. address to map in DNP as object 20 or 30	0x05DB	R/W
38207	2	Mapped Scaling value	SINT32 FLOAT			Settings dependent number type., Always positive	1	R/W
38209	2	Mapped Deadband value	SINT32 FLOAT			Settings dependent number type., Always positive	0	R/W
38211	1	Mapped Class assignments	UINT16	bitmapped		Class #(3 to 0) assignments, bitmapped in 4x4bit nibbles, active 1: b15-b12: Object 23, class assignments b11-b8: Object 22 or 32 class assignments b7-b4: Object 21 class assignment b3-b0: Object 20 or 30 class assignment.	1	R/W
38212	1	reserved	UINT16	0		Must be set to 0	0	R/W

Reg#	Size	Description	Format	Value Range	Unit of measure or resolution	Comments	Factory default value	Acc
38213	1	Settings for mapped point #29	UINT16	bitmapped		b15: reserved, must be 0 b14-b12: Object type, 000=None(empty), 010=Binary Inputs (Object 20), 011=Analog Input (Object 30), others invalid. b11-b8: Type of the original mapped register: 0000=UINT32, 0001=SINT32, 0010=UINT16, 0011=SINT16, 0100=FLOAT32, others invalid b7-b6: Scaler number type: 00=No, 01=FLOAT, 10=SINT32, 11=invalid. b5-b0: reserved, must be 0.	0b0010000100000000	R/W
38214	1	Mapped Modbus register address	UINT16	1 to 65535		Modbus reg. address to map in DNP as object 20 or 30	0x05DB	R/W
38215	2	Mapped Scaling value	SINT32 FLOAT			Settings dependent number type., Always positive	1	R/W
38217	2	Mapped Deadband value	SINT32 FLOAT			Settings dependent number type., Always positive	0	R/W
38219	1	Mapped Class assignments	UINT16	bitmapped		Class #(3 to 0) assignments, bitmapped in 4x4bit nibbles, active 1: b15-b12: Object 23, class assignments b11-b8: Object 22 or 32 class assignments b7-b4: Object 21 class assignment b3-b0: Object 20 or 30 class assignment.	1	R/W
38220	1	reserved	UINT16	0		Must be set to 0	0	R/W
38221	1	Settings for mapped point #30	UINT16	bitmapped		b15: reserved, must be 0 b14-b12: Object type, 000=None(empty), 010=Binary Inputs (Object 20), 011=Analog Input (Object 30), others invalid. b11-b8: Type of the original mapped register: 0000=UINT32, 0001=SINT32, 0010=UINT16, 0011=SINT16, 0100=FLOAT32, others invalid b7-b6: Scaler number type: 00=No, 01=FLOAT, 10=SINT32, 11=invalid. b5-b0: reserved, must be 0.	0b0010000100000000	R/W
38222	1	Mapped Modbus register address	UINT16	1 to 65535		Modbus reg. address to map in DNP as object 20 or 30	0x05DB	R/W
38223	2	Mapped Scaling value	SINT32 FLOAT			Settings dependent number type., Always positive	1	R/W
38225	2	Mapped Deadband value	SINT32 FLOAT			Settings dependent number type., Always positive	0	R/W
38227	1	Mapped Class assignments	UINT16	bitmapped		Class #(3 to 0) assignments, bitmapped in 4x4bit nibbles, active 1: b15-b12: Object 23, class assignments b11-b8: Object 22 or 32 class assignments b7-b4: Object 21 class assignment b3-b0: Object 20 or 30 class assignment.	1	R/W
38228	1	reserved	UINT16	0		Must be set to 0	0	R/W

Reg#	Size	Description	Format	Value Range	Unit of measure or resolution	Comments	Factory default value	Acc
38229	1	Settings for mapped point #31	UINT16	bitmapped		b15: reserved, must be 0 b14-b12: Object type, 000=None(empty), 010=Binary Inputs (Object 20), 011=Analog Input (Object 30), others invalid. b11-b8: Type of the original mapped register: 0000=UINT32, 0001=SINT32, 0010=UINT16, 0011=SINT16, 0100=FLOAT32, others invalid b7-b6: Scaler number type: 00=No, 01=FLOAT, 10=SINT32, 11=invalid. b5-b0: reserved, must be 0.	0b0010000100000000	R/W
38230	1	Mapped Modbus register address	UINT16	1 to 65535		Modbus reg. address to map in DNP as object 20 or 30	0x05DB	R/W
38231	2	Mapped Scaling value	SINT32 FLOAT			Settings dependent number type., Always positive	1	R/W
38233	2	Mapped Deadband value	SINT32 FLOAT			Settings dependent number type., Always positive	0	R/W
38235	1	Mapped Class assignments	UINT16	bitmapped		Class #(3 to 0) assignments, bitmapped in 4x4bit nibbles, active 1: b15-b12: Object 23, class assignments b11-b8: Object 22 or 32 class assignments b7-b4: Object 21 class assignment b3-b0: Object 20 or 30 class assignment.	1	R/W
38236	1	reserved	UINT16	0		Must be set to 0	0	R/W
38237	1	Settings for mapped point #32	UINT16	bitmapped		b15: reserved, must be 0 b14-b12: Object type, 000=None(empty), 010=Binary Inputs (Object 20), 011=Analog Input (Object 30), others invalid. b11-b8: Type of the original mapped register: 0000=UINT32, 0001=SINT32, 0010=UINT16, 0011=SINT16, 0100=FLOAT32, others invalid b7-b6: Scaler number type: 00=No, 01=FLOAT, 10=SINT32, 11=invalid. b5-b0: reserved, must be 0.	0b0010000100000000	R/W
38238	1	Mapped Modbus register address	UINT16	1 to 65535		Modbus reg. address to map in DNP as object 20 or 30	0x05DB	R/W
38239	2	Mapped Scaling value	SINT32 FLOAT			Settings dependent number type., Always positive	1	R/W
38241	2	Mapped Deadband value	SINT32 FLOAT			Settings dependent number type., Always positive	0	R/W
38243	1	Mapped Class assignments	UINT16	bitmapped		Class #(3 to 0) assignments, bitmapped in 4x4bit nibbles, active 1: b15-b12: Object 23, class assignments b11-b8: Object 22 or 32 class assignments b7-b4: Object 21 class assignment b3-b0: Object 20 or 30 class assignment.	1	R/W
38244	1	reserved	UINT16	0		Must be set to 0	0	R/W

Reg#	Size	Description	Format	Value Range	Unit of measure or resolution	Comments	Factory default value	Acc
38245	1	Settings for mapped point #33	UINT16	bitmapped		b15: reserved, must be 0 b14-b12: Object type, 000=None(empty), 010=Binary Inputs (Object 20), 011=Analog Input (Object 30), others invalid. b11-b8: Type of the original mapped register: 0000=UINT32, 0001=SINT32, 0010=UINT16, 0011=SINT16, 0100=FLOAT32, others invalid b7-b6: Scaler number type: 00=No, 01=FLOAT, 10=SINT32, 11=invalid. b5-b0: reserved, must be 0.	0b0010000100000000	R/W
38246	1	Mapped Modbus register address	UINT16	1 to 65535		Modbus req. address to map in DNP as object 20 or 30	0x05DB	R/W
38247	2	Mapped Scaling value	SINT32 FLOAT			Settings dependent number type., Always positive	1	R/W
38249	2	Mapped Deadband value	SINT32 FLOAT			Settings dependent number type., Always positive	0	R/W
38251	1	Mapped Class assignments	UINT16	bitmapped		Class #(3 to 0) assignments, bitmapped in 4x4bit nibbles, active 1: b15-b12: Object 23, class assignments b11-b8: Object 22 or 32 class assignments b7-b4: Object 21 class assignment b3-b0: Object 20 or 30 class assignment.	1	R/W
38252	1	reserved	UINT16	0		Must be set to 0	0	R/W
38253	1	Settings for mapped point #34	UINT16	bitmapped		b15: reserved, must be 0 b14-b12: Object type, 000=None(empty), 010=Binary Inputs (Object 20), 011=Analog Input (Object 30), others invalid. b11-b8: Type of the original mapped register: 0000=UINT32, 0001=SINT32, 0010=UINT16, 0011=SINT16, 0100=FLOAT32, others invalid b7-b6: Scaler number type: 00=No, 01=FLOAT, 10=SINT32, 11=invalid. b5-b0: reserved, must be 0.	0b0010000100000000	R/W
38254	1	Mapped Modbus register address	UINT16	1 to 65535		Modbus req. address to map in DNP as object 20 or 30	0x05DB	R/W
38255	2	Mapped Scaling value	SINT32 FLOAT			Settings dependent number type., Always positive	1	R/W
38257	2	Mapped Deadband value	SINT32 FLOAT			Settings dependent number type., Always positive	0	R/W
38259	1	Mapped Class assignments	UINT16	bitmapped		Class #(3 to 0) assignments, bitmapped in 4x4bit nibbles, active 1: b15-b12: Object 23, class assignments b11-b8: Object 22 or 32 class assignments b7-b4: Object 21 class assignment b3-b0: Object 20 or 30 class assignment.	1	R/W
38260	1	reserved	UINT16	0		Must be set to 0	0	R/W

Reg#	Size	Description	Format	Value Range	Unit of measure or resolution	Comments	Factory default value	Acc
38261	1	Settings for mapped point #35	UINT16	bitmapped		b15: reserved, must be 0 b14-b12: Object type, 000=None(empty), 010=Binary Inputs (Object 20), 011=Analog Input (Object 30), others invalid. b11-b8: Type of the original mapped register: 0000=UINT32, 0001=SINT32, 0010=UINT16, 0011=SINT16, 0100=FLOAT32, others invalid b7-b6: Scaler number type: 00=No, 01=FLOAT, 10=SINT32, 11=invalid. b5-b0: reserved, must be 0.	0b0010000100000000	R/W
38262	1	Mapped Modbus register address	UINT16	1 to 65535		Modbus reg. address to map in DNP as object 20 or 30	0x05DB	R/W
38263	2	Mapped Scaling value	SINT32 FLOAT			Settings dependent number type., Always positive	1	R/W
38265	2	Mapped Deadband value	SINT32 FLOAT			Settings dependent number type., Always positive	0	R/W
38267	1	Mapped Class assignments	UINT16	bitmapped		Class #(3 to 0) assignments, bitmapped in 4x4bit nibbles, active 1: b15-b12: Object 23, class assignments b11-b8: Object 22 or 32 class assignments b7-b4: Object 21 class assignment b3-b0: Object 20 or 30 class assignment.	1	R/W
38268	1	reserved	UINT16	0		Must be set to 0	0	R/W
38269	1	Settings for mapped point #36	UINT16	bitmapped		b15: reserved, must be 0 b14-b12: Object type, 000=None(empty), 010=Binary Inputs (Object 20), 011=Analog Input (Object 30), others invalid. b11-b8: Type of the original mapped register: 0000=UINT32, 0001=SINT32, 0010=UINT16, 0011=SINT16, 0100=FLOAT32, others invalid b7-b6: Scaler number type: 00=No, 01=FLOAT, 10=SINT32, 11=invalid. b5-b0: reserved, must be 0.	0b0010000100000000	R/W
38270	1	Mapped Modbus register address	UINT16	1 to 65535		Modbus reg. address to map in DNP as object 20 or 30	0x05DB	R/W
38271	2	Mapped Scaling value	SINT32 FLOAT			Settings dependent number type., Always positive	1	R/W
38273	2	Mapped Deadband value	SINT32 FLOAT			Settings dependent number type., Always positive	0	R/W
38275	1	Mapped Class assignments	UINT16	bitmapped		Class #(3 to 0) assignments, bitmapped in 4x4bit nibbles, active 1: b15-b12: Object 23, class assignments b11-b8: Object 22 or 32 class assignments b7-b4: Object 21 class assignment b3-b0: Object 20 or 30 class assignment.	1	R/W
38276	1	reserved	UINT16	0		Must be set to 0	0	R/W

Reg#	Size	Description	Format	Value Range	Unit of measure or resolution	Comments	Factory default value	Acc
38277	1	Settings for mapped point #37	UINT16	bitmapped		b15: reserved, must be 0 b14-b12: Object type, 000=None(empty), 010=Binary Inputs (Object 20), 011=Analog Input (Object 30), others invalid. b11-b8: Type of the original mapped register: 0000=UINT32, 0001=SINT32, 0010=UINT16, 0011=SINT16, 0100=FLOAT32, others invalid b7-b6: Scaler number type: 00=No, 01=FLOAT, 10=SINT32, 11=invalid. b5-b0: reserved, must be 0.	0b0010000100000000	R/W
38278	1	Mapped Modbus register address	UINT16	1 to 65535		Modbus reg. address to map in DNP as object 20 or 30	0x05DB	R/W
38279	2	Mapped Scaling value	SINT32 FLOAT			Settings dependent number type., Always positive	1	R/W
38281	2	Mapped Deadband value	SINT32 FLOAT			Settings dependent number type., Always positive	0	R/W
38283	1	Mapped Class assignments	UINT16	bitmapped		Class #(3 to 0) assignments, bitmapped in 4x4bit nibbles, active 1: b15-b12: Object 23, class assignments b11-b8: Object 22 or 32 class assignments b7-b4: Object 21 class assignment b3-b0: Object 20 or 30 class assignment.	1	R/W
38284	1	reserved	UINT16	0		Must be set to 0	0	R/W
38285	1	Settings for mapped point #38	UINT16	bitmapped		b15: reserved, must be 0 b14-b12: Object type, 000=None(empty), 010=Binary Inputs (Object 20), 011=Analog Input (Object 30), others invalid. b11-b8: Type of the original mapped register: 0000=UINT32, 0001=SINT32, 0010=UINT16, 0011=SINT16, 0100=FLOAT32, others invalid b7-b6: Scaler number type: 00=No, 01=FLOAT, 10=SINT32, 11=invalid. b5-b0: reserved, must be 0.	0b0010000100000000	R/W
38286	1	Mapped Modbus register address	UINT16	1 to 65535		Modbus reg. address to map in DNP as object 20 or 30	0x05DB	R/W
38287	2	Mapped Scaling value	SINT32 FLOAT			Settings dependent number type., Always positive	1	R/W
38289	2	Mapped Deadband value	SINT32 FLOAT			Settings dependent number type., Always positive	0	R/W
38291	1	Mapped Class assignments	UINT16	bitmapped		Class #(3 to 0) assignments, bitmapped in 4x4bit nibbles, active 1: b15-b12: Object 23, class assignments b11-b8: Object 22 or 32 class assignments b7-b4: Object 21 class assignment b3-b0: Object 20 or 30 class assignment.	1	R/W
38292	1	reserved	UINT16	0		Must be set to 0	0	R/W

Reg#	Size	Description	Format	Value Range	Unit of measure or resolution	Comments	Factory default value	Acc
38293	1	Settings for mapped point #39	UINT16	bitmapped		b15: reserved, must be 0 b14-b12: Object type, 000=None(empty), 010=Binary Inputs (Object 20), 011=Analog Input (Object 30), others invalid. b11-b8: Type of the original mapped register: 0000=UINT32, 0001=SINT32, 0010=UINT16, 0011=SINT16, 0100=FLOAT32, others invalid b7-b6: Scaler number type: 00=No, 01=FLOAT, 10=SINT32, 11=invalid. b5-b0: reserved, must be 0.	0b0010000100000000	R/W
38294	1	Mapped Modbus register address	UINT16	1 to 65535		Modbus reg. address to map in DNP as object 20 or 30	0x05DB	R/W
38295	2	Mapped Scaling value	SINT32 FLOAT			Settings dependent number type., Always positive	1	R/W
38297	2	Mapped Deadband value	SINT32 FLOAT			Settings dependent number type., Always positive	0	R/W
38299	1	Mapped Class assignments	UINT16	bitmapped		Class #(3 to 0) assignments, bitmapped in 4x4bit nibbles, active 1: b15-b12: Object 23, class assignments b11-b8: Object 22 or 32 class assignments b7-b4: Object 21 class assignment b3-b0: Object 20 or 30 class assignment.	1	R/W
38300	1	reserved	UINT16	0		Must be set to 0	0	R/W
38301	1	Settings for mapped point #40	UINT16	bitmapped		b15: reserved, must be 0 b14-b12: Object type, 000=None(empty), 010=Binary Inputs (Object 20), 011=Analog Input (Object 30), others invalid. b11-b8: Type of the original mapped register: 0000=UINT32, 0001=SINT32, 0010=UINT16, 0011=SINT16, 0100=FLOAT32, others invalid b7-b6: Scaler number type: 00=No, 01=FLOAT, 10=SINT32, 11=invalid. b5-b0: reserved, must be 0.	0b0010000100000000	R/W
38302	1	Mapped Modbus register address	UINT16	1 to 65535		Modbus reg. address to map in DNP as object 20 or 30	0x05DB	R/W
38303	2	Mapped Scaling value	SINT32 FLOAT			Settings dependent number type., Always positive	1	R/W
38305	2	Mapped Deadband value	SINT32 FLOAT			Settings dependent number type., Always positive	0	R/W
38307	1	Mapped Class assignments	UINT16	bitmapped		Class #(3 to 0) assignments, bitmapped in 4x4bit nibbles, active 1: b15-b12: Object 23, class assignments b11-b8: Object 22 or 32 class assignments b7-b4: Object 21 class assignment b3-b0: Object 20 or 30 class assignment.	1	R/W
38308	1	reserved	UINT16	0		Must be set to 0	0	R/W

Reg#	Size	Description	Format	Value Range	Unit of measure or resolution	Comments	Factory default value	Acc
38309	1	Settings for mapped point #41	UINT16	bitmapped		b15: reserved, must be 0 b14-b12: Object type, 000=None(empty), 010=Binary Inputs (Object 20), 011=Analog Input (Object 30), others invalid. b11-b8: Type of the original mapped register: 0000=UINT32, 0001=SINT32, 0010=UINT16, 0011=SINT16, 0100=FLOAT32, others invalid b7-b6: Scaler number type: 00=No, 01=FLOAT, 10=SINT32, 11=invalid. b5-b0: reserved, must be 0.	0b0010000100000000	R/W
38310	1	Mapped Modbus register address	UINT16	1 to 65535		Modbus reg. address to map in DNP as object 20 or 30	0x05DB	R/W
38311	2	Mapped Scaling value	SINT32 FLOAT			Settings dependent number type., Always positive	1	R/W
38313	2	Mapped Deadband value	SINT32 FLOAT			Settings dependent number type., Always positive	0	R/W
38315	1	Mapped Class assignments	UINT16	bitmapped		Class #(3 to 0) assignments, bitmapped in 4x4bit nibbles, active 1: b15-b12: Object 23, class assignments b11-b8: Object 22 or 32 class assignments b7-b4: Object 21 class assignment b3-b0: Object 20 or 30 class assignment.	1	R/W
38316	1	reserved	UINT16	0		Must be set to 0	0	R/W
38317	1	Settings for mapped point #42	UINT16	bitmapped		b15: reserved, must be 0 b14-b12: Object type, 000=None(empty), 010=Binary Inputs (Object 20), 011=Analog Input (Object 30), others invalid. b11-b8: Type of the original mapped register: 0000=UINT32, 0001=SINT32, 0010=UINT16, 0011=SINT16, 0100=FLOAT32, others invalid b7-b6: Scaler number type: 00=No, 01=FLOAT, 10=SINT32, 11=invalid. b5-b0: reserved, must be 0.	0b0010000100000000	R/W
38318	1	Mapped Modbus register address	UINT16	1 to 65535		Modbus reg. address to map in DNP as object 20 or 30	0x05DB	R/W
38319	2	Mapped Scaling value	SINT32 FLOAT			Settings dependent number type., Always positive	1	R/W
38321	2	Mapped Deadband value	SINT32 FLOAT			Settings dependent number type., Always positive	0	R/W
38323	1	Mapped Class assignments	UINT16	bitmapped		Class #(3 to 0) assignments, bitmapped in 4x4bit nibbles, active 1: b15-b12: Object 23, class assignments b11-b8: Object 22 or 32 class assignments b7-b4: Object 21 class assignment b3-b0: Object 20 or 30 class assignment.	1	R/W
38324	1	reserved	UINT16	0		Must be set to 0	0	R/W

Reg#	Size	Description	Format	Value Range	Unit of measure or resolution	Comments	Factory default value	Acc
38325	1	Settings for mapped point #43	UINT16	bitmapped		b15: reserved, must be 0 b14-b12: Object type, 000=None(empty), 010=Binary Inputs (Object 20), 011=Analog Input (Object 30), others invalid. b11-b8: Type of the original mapped register: 0000=UINT32, 0001=SINT32, 0010=UINT16, 0011=SINT16, 0100=FLOAT32, others invalid b7-b6: Scaler number type: 00=No, 01=FLOAT, 10=SINT32, 11=invalid. b5-b0: reserved, must be 0.	0b0010000100000000	R/W
38326	1	Mapped Modbus register address	UINT16	1 to 65535		Modbus reg. address to map in DNP as object 20 or 30	0x05DB	R/W
38327	2	Mapped Scaling value	SINT32 FLOAT			Settings dependent number type., Always positive	1	R/W
38329	2	Mapped Deadband value	SINT32 FLOAT			Settings dependent number type., Always positive	0	R/W
38331	1	Mapped Class assignments	UINT16	bitmapped		Class #(3 to 0) assignments, bitmapped in 4x4bit nibbles, active 1: b15-b12: Object 23, class assignments b11-b8: Object 22 or 32 class assignments b7-b4: Object 21 class assignment b3-b0: Object 20 or 30 class assignment.	1	R/W
38332	1	reserved	UINT16	0		Must be set to 0	0	R/W
38333	1	Settings for mapped point #44	UINT16	bitmapped		b15: reserved, must be 0 b14-b12: Object type, 000=None(empty), 010=Binary Inputs (Object 20), 011=Analog Input (Object 30), others invalid. b11-b8: Type of the original mapped register: 0000=UINT32, 0001=SINT32, 0010=UINT16, 0011=SINT16, 0100=FLOAT32, others invalid b7-b6: Scaler number type: 00=No, 01=FLOAT, 10=SINT32, 11=invalid. b5-b0: reserved, must be 0.	0b0010000100000000	R/W
38334	1	Mapped Modbus register address	UINT16	1 to 65535		Modbus reg. address to map in DNP as object 20 or 30	0x05DB	R/W
38335	2	Mapped Scaling value	SINT32 FLOAT			Settings dependent number type., Always positive	1	R/W
38337	2	Mapped Deadband value	SINT32 FLOAT			Settings dependent number type., Always positive	0	R/W
38339	1	Mapped Class assignments	UINT16	bitmapped		Class #(3 to 0) assignments, bitmapped in 4x4bit nibbles, active 1: b15-b12: Object 23, class assignments b11-b8: Object 22 or 32 class assignments b7-b4: Object 21 class assignment b3-b0: Object 20 or 30 class assignment.	1	R/W
38340	1	reserved	UINT16	0		Must be set to 0	0	R/W

Reg#	Size	Description	Format	Value Range	Unit of measure or resolution	Comments	Factory default value	Acc
38341	1	Settings for mapped point #45	UINT16	bitmapped		b15: reserved, must be 0 b14-b12: Object type, 000=None(empty), 010=Binary Inputs (Object 20), 011=Analog Input (Object 30), others invalid. b11-b8: Type of the original mapped register: 0000=UINT32, 0001=SINT32, 0010=UINT16, 0011=SINT16, 0100=FLOAT32, others invalid b7-b6: Scaler number type: 00=No, 01=FLOAT, 10=SINT32, 11=invalid. b5-b0: reserved, must be 0.	0b0010000100000000	R/W
38342	1	Mapped Modbus register address	UINT16	1 to 65535		Modbus reg. address to map in DNP as object 20 or 30	0x05DB	R/W
38343	2	Mapped Scaling value	SINT32 FLOAT			Settings dependent number type., Always positive	1	R/W
38345	2	Mapped Deadband value	SINT32 FLOAT			Settings dependent number type., Always positive	0	R/W
38347	1	Mapped Class assignments	UINT16	bitmapped		Class #(3 to 0) assignments, bitmapped in 4x4bit nibbles, active 1: b15-b12: Object 23, class assignments b11-b8: Object 22 or 32 class assignments b7-b4: Object 21 class assignment b3-b0: Object 20 or 30 class assignment.	1	R/W
38348	1	reserved	UINT16	0		Must be set to 0	0	R/W
38349	1	Settings for mapped point #46	UINT16	bitmapped		b15: reserved, must be 0 b14-b12: Object type, 000=None(empty), 010=Binary Inputs (Object 20), 011=Analog Input (Object 30), others invalid. b11-b8: Type of the original mapped register: 0000=UINT32, 0001=SINT32, 0010=UINT16, 0011=SINT16, 0100=FLOAT32, others invalid b7-b6: Scaler number type: 00=No, 01=FLOAT, 10=SINT32, 11=invalid. b5-b0: reserved, must be 0.	0b0010000100000000	R/W
38350	1	Mapped Modbus register address	UINT16	1 to 65535		Modbus reg. address to map in DNP as object 20 or 30	0x05DB	R/W
38351	2	Mapped Scaling value	SINT32 FLOAT			Settings dependent number type., Always positive	1	R/W
38353	2	Mapped Deadband value	SINT32 FLOAT			Settings dependent number type., Always positive	0	R/W
38355	1	Mapped Class assignments	UINT16	bitmapped		Class #(3 to 0) assignments, bitmapped in 4x4bit nibbles, active 1: b15-b12: Object 23, class assignments b11-b8: Object 22 or 32 class assignments b7-b4: Object 21 class assignment b3-b0: Object 20 or 30 class assignment.	1	R/W
38356	1	reserved	UINT16	0		Must be set to 0	0	R/W

Reg#	Size	Description	Format	Value Range	Unit of measure or resolution	Comments	Factory default value	Acc
38357	1	Settings for mapped point #47	UINT16	bitmapped		b15: reserved, must be 0 b14-b12: Object type, 000=None(empty), 010=Binary Inputs (Object 20), 011=Analog Input (Object 30), others invalid. b11-b8: Type of the original mapped register: 0000=UINT32, 0001=SINT32, 0010=UINT16, 0011=SINT16, 0100=FLOAT32, others invalid b7-b6: Scaler number type: 00=No, 01=FLOAT, 10=SINT32, 11=invalid. b5-b0: reserved, must be 0.	0b0010000100000000	R/W
38358	1	Mapped Modbus register address	UINT16	1 to 65535		Modbus reg. address to map in DNP as object 20 or 30	0x05DB	R/W
38359	2	Mapped Scaling value	SINT32 FLOAT			Settings dependent number type., Always positive	1	R/W
38361	2	Mapped Deadband value	SINT32 FLOAT			Settings dependent number type., Always positive	0	R/W
38363	1	Mapped Class assignments	UINT16	bitmapped		Class #(3 to 0) assignments, bitmapped in 4x4bit nibbles, active 1: b15-b12: Object 23, class assignments b11-b8: Object 22 or 32 class assignments b7-b4: Object 21 class assignment b3-b0: Object 20 or 30 class assignment.	1	R/W
38364	1	reserved	UINT16	0		Must be set to 0	0	R/W
38365	1	Settings for mapped point #48	UINT16	bitmapped		b15: reserved, must be 0 b14-b12: Object type, 000=None(empty), 010=Binary Inputs (Object 20), 011=Analog Input (Object 30), others invalid. b11-b8: Type of the original mapped register: 0000=UINT32, 0001=SINT32, 0010=UINT16, 0011=SINT16, 0100=FLOAT32, others invalid b7-b6: Scaler number type: 00=No, 01=FLOAT, 10=SINT32, 11=invalid. b5-b0: reserved, must be 0.	0b0010000100000000	R/W
38366	1	Mapped Modbus register address	UINT16	1 to 65535		Modbus reg. address to map in DNP as object 20 or 30	0x05DB	R/W
38367	2	Mapped Scaling value	SINT32 FLOAT			Settings dependent number type., Always positive	1	R/W
38369	2	Mapped Deadband value	SINT32 FLOAT			Settings dependent number type., Always positive	0	R/W
38371	1	Mapped Class assignments	UINT16	bitmapped		Class #(3 to 0) assignments, bitmapped in 4x4bit nibbles, active 1: b15-b12: Object 23, class assignments b11-b8: Object 22 or 32 class assignments b7-b4: Object 21 class assignment b3-b0: Object 20 or 30 class assignment.	1	R/W
38372	1	reserved	UINT16	0		Must be set to 0	0	R/W

Reg#	Size	Description	Format	Value Range	Unit of measure or resolution	Comments	Factory default value	Acc
38373	1	Settings for mapped point #49	UINT16	bitmapped		b15: reserved, must be 0 b14-b12: Object type, 000=None(empty), 010=Binary Inputs (Object 20), 011=Analog Input (Object 30), others invalid. b11-b8: Type of the original mapped register: 0000=UINT32, 0001=SINT32, 0010=UINT16, 0011=SINT16, 0100=FLOAT32, others invalid b7-b6: Scaler number type: 00=No, 01=FLOAT, 10=SINT32, 11=invalid. b5-b0: reserved, must be 0.	0b0010000100000000	R/W
38374	1	Mapped Modbus register address	UINT16	1 to 65535		Modbus reg. address to map in DNP as object 20 or 30	0x05DB	R/W
38375	2	Mapped Scaling value	SINT32 FLOAT			Settings dependent number type., Always positive	1	R/W
38377	2	Mapped Deadband value	SINT32 FLOAT			Settings dependent number type., Always positive	0	R/W
38379	1	Mapped Class assignments	UINT16	bitmapped		Class #(3 to 0) assignments, bitmapped in 4x4bit nibbles, active 1: b15-b12: Object 23, class assignments b11-b8: Object 22 or 32 class assignments b7-b4: Object 21 class assignment b3-b0: Object 20 or 30 class assignment.	1	R/W
38380	1	reserved	UINT16	0		Must be set to 0	0	R/W
38381	1	Settings for mapped point #50	UINT16	bitmapped		b15: reserved, must be 0 b14-b12: Object type, 000=None(empty), 010=Binary Inputs (Object 20), 011=Analog Input (Object 30), others invalid. b11-b8: Type of the original mapped register: 0000=UINT32, 0001=SINT32, 0010=UINT16, 0011=SINT16, 0100=FLOAT32, others invalid b7-b6: Scaler number type: 00=No, 01=FLOAT, 10=SINT32, 11=invalid. b5-b0: reserved, must be 0.	0b0010000100000000	R/W
38382	1	Mapped Modbus register address	UINT16	1 to 65535		Modbus reg. address to map in DNP as object 20 or 30	0x05DB	R/W
38383	2	Mapped Scaling value	SINT32 FLOAT			Settings dependent number type., Always positive	1	R/W
38385	2	Mapped Deadband value	SINT32 FLOAT			Settings dependent number type., Always positive	0	R/W
38387	1	Mapped Class assignments	UINT16	bitmapped		Class #(3 to 0) assignments, bitmapped in 4x4bit nibbles, active 1: b15-b12: Object 23, class assignments b11-b8: Object 22 or 32 class assignments b7-b4: Object 21 class assignment b3-b0: Object 20 or 30 class assignment.	1	R/W
38388	1	reserved	UINT16	0		Must be set to 0	0	R/W

Reg#	Size	Description	Format	Value Range	Unit of measure or resolution	Comments	Factory default value	Acc
38389	1	Settings for mapped point #51	UINT16	bitmapped		b15: reserved, must be 0 b14-b12: Object type, 000=None(empty), 010=Binary Inputs (Object 20), 011=Analog Input (Object 30), others invalid. b11-b8: Type of the original mapped register: 0000=UINT32, 0001=SINT32, 0010=UINT16, 0011=SINT16, 0100=FLOAT32, others invalid b7-b6: Scaler number type: 00=No, 01=FLOAT, 10=SINT32, 11=invalid. b5-b0: reserved, must be 0.	0b0010000100000000	R/W
38390	1	Mapped Modbus register address	UINT16	1 to 65535		Modbus reg. address to map in DNP as object 20 or 30	0x05DB	R/W
38391	2	Mapped Scaling value	SINT32 FLOAT			Settings dependent number type., Always positive	1	R/W
38393	2	Mapped Deadband value	SINT32 FLOAT			Settings dependent number type., Always positive	0	R/W
38395	1	Mapped Class assignments	UINT16	bitmapped		Class #(3 to 0) assignments, bitmapped in 4x4bit nibbles, active 1: b15-b12: Object 23, class assignments b11-b8: Object 22 or 32 class assignments b7-b4: Object 21 class assignment b3-b0: Object 20 or 30 class assignment.	1	R/W
38396	1	reserved	UINT16	0		Must be set to 0	0	R/W
38397	1	Settings for mapped point #52	UINT16	bitmapped		b15: reserved, must be 0 b14-b12: Object type, 000=None(empty), 010=Binary Inputs (Object 20), 011=Analog Input (Object 30), others invalid. b11-b8: Type of the original mapped register: 0000=UINT32, 0001=SINT32, 0010=UINT16, 0011=SINT16, 0100=FLOAT32, others invalid b7-b6: Scaler number type: 00=No, 01=FLOAT, 10=SINT32, 11=invalid. b5-b0: reserved, must be 0.	0b0010000100000000	R/W
38398	1	Mapped Modbus register address	UINT16	1 to 65535		Modbus reg. address to map in DNP as object 20 or 30	0x05DB	R/W
38399	2	Mapped Scaling value	SINT32 FLOAT			Settings dependent number type., Always positive	1	R/W
38401	2	Mapped Deadband value	SINT32 FLOAT			Settings dependent number type., Always positive	0	R/W
38403	1	Mapped Class assignments	UINT16	bitmapped		Class #(3 to 0) assignments, bitmapped in 4x4bit nibbles, active 1: b15-b12: Object 23, class assignments b11-b8: Object 22 or 32 class assignments b7-b4: Object 21 class assignment b3-b0: Object 20 or 30 class assignment.	1	R/W
38404	1	reserved	UINT16	0		Must be set to 0	0	R/W

Reg#	Size	Description	Format	Value Range	Unit of measure or resolution	Comments	Factory default value	Acc
38405	1	Settings for mapped point #53	UINT16	bitmapped		b15: reserved, must be 0 b14-b12: Object type, 000=None(empty), 010=Binary Inputs (Object 20), 011=Analog Input (Object 30), others invalid. b11-b8: Type of the original mapped register: 0000=UINT32, 0001=SINT32, 0010=UINT16, 0011=SINT16, 0100=FLOAT32, others invalid b7-b6: Scaler number type: 00=No, 01=FLOAT, 10=SINT32, 11=invalid. b5-b0: reserved, must be 0.	0b0010000100000000	R/W
38406	1	Mapped Modbus register address	UINT16	1 to 65535		Modbus reg. address to map in DNP as object 20 or 30	0x05DB	R/W
38407	2	Mapped Scaling value	SINT32 FLOAT			Settings dependent number type., Always positive	1	R/W
38409	2	Mapped Deadband value	SINT32 FLOAT			Settings dependent number type., Always positive	0	R/W
38411	1	Mapped Class assignments	UINT16	bitmapped		Class #(3 to 0) assignments, bitmapped in 4x4bit nibbles, active 1: b15-b12: Object 23, class assignments b11-b8: Object 22 or 32 class assignments b7-b4: Object 21 class assignment b3-b0: Object 20 or 30 class assignment.	1	R/W
38412	1	reserved	UINT16	0		Must be set to 0	0	R/W
38413	1	Settings for mapped point #54	UINT16	bitmapped		b15: reserved, must be 0 b14-b12: Object type, 000=None(empty), 010=Binary Inputs (Object 20), 011=Analog Input (Object 30), others invalid. b11-b8: Type of the original mapped register: 0000=UINT32, 0001=SINT32, 0010=UINT16, 0011=SINT16, 0100=FLOAT32, others invalid b7-b6: Scaler number type: 00=No, 01=FLOAT, 10=SINT32, 11=invalid. b5-b0: reserved, must be 0.	0b0010000100000000	R/W
38414	1	Mapped Modbus register address	UINT16	1 to 65535		Modbus reg. address to map in DNP as object 20 or 30	0x05DB	R/W
38415	2	Mapped Scaling value	SINT32 FLOAT			Settings dependent number type., Always positive	1	R/W
38417	2	Mapped Deadband value	SINT32 FLOAT			Settings dependent number type., Always positive	0	R/W
38419	1	Mapped Class assignments	UINT16	bitmapped		Class #(3 to 0) assignments, bitmapped in 4x4bit nibbles, active 1: b15-b12: Object 23, class assignments b11-b8: Object 22 or 32 class assignments b7-b4: Object 21 class assignment b3-b0: Object 20 or 30 class assignment.	1	R/W
38420	1	reserved	UINT16	0		Must be set to 0	0	R/W

Reg#	Size	Description	Format	Value Range	Unit of measure or resolution	Comments	Factory default value	Acc
38421	1	Settings for mapped point #55	UINT16	bitmapped		b15: reserved, must be 0 b14-b12: Object type, 000=None(empty), 010=Binary Inputs (Object 20), 011=Analog Input (Object 30), others invalid. b11-b8: Type of the original mapped register: 0000=UINT32, 0001=SINT32, 0010=UINT16, 0011=SINT16, 0100=FLOAT32, others invalid b7-b6: Scaler number type: 00=No, 01=FLOAT, 10=SINT32, 11=invalid. b5-b0: reserved, must be 0.	0b0010000100000000	R/W
38422	1	Mapped Modbus register address	UINT16	1 to 65535		Modbus reg. address to map in DNP as object 20 or 30	0x05DB	R/W
38423	2	Mapped Scaling value	SINT32 FLOAT			Settings dependent number type., Always positive	1	R/W
38425	2	Mapped Deadband value	SINT32 FLOAT			Settings dependent number type., Always positive	0	R/W
38427	1	Mapped Class assignments	UINT16	bitmapped		Class #(3 to 0) assignments, bitmapped in 4x4bit nibbles, active 1: b15-b12: Object 23, class assignments b11-b8: Object 22 or 32 class assignments b7-b4: Object 21 class assignment b3-b0: Object 20 or 30 class assignment.	1	R/W
38428	1	reserved	UINT16	0		Must be set to 0	0	R/W
38429	1	Settings for mapped point #56	UINT16	bitmapped		b15: reserved, must be 0 b14-b12: Object type, 000=None(empty), 010=Binary Inputs (Object 20), 011=Analog Input (Object 30), others invalid. b11-b8: Type of the original mapped register: 0000=UINT32, 0001=SINT32, 0010=UINT16, 0011=SINT16, 0100=FLOAT32, others invalid b7-b6: Scaler number type: 00=No, 01=FLOAT, 10=SINT32, 11=invalid. b5-b0: reserved, must be 0.	0b0010000100000000	R/W
38430	1	Mapped Modbus register address	UINT16	1 to 65535		Modbus reg. address to map in DNP as object 20 or 30	0x05DB	R/W
38431	2	Mapped Scaling value	SINT32 FLOAT			Settings dependent number type., Always positive	1	R/W
38433	2	Mapped Deadband value	SINT32 FLOAT			Settings dependent number type., Always positive	0	R/W
38435	1	Mapped Class assignments	UINT16	bitmapped		Class #(3 to 0) assignments, bitmapped in 4x4bit nibbles, active 1: b15-b12: Object 23, class assignments b11-b8: Object 22 or 32 class assignments b7-b4: Object 21 class assignment b3-b0: Object 20 or 30 class assignment.	1	R/W
38436	1	reserved	UINT16	0		Must be set to 0	0	R/W

Reg#	Size	Description	Format	Value Range	Unit of measure or resolution	Comments	Factory default value	Acc
38437	1	Settings for mapped point #57	UINT16	bitmapped		b15: reserved, must be 0 b14-b12: Object type, 000=None(empty), 010=Binary Inputs (Object 20), 011=Analog Input (Object 30), others invalid. b11-b8: Type of the original mapped register: 0000=UINT32, 0001=SINT32, 0010=UINT16, 0011=SINT16, 0100=FLOAT32, others invalid b7-b6: Scaler number type: 00=No, 01=FLOAT, 10=SINT32, 11=invalid. b5-b0: reserved, must be 0.	0b0010000100000000	R/W
38438	1	Mapped Modbus register address	UINT16	1 to 65535		Modbus reg. address to map in DNP as object 20 or 30	0x05DB	R/W
38439	2	Mapped Scaling value	SINT32 FLOAT			Settings dependent number type., Always positive	1	R/W
38441	2	Mapped Deadband value	SINT32 FLOAT			Settings dependent number type., Always positive	0	R/W
38443	1	Mapped Class assignments	UINT16	bitmapped		Class #(3 to 0) assignments, bitmapped in 4x4bit nibbles, active 1: b15-b12: Object 23, class assignments b11-b8: Object 22 or 32 class assignments b7-b4: Object 21 class assignment b3-b0: Object 20 or 30 class assignment.	1	R/W
38444	1	reserved	UINT16	0		Must be set to 0	0	R/W
38445	1	Settings for mapped point #58	UINT16	bitmapped		b15: reserved, must be 0 b14-b12: Object type, 000=None(empty), 010=Binary Inputs (Object 20), 011=Analog Input (Object 30), others invalid. b11-b8: Type of the original mapped register: 0000=UINT32, 0001=SINT32, 0010=UINT16, 0011=SINT16, 0100=FLOAT32, others invalid b7-b6: Scaler number type: 00=No, 01=FLOAT, 10=SINT32, 11=invalid. b5-b0: reserved, must be 0.	0b0010000100000000	R/W
38446	1	Mapped Modbus register address	UINT16	1 to 65535		Modbus reg. address to map in DNP as object 20 or 30	0x05DB	R/W
38447	2	Mapped Scaling value	SINT32 FLOAT			Settings dependent number type., Always positive	1	R/W
38449	2	Mapped Deadband value	SINT32 FLOAT			Settings dependent number type., Always positive	0	R/W
38451	1	Mapped Class assignments	UINT16	bitmapped		Class #(3 to 0) assignments, bitmapped in 4x4bit nibbles, active 1: b15-b12: Object 23, class assignments b11-b8: Object 22 or 32 class assignments b7-b4: Object 21 class assignment b3-b0: Object 20 or 30 class assignment.	1	R/W
38452	1	reserved	UINT16	0		Must be set to 0	0	R/W

Reg#	Size	Description	Format	Value Range	Unit of measure or resolution	Comments	Factory default value	Acc
38453	1	Settings for mapped point #59	UINT16	bitmapped		b15: reserved, must be 0 b14-b12: Object type, 000=None(empty), 010=Binary Inputs (Object 20), 011=Analog Input (Object 30), others invalid. b11-b8: Type of the original mapped register: 0000=UINT32, 0001=SINT32, 0010=UINT16, 0011=SINT16, 0100=FLOAT32, others invalid b7-b6: Scaler number type: 00=No, 01=FLOAT, 10=SINT32, 11=invalid. b5-b0: reserved, must be 0.	0b0010000100000000	R/W
38454	1	Mapped Modbus register address	UINT16	1 to 65535		Modbus reg. address to map in DNP as object 20 or 30	0x05DB	R/W
38455	2	Mapped Scaling value	SINT32 FLOAT			Settings dependent number type., Always positive	1	R/W
38457	2	Mapped Deadband value	SINT32 FLOAT			Settings dependent number type., Always positive	0	R/W
38459	1	Mapped Class assignments	UINT16	bitmapped		Class #(3 to 0) assignments, bitmapped in 4x4bit nibbles, active 1: b15-b12: Object 23, class assignments b11-b8: Object 22 or 32 class assignments b7-b4: Object 21 class assignment b3-b0: Object 20 or 30 class assignment.	1	R/W
38460	1	reserved	UINT16	0		Must be set to 0	0	R/W
38461	1	Settings for mapped point #60	UINT16	bitmapped		b15: reserved, must be 0 b14-b12: Object type, 000=None(empty), 010=Binary Inputs (Object 20), 011=Analog Input (Object 30), others invalid. b11-b8: Type of the original mapped register: 0000=UINT32, 0001=SINT32, 0010=UINT16, 0011=SINT16, 0100=FLOAT32, others invalid b7-b6: Scaler number type: 00=No, 01=FLOAT, 10=SINT32, 11=invalid. b5-b0: reserved, must be 0.	0b0010000100000000	R/W
38462	1	Mapped Modbus register address	UINT16	1 to 65535		Modbus reg. address to map in DNP as object 20 or 30	0x05DB	R/W
38463	2	Mapped Scaling value	SINT32 FLOAT			Settings dependent number type., Always positive	1	R/W
38465	2	Mapped Deadband value	SINT32 FLOAT			Settings dependent number type., Always positive	0	R/W
38467	1	Mapped Class assignments	UINT16	bitmapped		Class #(3 to 0) assignments, bitmapped in 4x4bit nibbles, active 1: b15-b12: Object 23, class assignments b11-b8: Object 22 or 32 class assignments b7-b4: Object 21 class assignment b3-b0: Object 20 or 30 class assignment.	1	R/W
38468	1	reserved	UINT16	0		Must be set to 0	0	R/W

Reg#	Size	Description	Format	Value Range	Unit of measure or resolution	Comments	Factory default value	Acc
38469	1	Settings for mapped point #61	UINT16	bitmapped		b15: reserved, must be 0 b14-b12: Object type, 000=None(empty), 010=Binary Inputs (Object 20), 011=Analog Input (Object 30), others invalid. b11-b8: Type of the original mapped register: 0000=UINT32, 0001=SINT32, 0010=UINT16, 0011=SINT16, 0100=FLOAT32, others invalid b7-b6: Scaler number type: 00=No, 01=FLOAT, 10=SINT32, 11=invalid. b5-b0: reserved, must be 0.	0b0010000100000000	R/W
38470	1	Mapped Modbus register address	UINT16	1 to 65535		Modbus reg. address to map in DNP as object 20 or 30	0x05DB	R/W
38471	2	Mapped Scaling value	SINT32 FLOAT			Settings dependent number type., Always positive	1	R/W
38473	2	Mapped Deadband value	SINT32 FLOAT			Settings dependent number type., Always positive	0	R/W
38475	1	Mapped Class assignments	UINT16	bitmapped		Class #(3 to 0) assignments, bitmapped in 4x4bit nibbles, active 1: b15-b12: Object 23, class assignments b11-b8: Object 22 or 32 class assignments b7-b4: Object 21 class assignment b3-b0: Object 20 or 30 class assignment.	1	R/W
38476	1	reserved	UINT16	0		Must be set to 0	0	R/W
38477	1	Settings for mapped point #62	UINT16	bitmapped		b15: reserved, must be 0 b14-b12: Object type, 000=None(empty), 010=Binary Inputs (Object 20), 011=Analog Input (Object 30), others invalid. b11-b8: Type of the original mapped register: 0000=UINT32, 0001=SINT32, 0010=UINT16, 0011=SINT16, 0100=FLOAT32, others invalid b7-b6: Scaler number type: 00=No, 01=FLOAT, 10=SINT32, 11=invalid. b5-b0: reserved, must be 0.	0b0010000100000000	R/W
38478	1	Mapped Modbus register address	UINT16	1 to 65535		Modbus reg. address to map in DNP as object 20 or 30	0x05DB	R/W
38479	2	Mapped Scaling value	SINT32 FLOAT			Settings dependent number type., Always positive	1	R/W
38481	2	Mapped Deadband value	SINT32 FLOAT			Settings dependent number type., Always positive	0	R/W
38483	1	Mapped Class assignments	UINT16	bitmapped		Class #(3 to 0) assignments, bitmapped in 4x4bit nibbles, active 1: b15-b12: Object 23, class assignments b11-b8: Object 22 or 32 class assignments b7-b4: Object 21 class assignment b3-b0: Object 20 or 30 class assignment.	1	R/W
38484	1	reserved	UINT16	0		Must be set to 0	0	R/W

Reg#	Size	Description	Format	Value Range	Unit of measure or resolution	Comments	Factory default value	Acc
38485	1	Settings for mapped point #63	UINT16	bitmapped		b15: reserved, must be 0 b14-b12: Object type, 000=None(empty), 010=Binary Inputs (Object 20), 011=Analog Input (Object 30), others invalid. b11-b8: Type of the original mapped register: 0000=UINT32, 0001=SINT32, 0010=UINT16, 0011=SINT16, 0100=FLOAT32, others invalid b7-b6: Scaler number type: 00=No, 01=FLOAT, 10=SINT32, 11=invalid. b5-b0: reserved, must be 0.	0b0010000100000000	R/W
38486	1	Mapped Modbus register address	UINT16	1 to 65535		Modbus reg. address to map in DNP as object 20 or 30	0x05DB	R/W
38487	2	Mapped Scaling value	SINT32 FLOAT			Settings dependent number type., Always positive	1	R/W
38489	2	Mapped Deadband value	SINT32 FLOAT			Settings dependent number type., Always positive	0	R/W
38491	1	Mapped Class assignments	UINT16	bitmapped		Class #(3 to 0) assignments, bitmapped in 4x4bit nibbles, active 1: b15-b12: Object 23, class assignments b11-b8: Object 22 or 32 class assignments b7-b4: Object 21 class assignment b3-b0: Object 20 or 30 class assignment.	1	R/W
38492	1	reserved	UINT16	0		Must be set to 0	0	R/W
38493	1	Settings for mapped point #64	UINT16	bitmapped		b15: reserved, must be 0 b14-b12: Object type, 000=None(empty), 010=Binary Inputs (Object 20), 011=Analog Input (Object 30), others invalid. b11-b8: Type of the original mapped register: 0000=UINT32, 0001=SINT32, 0010=UINT16, 0011=SINT16, 0100=FLOAT32, others invalid b7-b6: Scaler number type: 00=No, 01=FLOAT, 10=SINT32, 11=invalid. b5-b0: reserved, must be 0.	0b0010000100000000	R/W
38494	1	Mapped Modbus register address	UINT16	1 to 65535		Modbus reg. address to map in DNP as object 20 or 30	0x05DB	R/W
38495	2	Mapped Scaling value	SINT32 FLOAT			Settings dependent number type., Always positive	1	R/W
38497	2	Mapped Deadband value	SINT32 FLOAT			Settings dependent number type., Always positive	0	R/W
38499	1	Mapped Class assignments	UINT16	bitmapped		Class #(3 to 0) assignments, bitmapped in 4x4bit nibbles, active 1: b15-b12: Object 23, class assignments b11-b8: Object 22 or 32 class assignments b7-b4: Object 21 class assignment b3-b0: Object 20 or 30 class assignment.	1	R/W
38500	1	reserved	UINT16	0		Must be set to 0	0	R/W

Reg#	Size	Description	Format	Value Range	Unit of measure or resolution	Comments	Factory default value	Acc
38501	1	Settings for mapped point #65	UINT16	bitmapped		b15: reserved, must be 0 b14-b12: Object type, 000=None(empty), 010=Binary Inputs (Object 20), 011=Analog Input (Object 30), others invalid. b11-b8: Type of the original mapped register: 0000=UINT32, 0001=SINT32, 0010=UINT16, 0011=SINT16, 0100=FLOAT32, others invalid b7-b6: Scaler number type: 00=No, 01=FLOAT, 10=SINT32, 11=invalid. b5-b0: reserved, must be 0.	0b0010000100000000	R/W
38502	1	Mapped Modbus register address	UINT16	1 to 65535		Modbus reg. address to map in DNP as object 20 or 30	0x05DB	R/W
38503	2	Mapped Scaling value	SINT32 FLOAT			Settings dependent number type., Always positive	1	R/W
38505	2	Mapped Deadband value	SINT32 FLOAT			Settings dependent number type., Always positive	0	R/W
38507	1	Mapped Class assignments	UINT16	bitmapped		Class #(3 to 0) assignments, bitmapped in 4x4bit nibbles, active 1: b15-b12: Object 23, class assignments b11-b8: Object 22 or 32 class assignments b7-b4: Object 21 class assignment b3-b0: Object 20 or 30 class assignment.	1	R/W
38508	1	reserved	UINT16	0		Must be set to 0	0	R/W
38509	1	Settings for mapped point #66	UINT16	bitmapped		b15: reserved, must be 0 b14-b12: Object type, 000=None(empty), 010=Binary Inputs (Object 20), 011=Analog Input (Object 30), others invalid. b11-b8: Type of the original mapped register: 0000=UINT32, 0001=SINT32, 0010=UINT16, 0011=SINT16, 0100=FLOAT32, others invalid b7-b6: Scaler number type: 00=No, 01=FLOAT, 10=SINT32, 11=invalid. b5-b0: reserved, must be 0.	0b0010000100000000	R/W
38510	1	Mapped Modbus register address	UINT16	1 to 65535		Modbus reg. address to map in DNP as object 20 or 30	0x05DB	R/W
38511	2	Mapped Scaling value	SINT32 FLOAT			Settings dependent number type., Always positive	1	R/W
38513	2	Mapped Deadband value	SINT32 FLOAT			Settings dependent number type., Always positive	0	R/W
38515	1	Mapped Class assignments	UINT16	bitmapped		Class #(3 to 0) assignments, bitmapped in 4x4bit nibbles, active 1: b15-b12: Object 23, class assignments b11-b8: Object 22 or 32 class assignments b7-b4: Object 21 class assignment b3-b0: Object 20 or 30 class assignment.	1	R/W
38516	1	reserved	UINT16	0		Must be set to 0	0	R/W

Reg#	Size	Description	Format	Value Range	Unit of measure or resolution	Comments	Factory default value	Acc
38517	1	Settings for mapped point #67	UINT16	bitmapped		b15: reserved, must be 0 b14-b12: Object type, 000=None(empty), 010=Binary Inputs (Object 20), 011=Analog Input (Object 30), others invalid. b11-b8: Type of the original mapped register: 0000=UINT32, 0001=SINT32, 0010=UINT16, 0011=SINT16, 0100=FLOAT32, others invalid b7-b6: Scaler number type: 00=No, 01=FLOAT, 10=SINT32, 11=invalid. b5-b0: reserved, must be 0.	0b0010000100000000	R/W
38518	1	Mapped Modbus register address	UINT16	1 to 65535		Modbus reg. address to map in DNP as object 20 or 30	0x05DB	R/W
38519	2	Mapped Scaling value	SINT32 FLOAT			Settings dependent number type., Always positive	1	R/W
38521	2	Mapped Deadband value	SINT32 FLOAT			Settings dependent number type., Always positive	0	R/W
38523	1	Mapped Class assignments	UINT16	bitmapped		Class #(3 to 0) assignments, bitmapped in 4x4bit nibbles, active 1: b15-b12: Object 23, class assignments b11-b8: Object 22 or 32 class assignments b7-b4: Object 21 class assignment b3-b0: Object 20 or 30 class assignment.	1	R/W
38524	1	reserved	UINT16	0		Must be set to 0	0	R/W
38525	1	Settings for mapped point #68	UINT16	bitmapped		b15: reserved, must be 0 b14-b12: Object type, 000=None(empty), 010=Binary Inputs (Object 20), 011=Analog Input (Object 30), others invalid. b11-b8: Type of the original mapped register: 0000=UINT32, 0001=SINT32, 0010=UINT16, 0011=SINT16, 0100=FLOAT32, others invalid b7-b6: Scaler number type: 00=No, 01=FLOAT, 10=SINT32, 11=invalid. b5-b0: reserved, must be 0.	0b0010000100000000	R/W
38526	1	Mapped Modbus register address	UINT16	1 to 65535		Modbus reg. address to map in DNP as object 20 or 30	0x05DB	R/W
38527	2	Mapped Scaling value	SINT32 FLOAT			Settings dependent number type., Always positive	1	R/W
38529	2	Mapped Deadband value	SINT32 FLOAT			Settings dependent number type., Always positive	0	R/W
38531	1	Mapped Class assignments	UINT16	bitmapped		Class #(3 to 0) assignments, bitmapped in 4x4bit nibbles, active 1: b15-b12: Object 23, class assignments b11-b8: Object 22 or 32 class assignments b7-b4: Object 21 class assignment b3-b0: Object 20 or 30 class assignment.	1	R/W
38532	1	reserved	UINT16	0		Must be set to 0	0	R/W

Reg#	Size	Description	Format	Value Range	Unit of measure or resolution	Comments	Factory default value	Acc
38533	1	Settings for mapped point #69	UINT16	bitmapped		b15: reserved, must be 0 b14-b12: Object type, 000=None(empty), 010=Binary Inputs (Object 20), 011=Analog Input (Object 30), others invalid. b11-b8: Type of the original mapped register: 0000=UINT32, 0001=SINT32, 0010=UINT16, 0011=SINT16, 0100=FLOAT32, others invalid b7-b6: Scaler number type: 00=No, 01=FLOAT, 10=SINT32, 11=invalid. b5-b0: reserved, must be 0.	0b0010000100000000	R/W
38534	1	Mapped Modbus register address	UINT16	1 to 65535		Modbus reg. address to map in DNP as object 20 or 30	0x05DB	R/W
38535	2	Mapped Scaling value	SINT32 FLOAT			Settings dependent number type., Always positive	1	R/W
38537	2	Mapped Deadband value	SINT32 FLOAT			Settings dependent number type., Always positive	0	R/W
38539	1	Mapped Class assignments	UINT16	bitmapped		Class #(3 to 0) assignments, bitmapped in 4x4bit nibbles, active 1: b15-b12: Object 23, class assignments b11-b8: Object 22 or 32 class assignments b7-b4: Object 21 class assignment b3-b0: Object 20 or 30 class assignment.	1	R/W
38540	1	reserved	UINT16	0		Must be set to 0	0	R/W
38541	1	Settings for mapped point #70	UINT16	bitmapped		b15: reserved, must be 0 b14-b12: Object type, 000=None(empty), 010=Binary Inputs (Object 20), 011=Analog Input (Object 30), others invalid. b11-b8: Type of the original mapped register: 0000=UINT32, 0001=SINT32, 0010=UINT16, 0011=SINT16, 0100=FLOAT32, others invalid b7-b6: Scaler number type: 00=No, 01=FLOAT, 10=SINT32, 11=invalid. b5-b0: reserved, must be 0.	0b0010000100000000	R/W
38542	1	Mapped Modbus register address	UINT16	1 to 65535		Modbus reg. address to map in DNP as object 20 or 30	0x05DB	R/W
38543	2	Mapped Scaling value	SINT32 FLOAT			Settings dependent number type., Always positive	1	R/W
38545	2	Mapped Deadband value	SINT32 FLOAT			Settings dependent number type., Always positive	0	R/W
38547	1	Mapped Class assignments	UINT16	bitmapped		Class #(3 to 0) assignments, bitmapped in 4x4bit nibbles, active 1: b15-b12: Object 23, class assignments b11-b8: Object 22 or 32 class assignments b7-b4: Object 21 class assignment b3-b0: Object 20 or 30 class assignment.	1	R/W
38548	1	reserved	UINT16	0		Must be set to 0	0	R/W

Reg#	Size	Description	Format	Value Range	Unit of measure or resolution	Comments	Factory default value	Acc
38549	1	Settings for mapped point #71	UINT16	bitmapped		b15: reserved, must be 0 b14-b12: Object type, 000=None(empty), 010=Binary Inputs (Object 20), 011=Analog Input (Object 30), others invalid. b11-b8: Type of the original mapped register: 0000=UINT32, 0001=SINT32, 0010=UINT16, 0011=SINT16, 0100=FLOAT32, others invalid b7-b6: Scaler number type: 00=No, 01=FLOAT, 10=SINT32, 11=invalid. b5-b0: reserved, must be 0.	0b0010000100000000	R/W
38550	1	Mapped Modbus register address	UINT16	1 to 65535		Modbus reg. address to map in DNP as object 20 or 30	0x05DB	R/W
38551	2	Mapped Scaling value	SINT32 FLOAT			Settings dependent number type., Always positive	1	R/W
38553	2	Mapped Deadband value	SINT32 FLOAT			Settings dependent number type., Always positive	0	R/W
38555	1	Mapped Class assignments	UINT16	bitmapped		Class #(3 to 0) assignments, bitmapped in 4x4bit nibbles, active 1: b15-b12: Object 23, class assignments b11-b8: Object 22 or 32 class assignments b7-b4: Object 21 class assignment b3-b0: Object 20 or 30 class assignment.	1	R/W
38556	1	reserved	UINT16	0		Must be set to 0	0	R/W
38557	1	Settings for mapped point #72	UINT16	bitmapped		b15: reserved, must be 0 b14-b12: Object type, 000=None(empty), 010=Binary Inputs (Object 20), 011=Analog Input (Object 30), others invalid. b11-b8: Type of the original mapped register: 0000=UINT32, 0001=SINT32, 0010=UINT16, 0011=SINT16, 0100=FLOAT32, others invalid b7-b6: Scaler number type: 00=No, 01=FLOAT, 10=SINT32, 11=invalid. b5-b0: reserved, must be 0.	0b0010000100000000	R/W
38558	1	Mapped Modbus register address	UINT16	1 to 65535		Modbus reg. address to map in DNP as object 20 or 30	0x05DB	R/W
38559	2	Mapped Scaling value	SINT32 FLOAT			Settings dependent number type., Always positive	1	R/W
38561	2	Mapped Deadband value	SINT32 FLOAT			Settings dependent number type., Always positive	0	R/W
38563	1	Mapped Class assignments	UINT16	bitmapped		Class #(3 to 0) assignments, bitmapped in 4x4bit nibbles, active 1: b15-b12: Object 23, class assignments b11-b8: Object 22 or 32 class assignments b7-b4: Object 21 class assignment b3-b0: Object 20 or 30 class assignment.	1	R/W
38564	1	reserved	UINT16	0		Must be set to 0	0	R/W

Reg#	Size	Description	Format	Value Range	Unit of measure or resolution	Comments	Factory default value	Acc
38565	1	Settings for mapped point #73	UINT16	bitmapped		b15: reserved, must be 0 b14-b12: Object type, 000=None(empty), 010=Binary Inputs (Object 20), 011=Analog Input (Object 30), others invalid. b11-b8: Type of the original mapped register: 0000=UINT32, 0001=SINT32, 0010=UINT16, 0011=SINT16, 0100=FLOAT32, others invalid b7-b6: Scaler number type: 00=No, 01=FLOAT, 10=SINT32, 11=invalid. b5-b0: reserved, must be 0.	0b0010000100000000	R/W
38566	1	Mapped Modbus register address	UINT16	1 to 65535		Modbus reg. address to map in DNP as object 20 or 30	0x05DB	R/W
38567	2	Mapped Scaling value	SINT32 FLOAT			Settings dependent number type., Always positive	1	R/W
38569	2	Mapped Deadband value	SINT32 FLOAT			Settings dependent number type., Always positive	0	R/W
38571	1	Mapped Class assignments	UINT16	bitmapped		Class #(3 to 0) assignments, bitmapped in 4x4bit nibbles, active 1: b15-b12: Object 23, class assignments b11-b8: Object 22 or 32 class assignments b7-b4: Object 21 class assignment b3-b0: Object 20 or 30 class assignment.	1	R/W
38572	1	reserved	UINT16	0		Must be set to 0	0	R/W
38573	1	Settings for mapped point #74	UINT16	bitmapped		b15: reserved, must be 0 b14-b12: Object type, 000=None(empty), 010=Binary Inputs (Object 20), 011=Analog Input (Object 30), others invalid. b11-b8: Type of the original mapped register: 0000=UINT32, 0001=SINT32, 0010=UINT16, 0011=SINT16, 0100=FLOAT32, others invalid b7-b6: Scaler number type: 00=No, 01=FLOAT, 10=SINT32, 11=invalid. b5-b0: reserved, must be 0.	0b0010000100000000	R/W
38574	1	Mapped Modbus register address	UINT16	1 to 65535		Modbus reg. address to map in DNP as object 20 or 30	0x05DB	R/W
38575	2	Mapped Scaling value	SINT32 FLOAT			Settings dependent number type., Always positive	1	R/W
38577	2	Mapped Deadband value	SINT32 FLOAT			Settings dependent number type., Always positive	0	R/W
38579	1	Mapped Class assignments	UINT16	bitmapped		Class #(3 to 0) assignments, bitmapped in 4x4bit nibbles, active 1: b15-b12: Object 23, class assignments b11-b8: Object 22 or 32 class assignments b7-b4: Object 21 class assignment b3-b0: Object 20 or 30 class assignment.	1	R/W
38580	1	reserved	UINT16	0		Must be set to 0	0	R/W

Reg#	Size	Description	Format	Value Range	Unit of measure or resolution	Comments	Factory default value	Acc
38581	1	Settings for mapped point #75	UINT16	bitmapped		b15: reserved, must be 0 b14-b12: Object type, 000=None(empty), 010=Binary Inputs (Object 20), 011=Analog Input (Object 30), others invalid. b11-b8: Type of the original mapped register: 0000=UINT32, 0001=SINT32, 0010=UINT16, 0011=SINT16, 0100=FLOAT32, others invalid b7-b6: Scaler number type: 00=No, 01=FLOAT, 10=SINT32, 11=invalid. b5-b0: reserved, must be 0.	0b0010000100000000	R/W
38582	1	Mapped Modbus register address	UINT16	1 to 65535		Modbus reg. address to map in DNP as object 20 or 30	0x05DB	R/W
38583	2	Mapped Scaling value	SINT32 FLOAT			Settings dependent number type., Always positive	1	R/W
38585	2	Mapped Deadband value	SINT32 FLOAT			Settings dependent number type., Always positive	0	R/W
38587	1	Mapped Class assignments	UINT16	bitmapped		Class #(3 to 0) assignments, bitmapped in 4x4bit nibbles, active 1: b15-b12: Object 23, class assignments b11-b8: Object 22 or 32 class assignments b7-b4: Object 21 class assignment b3-b0: Object 20 or 30 class assignment.	1	R/W
38588	1	reserved	UINT16	0		Must be set to 0	0	R/W
38589	1	Settings for mapped point #76	UINT16	bitmapped		b15: reserved, must be 0 b14-b12: Object type, 000=None(empty), 010=Binary Inputs (Object 20), 011=Analog Input (Object 30), others invalid. b11-b8: Type of the original mapped register: 0000=UINT32, 0001=SINT32, 0010=UINT16, 0011=SINT16, 0100=FLOAT32, others invalid b7-b6: Scaler number type: 00=No, 01=FLOAT, 10=SINT32, 11=invalid. b5-b0: reserved, must be 0.	0b0010000100000000	R/W
38590	1	Mapped Modbus register address	UINT16	1 to 65535		Modbus reg. address to map in DNP as object 20 or 30	0x05DB	R/W
38591	2	Mapped Scaling value	SINT32 FLOAT			Settings dependent number type., Always positive	1	R/W
38593	2	Mapped Deadband value	SINT32 FLOAT			Settings dependent number type., Always positive	0	R/W
38595	1	Mapped Class assignments	UINT16	bitmapped		Class #(3 to 0) assignments, bitmapped in 4x4bit nibbles, active 1: b15-b12: Object 23, class assignments b11-b8: Object 22 or 32 class assignments b7-b4: Object 21 class assignment b3-b0: Object 20 or 30 class assignment.	1	R/W
38596	1	reserved	UINT16	0		Must be set to 0	0	R/W

Reg#	Size	Description	Format	Value Range	Unit of measure or resolution	Comments	Factory default value	Acc
38597	1	Settings for mapped point #77	UINT16	bitmapped		b15: reserved, must be 0 b14-b12: Object type, 000=None(empty), 010=Binary Inputs (Object 20), 011=Analog Input (Object 30), others invalid. b11-b8: Type of the original mapped register: 0000=UINT32, 0001=SINT32, 0010=UINT16, 0011=SINT16, 0100=FLOAT32, others invalid b7-b6: Scaler number type: 00=No, 01=FLOAT, 10=SINT32, 11=invalid. b5-b0: reserved, must be 0.	0b0010000100000000	R/W
38598	1	Mapped Modbus register address	UINT16	1 to 65535		Modbus reg. address to map in DNP as object 20 or 30	0x05DB	R/W
38599	2	Mapped Scaling value	SINT32 FLOAT			Settings dependent number type., Always positive	1	R/W
38601	2	Mapped Deadband value	SINT32 FLOAT			Settings dependent number type., Always positive	0	R/W
38603	1	Mapped Class assignments	UINT16	bitmapped		Class #(3 to 0) assignments, bitmapped in 4x4bit nibbles, active 1: b15-b12: Object 23, class assignments b11-b8: Object 22 or 32 class assignments b7-b4: Object 21 class assignment b3-b0: Object 20 or 30 class assignment.	1	R/W
38604	1	reserved	UINT16	0		Must be set to 0	0	R/W
38605	1	Settings for mapped point #78	UINT16	bitmapped		b15: reserved, must be 0 b14-b12: Object type, 000=None(empty), 010=Binary Inputs (Object 20), 011=Analog Input (Object 30), others invalid. b11-b8: Type of the original mapped register: 0000=UINT32, 0001=SINT32, 0010=UINT16, 0011=SINT16, 0100=FLOAT32, others invalid b7-b6: Scaler number type: 00=No, 01=FLOAT, 10=SINT32, 11=invalid. b5-b0: reserved, must be 0.	0b0010000100000000	R/W
38606	1	Mapped Modbus register address	UINT16	1 to 65535		Modbus reg. address to map in DNP as object 20 or 30	0x05DB	R/W
38607	2	Mapped Scaling value	SINT32 FLOAT			Settings dependent number type., Always positive	1	R/W
38609	2	Mapped Deadband value	SINT32 FLOAT			Settings dependent number type., Always positive	0	R/W
38611	1	Mapped Class assignments	UINT16	bitmapped		Class #(3 to 0) assignments, bitmapped in 4x4bit nibbles, active 1: b15-b12: Object 23, class assignments b11-b8: Object 22 or 32 class assignments b7-b4: Object 21 class assignment b3-b0: Object 20 or 30 class assignment.	1	R/W
38612	1	reserved	UINT16	0		Must be set to 0	0	R/W

Reg#	Size	Description	Format	Value Range	Unit of measure or resolution	Comments	Factory default value	Acc
38613	1	Settings for mapped point #79	UINT16	bitmapped		b15: reserved, must be 0 b14-b12: Object type, 000=None(empty), 010=Binary Inputs (Object 20), 011=Analog Input (Object 30), others invalid. b11-b8: Type of the original mapped register: 0000=UINT32, 0001=SINT32, 0010=UINT16, 0011=SINT16, 0100=FLOAT32, others invalid b7-b6: Scaler number type: 00=No, 01=FLOAT, 10=SINT32, 11=invalid. b5-b0: reserved, must be 0.	0b0010000100000000	R/W
38614	1	Mapped Modbus register address	UINT16	1 to 65535		Modbus reg. address to map in DNP as object 20 or 30	0x05DB	R/W
38615	2	Mapped Scaling value	SINT32 FLOAT			Settings dependent number type., Always positive	1	R/W
38617	2	Mapped Deadband value	SINT32 FLOAT			Settings dependent number type., Always positive	0	R/W
38619	1	Mapped Class assignments	UINT16	bitmapped		Class #(3 to 0) assignments, bitmapped in 4x4bit nibbles, active 1: b15-b12: Object 23, class assignments b11-b8: Object 22 or 32 class assignments b7-b4: Object 21 class assignment b3-b0: Object 20 or 30 class assignment.	1	R/W
38620	1	reserved	UINT16	0		Must be set to 0	0	R/W
38621	1	Settings for mapped point #80	UINT16	bitmapped		b15: reserved, must be 0 b14-b12: Object type, 000=None(empty), 010=Binary Inputs (Object 20), 011=Analog Input (Object 30), others invalid. b11-b8: Type of the original mapped register: 0000=UINT32, 0001=SINT32, 0010=UINT16, 0011=SINT16, 0100=FLOAT32, others invalid b7-b6: Scaler number type: 00=No, 01=FLOAT, 10=SINT32, 11=invalid. b5-b0: reserved, must be 0.	0b0010000100000000	R/W
38622	1	Mapped Modbus register address	UINT16	1 to 65535		Modbus reg. address to map in DNP as object 20 or 30	0x05DB	R/W
38623	2	Mapped Scaling value	SINT32 FLOAT			Settings dependent number type., Always positive	1	R/W
38625	2	Mapped Deadband value	SINT32 FLOAT			Settings dependent number type., Always positive	0	R/W
38627	1	Mapped Class assignments	UINT16	bitmapped		Class #(3 to 0) assignments, bitmapped in 4x4bit nibbles, active 1: b15-b12: Object 23, class assignments b11-b8: Object 22 or 32 class assignments b7-b4: Object 21 class assignment b3-b0: Object 20 or 30 class assignment.	1	R/W
38628	1	reserved	UINT16	0		Must be set to 0	0	R/W

Reg#	Size	Description	Format	Value Range	Unit of measure or resolution	Comments	Factory default value	Acc
38629	1	Settings for mapped point #81	UINT16	bitmapped		b15: reserved, must be 0 b14-b12: Object type, 000=None(empty), 010=Binary Inputs (Object 20), 011=Analog Input (Object 30), others invalid. b11-b8: Type of the original mapped register: 0000=UINT32, 0001=SINT32, 0010=UINT16, 0011=SINT16, 0100=FLOAT32, others invalid b7-b6: Scaler number type: 00=No, 01=FLOAT, 10=SINT32, 11=invalid. b5-b0: reserved, must be 0.	0b0010000100000000	R/W
38630	1	Mapped Modbus register address	UINT16	1 to 65535		Modbus reg. address to map in DNP as object 20 or 30	0x05DB	R/W
38631	2	Mapped Scaling value	SINT32 FLOAT			Settings dependent number type., Always positive	1	R/W
38633	2	Mapped Deadband value	SINT32 FLOAT			Settings dependent number type., Always positive	0	R/W
38635	1	Mapped Class assignments	UINT16	bitmapped		Class #(3 to 0) assignments, bitmapped in 4x4bit nibbles, active 1: b15-b12: Object 23, class assignments b11-b8: Object 22 or 32 class assignments b7-b4: Object 21 class assignment b3-b0: Object 20 or 30 class assignment.	1	R/W
38636	1	reserved	UINT16	0		Must be set to 0	0	R/W
38637	1	Settings for mapped point #82	UINT16	bitmapped		b15: reserved, must be 0 b14-b12: Object type, 000=None(empty), 010=Binary Inputs (Object 20), 011=Analog Input (Object 30), others invalid. b11-b8: Type of the original mapped register: 0000=UINT32, 0001=SINT32, 0010=UINT16, 0011=SINT16, 0100=FLOAT32, others invalid b7-b6: Scaler number type: 00=No, 01=FLOAT, 10=SINT32, 11=invalid. b5-b0: reserved, must be 0.	0b0010000100000000	R/W
38638	1	Mapped Modbus register address	UINT16	1 to 65535		Modbus reg. address to map in DNP as object 20 or 30	0x05DB	R/W
38639	2	Mapped Scaling value	SINT32 FLOAT			Settings dependent number type., Always positive	1	R/W
38641	2	Mapped Deadband value	SINT32 FLOAT			Settings dependent number type., Always positive	0	R/W
38643	1	Mapped Class assignments	UINT16	bitmapped		Class #(3 to 0) assignments, bitmapped in 4x4bit nibbles, active 1: b15-b12: Object 23, class assignments b11-b8: Object 22 or 32 class assignments b7-b4: Object 21 class assignment b3-b0: Object 20 or 30 class assignment.	1	R/W
38644	1	reserved	UINT16	0		Must be set to 0	0	R/W

Reg#	Size	Description	Format	Value Range	Unit of measure or resolution	Comments	Factory default value	Acc
38645	1	Settings for mapped point #83	UINT16	bitmapped		b15: reserved, must be 0 b14-b12: Object type, 000=None(empty), 010=Binary Inputs (Object 20), 011=Analog Input (Object 30), others invalid. b11-b8: Type of the original mapped register: 0000=UINT32, 0001=SINT32, 0010=UINT16, 0011=SINT16, 0100=FLOAT32, others invalid b7-b6: Scaler number type: 00=No, 01=FLOAT, 10=SINT32, 11=invalid. b5-b0: reserved, must be 0.	0b0010000100000000	R/W
38646	1	Mapped Modbus register address	UINT16	1 to 65535		Modbus reg. address to map in DNP as object 20 or 30	0x05DB	R/W
38647	2	Mapped Scaling value	SINT32 FLOAT			Settings dependent number type., Always positive	1	R/W
38649	2	Mapped Deadband value	SINT32 FLOAT			Settings dependent number type., Always positive	0	R/W
38651	1	Mapped Class assignments	UINT16	bitmapped		Class #(3 to 0) assignments, bitmapped in 4x4bit nibbles, active 1: b15-b12: Object 23, class assignments b11-b8: Object 22 or 32 class assignments b7-b4: Object 21 class assignment b3-b0: Object 20 or 30 class assignment.	1	R/W
38652	1	reserved	UINT16	0		Must be set to 0	0	R/W
38653	1	Settings for mapped point #84	UINT16	bitmapped		b15: reserved, must be 0 b14-b12: Object type, 000=None(empty), 010=Binary Inputs (Object 20), 011=Analog Input (Object 30), others invalid. b11-b8: Type of the original mapped register: 0000=UINT32, 0001=SINT32, 0010=UINT16, 0011=SINT16, 0100=FLOAT32, others invalid b7-b6: Scaler number type: 00=No, 01=FLOAT, 10=SINT32, 11=invalid. b5-b0: reserved, must be 0.	0b0010000100000000	R/W
38654	1	Mapped Modbus register address	UINT16	1 to 65535		Modbus reg. address to map in DNP as object 20 or 30	0x05DB	R/W
38655	2	Mapped Scaling value	SINT32 FLOAT			Settings dependent number type., Always positive	1	R/W
38657	2	Mapped Deadband value	SINT32 FLOAT			Settings dependent number type., Always positive	0	R/W
38659	1	Mapped Class assignments	UINT16	bitmapped		Class #(3 to 0) assignments, bitmapped in 4x4bit nibbles, active 1: b15-b12: Object 23, class assignments b11-b8: Object 22 or 32 class assignments b7-b4: Object 21 class assignment b3-b0: Object 20 or 30 class assignment.	1	R/W
38660	1	reserved	UINT16	0		Must be set to 0	0	R/W

Reg#	Size	Description	Format	Value Range	Unit of measure or resolution	Comments	Factory default value	Acc
38661	1	Settings for mapped point #85	UINT16	bitmapped		b15: reserved, must be 0 b14-b12: Object type, 000=None(empty), 010=Binary Inputs (Object 20), 011=Analog Input (Object 30), others invalid. b11-b8: Type of the original mapped register: 0000=UINT32, 0001=SINT32, 0010=UINT16, 0011=SINT16, 0100=FLOAT32, others invalid b7-b6: Scaler number type: 00=No, 01=FLOAT, 10=SINT32, 11=invalid. b5-b0: reserved, must be 0.	0b0010000100000000	R/W
38662	1	Mapped Modbus register address	UINT16	1 to 65535		Modbus reg. address to map in DNP as object 20 or 30	0x05DB	R/W
38663	2	Mapped Scaling value	SINT32 FLOAT			Settings dependent number type., Always positive	1	R/W
38665	2	Mapped Deadband value	SINT32 FLOAT			Settings dependent number type., Always positive	0	R/W
38667	1	Mapped Class assignments	UINT16	bitmapped		Class #(3 to 0) assignments, bitmapped in 4x4bit nibbles, active 1: b15-b12: Object 23, class assignments b11-b8: Object 22 or 32 class assignments b7-b4: Object 21 class assignment b3-b0: Object 20 or 30 class assignment.	1	R/W
38668	1	reserved	UINT16	0		Must be set to 0	0	R/W
38669	1	Settings for mapped point #86	UINT16	bitmapped		b15: reserved, must be 0 b14-b12: Object type, 000=None(empty), 010=Binary Inputs (Object 20), 011=Analog Input (Object 30), others invalid. b11-b8: Type of the original mapped register: 0000=UINT32, 0001=SINT32, 0010=UINT16, 0011=SINT16, 0100=FLOAT32, others invalid b7-b6: Scaler number type: 00=No, 01=FLOAT, 10=SINT32, 11=invalid. b5-b0: reserved, must be 0.	0b0010000100000000	R/W
38670	1	Mapped Modbus register address	UINT16	1 to 65535		Modbus reg. address to map in DNP as object 20 or 30	0x05DB	R/W
38671	2	Mapped Scaling value	SINT32 FLOAT			Settings dependent number type., Always positive	1	R/W
38673	2	Mapped Deadband value	SINT32 FLOAT			Settings dependent number type., Always positive	0	R/W
38675	1	Mapped Class assignments	UINT16	bitmapped		Class #(3 to 0) assignments, bitmapped in 4x4bit nibbles, active 1: b15-b12: Object 23, class assignments b11-b8: Object 22 or 32 class assignments b7-b4: Object 21 class assignment b3-b0: Object 20 or 30 class assignment.	1	R/W
38676	1	reserved	UINT16	0		Must be set to 0	0	R/W

Reg#	Size	Description	Format	Value Range	Unit of measure or resolution	Comments	Factory default value	Acc
38677	1	Settings for mapped point #87	UINT16	bitmapped		b15: reserved, must be 0 b14-b12: Object type, 000=None(empty), 010=Binary Inputs (Object 20), 011=Analog Input (Object 30), others invalid. b11-b8: Type of the original mapped register: 0000=UINT32, 0001=SINT32, 0010=UINT16, 0011=SINT16, 0100=FLOAT32, others invalid b7-b6: Scaler number type: 00=No, 01=FLOAT, 10=SINT32, 11=invalid. b5-b0: reserved, must be 0.	0b0010000100000000	R/W
38678	1	Mapped Modbus register address	UINT16	1 to 65535		Modbus reg. address to map in DNP as object 20 or 30	0x05DB	R/W
38679	2	Mapped Scaling value	SINT32 FLOAT			Settings dependent number type., Always positive	1	R/W
38681	2	Mapped Deadband value	SINT32 FLOAT			Settings dependent number type., Always positive	0	R/W
38683	1	Mapped Class assignments	UINT16	bitmapped		Class #(3 to 0) assignments, bitmapped in 4x4bit nibbles, active 1: b15-b12: Object 23, class assignments b11-b8: Object 22 or 32 class assignments b7-b4: Object 21 class assignment b3-b0: Object 20 or 30 class assignment.	1	R/W
38684	1	reserved	UINT16	0		Must be set to 0	0	R/W
38685	1	Settings for mapped point #88	UINT16	bitmapped		b15: reserved, must be 0 b14-b12: Object type, 000=None(empty), 010=Binary Inputs (Object 20), 011=Analog Input (Object 30), others invalid. b11-b8: Type of the original mapped register: 0000=UINT32, 0001=SINT32, 0010=UINT16, 0011=SINT16, 0100=FLOAT32, others invalid b7-b6: Scaler number type: 00=No, 01=FLOAT, 10=SINT32, 11=invalid. b5-b0: reserved, must be 0.	0b0010000100000000	R/W
38686	1	Mapped Modbus register address	UINT16	1 to 65535		Modbus reg. address to map in DNP as object 20 or 30	0x05DB	R/W
38687	2	Mapped Scaling value	SINT32 FLOAT			Settings dependent number type., Always positive	1	R/W
38689	2	Mapped Deadband value	SINT32 FLOAT			Settings dependent number type., Always positive	0	R/W
38691	1	Mapped Class assignments	UINT16	bitmapped		Class #(3 to 0) assignments, bitmapped in 4x4bit nibbles, active 1: b15-b12: Object 23, class assignments b11-b8: Object 22 or 32 class assignments b7-b4: Object 21 class assignment b3-b0: Object 20 or 30 class assignment.	1	R/W
38692	1	reserved	UINT16	0		Must be set to 0	0	R/W

Reg#	Size	Description	Format	Value Range	Unit of measure or resolution	Comments	Factory default value	Acc
38693	1	Settings for mapped point #89	UINT16	bitmapped		b15: reserved, must be 0 b14-b12: Object type, 000=None(empty), 010=Binary Inputs (Object 20), 011=Analog Input (Object 30), others invalid. b11-b8: Type of the original mapped register: 0000=UINT32, 0001=SINT32, 0010=UINT16, 0011=SINT16, 0100=FLOAT32, others invalid b7-b6: Scaler number type: 00=No, 01=FLOAT, 10=SINT32, 11=invalid. b5-b0: reserved, must be 0.	0b0010000100000000	R/W
38694	1	Mapped Modbus register address	UINT16	1 to 65535		Modbus reg. address to map in DNP as object 20 or 30	0x05DB	R/W
38695	2	Mapped Scaling value	SINT32 FLOAT			Settings dependent number type., Always positive	1	R/W
38697	2	Mapped Deadband value	SINT32 FLOAT			Settings dependent number type., Always positive	0	R/W
38699	1	Mapped Class assignments	UINT16	bitmapped		Class #(3 to 0) assignments, bitmapped in 4x4bit nibbles, active 1: b15-b12: Object 23, class assignments b11-b8: Object 22 or 32 class assignments b7-b4: Object 21 class assignment b3-b0: Object 20 or 30 class assignment.	1	R/W
38700	1	reserved	UINT16	0		Must be set to 0	0	R/W
38701	1	Settings for mapped point #90	UINT16	bitmapped		b15: reserved, must be 0 b14-b12: Object type, 000=None(empty), 010=Binary Inputs (Object 20), 011=Analog Input (Object 30), others invalid. b11-b8: Type of the original mapped register: 0000=UINT32, 0001=SINT32, 0010=UINT16, 0011=SINT16, 0100=FLOAT32, others invalid b7-b6: Scaler number type: 00=No, 01=FLOAT, 10=SINT32, 11=invalid. b5-b0: reserved, must be 0.	0b0010000100000000	R/W
38702	1	Mapped Modbus register address	UINT16	1 to 65535		Modbus reg. address to map in DNP as object 20 or 30	0x05DB	R/W
38703	2	Mapped Scaling value	SINT32 FLOAT			Settings dependent number type., Always positive	1	R/W
38705	2	Mapped Deadband value	SINT32 FLOAT			Settings dependent number type., Always positive	0	R/W
38707	1	Mapped Class assignments	UINT16	bitmapped		Class #(3 to 0) assignments, bitmapped in 4x4bit nibbles, active 1: b15-b12: Object 23, class assignments b11-b8: Object 22 or 32 class assignments b7-b4: Object 21 class assignment b3-b0: Object 20 or 30 class assignment.	1	R/W
38708	1	reserved	UINT16	0		Must be set to 0	0	R/W

Reg#	Size	Description	Format	Value Range	Unit of measure or resolution	Comments	Factory default value	Acc
38709	1	Settings for mapped point #91	UINT16	bitmapped		b15: reserved, must be 0 b14-b12: Object type, 000=None(empty), 010=Binary Inputs (Object 20), 011=Analog Input (Object 30), others invalid. b11-b8: Type of the original mapped register: 0000=UINT32, 0001=SINT32, 0010=UINT16, 0011=SINT16, 0100=FLOAT32, others invalid b7-b6: Scaler number type: 00=No, 01=FLOAT, 10=SINT32, 11=invalid. b5-b0: reserved, must be 0.	0b0010000100000000	R/W
38710	1	Mapped Modbus register address	UINT16	1 to 65535		Modbus reg. address to map in DNP as object 20 or 30	0x05DB	R/W
38711	2	Mapped Scaling value	SINT32 FLOAT			Settings dependent number type., Always positive	1	R/W
38713	2	Mapped Deadband value	SINT32 FLOAT			Settings dependent number type., Always positive	0	R/W
38715	1	Mapped Class assignments	UINT16	bitmapped		Class #(3 to 0) assignments, bitmapped in 4x4bit nibbles, active 1: b15-b12: Object 23, class assignments b11-b8: Object 22 or 32 class assignments b7-b4: Object 21 class assignment b3-b0: Object 20 or 30 class assignment.	1	R/W
38716	1	reserved	UINT16	0		Must be set to 0	0	R/W
38717	1	Settings for mapped point #92	UINT16	bitmapped		b15: reserved, must be 0 b14-b12: Object type, 000=None(empty), 010=Binary Inputs (Object 20), 011=Analog Input (Object 30), others invalid. b11-b8: Type of the original mapped register: 0000=UINT32, 0001=SINT32, 0010=UINT16, 0011=SINT16, 0100=FLOAT32, others invalid b7-b6: Scaler number type: 00=No, 01=FLOAT, 10=SINT32, 11=invalid. b5-b0: reserved, must be 0.	0b0010000100000000	R/W
38718	1	Mapped Modbus register address	UINT16	1 to 65535		Modbus reg. address to map in DNP as object 20 or 30	0x05DB	R/W
38719	2	Mapped Scaling value	SINT32 FLOAT			Settings dependent number type., Always positive	1	R/W
38721	2	Mapped Deadband value	SINT32 FLOAT			Settings dependent number type., Always positive	0	R/W
38723	1	Mapped Class assignments	UINT16	bitmapped		Class #(3 to 0) assignments, bitmapped in 4x4bit nibbles, active 1: b15-b12: Object 23, class assignments b11-b8: Object 22 or 32 class assignments b7-b4: Object 21 class assignment b3-b0: Object 20 or 30 class assignment.	1	R/W
38724	1	reserved	UINT16	0		Must be set to 0	0	R/W

Reg#	Size	Description	Format	Value Range	Unit of measure or resolution	Comments	Factory default value	Acc
38725	1	Settings for mapped point #93	UINT16	bitmapped		b15: reserved, must be 0 b14-b12: Object type, 000=None(empty), 010=Binary Inputs (Object 20), 011=Analog Input (Object 30), others invalid. b11-b8: Type of the original mapped register: 0000=UINT32, 0001=SINT32, 0010=UINT16, 0011=SINT16, 0100=FLOAT32, others invalid b7-b6: Scaler number type: 00=No, 01=FLOAT, 10=SINT32, 11=invalid. b5-b0: reserved, must be 0.	0b0010000100000000	R/W
38726	1	Mapped Modbus register address	UINT16	1 to 65535		Modbus reg. address to map in DNP as object 20 or 30	0x05DB	R/W
38727	2	Mapped Scaling value	SINT32 FLOAT			Settings dependent number type., Always positive	1	R/W
38729	2	Mapped Deadband value	SINT32 FLOAT			Settings dependent number type., Always positive	0	R/W
38731	1	Mapped Class assignments	UINT16	bitmapped		Class #(3 to 0) assignments, bitmapped in 4x4bit nibbles, active 1: b15-b12: Object 23, class assignments b11-b8: Object 22 or 32 class assignments b7-b4: Object 21 class assignment b3-b0: Object 20 or 30 class assignment.	1	R/W
38732	1	reserved	UINT16	0		Must be set to 0	0	R/W
38733	1	Settings for mapped point #94	UINT16	bitmapped		b15: reserved, must be 0 b14-b12: Object type, 000=None(empty), 010=Binary Inputs (Object 20), 011=Analog Input (Object 30), others invalid. b11-b8: Type of the original mapped register: 0000=UINT32, 0001=SINT32, 0010=UINT16, 0011=SINT16, 0100=FLOAT32, others invalid b7-b6: Scaler number type: 00=No, 01=FLOAT, 10=SINT32, 11=invalid. b5-b0: reserved, must be 0.	0b0010000100000000	R/W
38734	1	Mapped Modbus register address	UINT16	1 to 65535		Modbus reg. address to map in DNP as object 20 or 30	0x05DB	R/W
38735	2	Mapped Scaling value	SINT32 FLOAT			Settings dependent number type., Always positive	1	R/W
38737	2	Mapped Deadband value	SINT32 FLOAT			Settings dependent number type., Always positive	0	R/W
38739	1	Mapped Class assignments	UINT16	bitmapped		Class #(3 to 0) assignments, bitmapped in 4x4bit nibbles, active 1: b15-b12: Object 23, class assignments b11-b8: Object 22 or 32 class assignments b7-b4: Object 21 class assignment b3-b0: Object 20 or 30 class assignment.	1	R/W
38740	1	reserved	UINT16	0		Must be set to 0	0	R/W

Reg#	Size	Description	Format	Value Range	Unit of measure or resolution	Comments	Factory default value	Acc
38741	1	Settings for mapped point #95	UINT16	bitmapped		b15: reserved, must be 0 b14-b12: Object type, 000=None(empty), 010=Binary Inputs (Object 20), 011=Analog Input (Object 30), others invalid. b11-b8: Type of the original mapped register: 0000=UINT32, 0001=SINT32, 0010=UINT16, 0011=SINT16, 0100=FLOAT32, others invalid b7-b6: Scaler number type: 00=No, 01=FLOAT, 10=SINT32, 11=invalid. b5-b0: reserved, must be 0.	0b0010000100000000	R/W
38742	1	Mapped Modbus register address	UINT16	1 to 65535		Modbus reg. address to map in DNP as object 20 or 30	0x05DB	R/W
38743	2	Mapped Scaling value	SINT32 FLOAT			Settings dependent number type., Always positive	1	R/W
38745	2	Mapped Deadband value	SINT32 FLOAT			Settings dependent number type., Always positive	0	R/W
38747	1	Mapped Class assignments	UINT16	bitmapped		Class #(3 to 0) assignments, bitmapped in 4x4bit nibbles, active 1: b15-b12: Object 23, class assignments b11-b8: Object 22 or 32 class assignments b7-b4: Object 21 class assignment b3-b0: Object 20 or 30 class assignment.	1	R/W
38748	1	reserved	UINT16	0		Must be set to 0	0	R/W
38749	1	Settings for mapped point #96	UINT16	bitmapped		b15: reserved, must be 0 b14-b12: Object type, 000=None(empty), 010=Binary Inputs (Object 20), 011=Analog Input (Object 30), others invalid. b11-b8: Type of the original mapped register: 0000=UINT32, 0001=SINT32, 0010=UINT16, 0011=SINT16, 0100=FLOAT32, others invalid b7-b6: Scaler number type: 00=No, 01=FLOAT, 10=SINT32, 11=invalid. b5-b0: reserved, must be 0.	0b0010000100000000	R/W
38750	1	Mapped Modbus register address	UINT16	1 to 65535		Modbus reg. address to map in DNP as object 20 or 30	0x05DB	R/W
38751	2	Mapped Scaling value	SINT32 FLOAT			Settings dependent number type., Always positive	1	R/W
38753	2	Mapped Deadband value	SINT32 FLOAT			Settings dependent number type., Always positive	0	R/W
38755	1	Mapped Class assignments	UINT16	bitmapped		Class #(3 to 0) assignments, bitmapped in 4x4bit nibbles, active 1: b15-b12: Object 23, class assignments b11-b8: Object 22 or 32 class assignments b7-b4: Object 21 class assignment b3-b0: Object 20 or 30 class assignment.	1	R/W
38756	1	reserved	UINT16	0		Must be set to 0	0	R/W

Reg#	Size	Description	Format	Value Range	Unit of measure or resolution	Comments	Factory default value	Acc
Secondary Readings Section								
Secondary Readings Block								
40001	1	System Sanity Indicator	UINT16	0 or 1		0 indicates proper meter operation		R
40002	1	V A-N	UINT16	2047 to 4095	V	2047= 0, 4095= +150		R
40003	1	V B-N	UINT16	2047 to 4095	V	$V = 150 * (\text{register} - 2047) / 2047$		R
40004	1	V C-N	UINT16	2047 to 4095	V	$V = 150 * (\text{register} - 2047) / 2047$		R
40005	1	I A	UINT16	0 to 4095	A	0= -10, 2047= 0, 4095= +10		R
40006	1	I B	UINT16	0 to 4095	A	$I = 10 * (\text{register} - 2047) / 2046$		R
40007	1	I C	UINT16	0 to 4095	A	$I = 10 * (\text{register} - 2047) / 2046$		R
40008	1	W, Total	UINT16	0 to 4095	W	0= -3000, 2047= 0, 4095= +3000		R
40009	1	VAR, Total	UINT16	0 to 4095	VAR	W, VAR, VA =		R
40010	1	VA, Total	UINT16	2047 to 4095	VA	$3000 * (\text{register} - 2047) / 2047$		R
40011	1	PF, Total	UINT16	1047 to 3047		$1047 = -1, 2047 = 0, 3047 = +1, pf = (\text{register} - 2047) / 1000$		R
40012	1	Frequency	UINT16	0 to 2730	Hz	0= 45 or less, 2047= 60, 2730= 65 or more, $\text{freq} = 45 + ((\text{register} / 4095) * 30)$		R
40013	1	V A-B	UINT16	2047 to 4095	V	2047= 0, 4095= +300		R
40014	1	V B-C	UINT16	2047 to 4095	V	$V = 300 * (\text{register} - 2047) / 2047$		R
40015	1	V C-A	UINT16	2047 to 4095	V	$V = 300 * (\text{register} - 2047) / 2047$		R
40016	1	CT numerator	UINT16	1 to 65535		CT = numerator / denominator		R
40018	1	CT denominator	UINT16	1 or 5		CT = numerator / denominator		R
40019	2	PT numerator	UINT32	1 to 99999999		register #40020 high-, register #40019 low word		R
40021	1	PT denominator	UINT16	1 to 65535		PT = numerator / denominator		R
40022	2	Wh, (Q1+Q4)	UINT32	0 to 99999999	Wh	See Reg# 30117 for formatting and scaling		R
40024	2	Wh, (Q2+Q3)	UINT32	0 to 99999999	Wh	See Reg# 30117 for formatting and scaling		R
40026	2	VARh, (Q1+Q2)	UINT32	0 to 99999999	VARh	See Reg# 30118 for formatting and scaling		R
40028	2	VARh, (Q3+Q4)	UINT32	0 to 99999999	VARh	See Reg# 30118 for formatting and scaling		R
40030	2	VAh	UINT32	0 to 99999999	VAh	See Reg# 30117 for formatting and scaling. See note 10.		R
40032	2	Wh, (Q1+Q4), Phase A	UINT32	0 to 99999999	Wh	See Reg# 30117 for formatting and scaling		R
40034	2	Wh, (Q1+Q4), Phase B	UINT32	0 to 99999999	Wh	See Reg# 30117 for formatting and scaling		R
40036	2	Wh, (Q1+Q4), Phase C	UINT32	0 to 99999999	Wh	See Reg# 30117 for formatting and scaling		R
40038	2	Wh, (Q2+Q3), Phase A	UINT32	0 to 99999999	Wh	See Reg# 30117 for formatting and scaling		R
40040	2	Wh, (Q2+Q3), Phase B	UINT32	0 to 99999999	Wh	See Reg# 30117 for formatting and scaling		R
40042	2	Wh, (Q2+Q3), Phase C	UINT32	0 to 99999999	Wh	See Reg# 30117 for formatting and scaling		R
40044	2	VARh, (Q1+Q2), Phase A	UINT32	0 to 99999999	VARh	See Reg# 30118 for formatting and scaling		R
40046	2	VARh, (Q1+Q2), Phase B	UINT32	0 to 99999999	VARh	See Reg# 30118 for formatting and scaling		R
40048	2	VARh, (Q1+Q2), Phase C	UINT32	0 to 99999999	VARh	See Reg# 30118 for formatting and scaling		R
40050	2	VARh, (Q3+Q4), Phase A	UINT32	0 to 99999999	VARh	See Reg# 30118 for formatting and scaling		R
40052	2	VARh, (Q3+Q4), Phase B	UINT32	0 to 99999999	VARh	See Reg# 30118 for formatting and scaling		R
40054	2	VARh, (Q3+Q4), Phase C	UINT32	0 to 99999999	VARh	See Reg# 30118 for formatting and scaling		R
40056	2	VAh, Phase A	UINT32	0 to 99999999	VAh	See Reg# 30117 for formatting and scaling		R
40058	2	VAh, Phase B	UINT32	0 to 99999999	VAh	See Reg# 30117 for formatting and scaling		R
40060	2	VAh, Phase C	UINT32	0 to 99999999	VAh	See Reg# 30117 for formatting and scaling		R
40062	1	W, Phase A	UINT16	0 to 4095	W			R
40063	1	W, Phase B	UINT16	0 to 4095	W			R
40064	1	W, Phase C	UINT16	0 to 4095	W			R
40065	1	VAR, Phase A	UINT16	0 to 4095	VAR	0= -3000, 2047= 0, 4095= +3000		R
40066	1	VAR, Phase B	UINT16	0 to 4095	VAR	W, VAR, VA =		R
40067	1	VAR, Phase C	UINT16	0 to 4095	VAR	$3000 * (\text{register} - 2047) / 2047$		R
40068	1	VA, Phase A	UINT16	2047 to 4095	VA			R
40069	1	VA, Phase B	UINT16	2047 to 4095	VA			R
40070	1	VA, Phase C	UINT16	2047 to 4095	VA			R
40071	1	PF, Phase A	UINT16	1047 to 3047		$1047 = -1, 2047 = 0, 3047 = +1, pf = (\text{register} - 2047) / 1000$		R
40072	1	PF, Phase B	UINT16	1047 to 3047		$1047 = -1, 2047 = 0, 3047 = +1, pf = (\text{register} - 2047) / 1000$		R
40073	1	PF, Phase C	UINT16	1047 to 3047		$1047 = -1, 2047 = 0, 3047 = +1, pf = (\text{register} - 2047) / 1000$		R
40100	1	Reset Energy Accumulators	UINT16			Note 5. Write only register; always reads as 0		W

Reg#	Size	Description	Format	Value Range	Unit of measure or resolution	Comments	Factory default value	Acc
Secondary Energy Section								
40201	2	Wh, (Q1+Q4)	SINT32		Wh			R
40203	2	Wh, (Q2+Q3)	SINT32		Wh			R
40205	2	VARh, (Q1+Q2)	SINT32		VARh			R
40207	2	VARh, (Q3+Q4)	SINT32		VARh			R
40209	2	VAh	UINT32		VAh			R
40211	2	+Qh,Total	UINT32		Qh			R
40213	2	-Qh,Total	SINT32		Qh			R
Secondary Energy in Interval Section								
40365	2	Wh, (Q1+Q4)	SINT32		Wh			R
40367	2	Wh, (Q2+Q3)	SINT32		Wh			R
40369	2	VARh, (Q1+Q2)	SINT32		VARh			R
40371	2	VARh, (Q3+Q4)	SINT32		VARh			R
40373	2	VAh	UINT32		VAh			R
40375	2	+Qh,Total	UINT32		Qh			R
40377	2	-Qh,Total	SINT32		Qh			R
Secondary Uncompensated Energy Section								
40529	2	Wh, (Q1+Q4)	SINT32		Wh			R
40531	2	Wh, (Q2+Q3)	SINT32		Wh			R
40533	2	VARh, (Q1+Q2)	SINT32		VARh			R
40535	2	VARh, (Q3+Q4)	SINT32		VARh			R
40537	2	VAh	UINT32		VAh			R
40539	2	+Qh,Total	UINT32		Qh			R
40541	2	-Qh,Total	SINT32		Qh			R

Reg#	Size	Description	Format	Value Range	Unit of measure or resolution	Comments	Factory default value	Acc
Time Of Use Section								
Status Block								
41000	1	Time Of Use Status #1	UINT16	bitmapped		b15: don't care b14: if 1 error loading previous Billing Month b13: if 1 error loading previous Season b12: if 1 error loading previous TOU snapshot b11: if 1 the Change Rate List Indexes is big-endian. else little-endian b10: don't care b9: if 1 Season and Billmo were parsed as manual self read only. 0- Parsed as Autoread b8: if 1 Billing month has at least one auto self read entry in calendar. 0- No auto self-read found. b7: if 1 Season has at least one auto self read entry in calendar. 0 -No auto self-read found. b6: if 1 Normal season mode: 1 to 4 seasons. b5: if 1 Custom season mode: daily b4: if 1 Custom season mode: weekly b3-0: TOU State machine codes: (Others invalid) 0b000=disabled; 0b001=Enabled parsing configuration 0b0010=Enabled but suspended due to error in configuration 0b0100=Suspended, temporary by firmware 0b0011=Enabled and running 0b0101=Stopped, due test mode, or restarting 0b0111=Not initialized yet		R
41001	1	Time Of Use Status #2	UINT16	bitmapped		b11: 1-Current Billmo had a bad Id or Save/Start date b10: 1-Current Season had a bad Id or Save/Start date b9: 1-Previous Billmo had a bad Id or Save/Start date b8: 1-Previous Season had a bad Id or Save/Start date b7: 1-Begin accumulator in the Season overflow. b6: 1-Begin accumulator in the Billmo overflow. b5: 1-Energy accumulation increment for Season overflow. b4: 1-Last timestamp passed to functions was invalid (time stamp is taken from meter). b1: 1-The current month has changed (due to restart or new month started). Can be cleared by writing a 1 to this bit b0: 1-The current season has changed (due to restart or new season started). Can be cleared by writing a 1 to this bit		R/W

Reg#	Size	Description	Format	Value Range	Unit of measure or resolution	Comments	Factory default value	Acc
41002	1	Run Time Indexes	UINT16	bitmapped		rrrd daaa ammm msss Status for TOU rrr = Current Rate : 1 to 4 dd = Current Daytype : 0(Holiday) to 3 aaaa = 0 to 15; meaning current schedule 1 to 16. mmmm=Current Billing month : 1 to 12 sss = Current Season : 1 to 4		R
41008	1	Current Month ID	UINT16	1 to 12		1 = Jan ... 12 = Dec, or a user-defined time period		R
41009	1	Prior Month ID	UINT16	1 to 12				R
41010	3	Last month self-read time	TSTAMP	21st Century	1 s			R
41013	3	Next month self-read time	TSTAMP	21st Century	1 s			R
41016	1	Current Season ID	UINT16	1 to 4				R
41017	1	Prior Season ID	UINT16	1 to 4				R
41018	3	Last season self-read time	TSTAMP	21st Century	1 s			R
41021	3	Next season self-read time	TSTAMP	21st Century	1 s			R
41024	1	Validation Result	UINT16	bitmapped		Flags. When a flag is 1 means: b15-b13: Not used b12: Internal error detected b11: No valid schedule b10: Bad schedule number in annual profile. b9 : Bad day detected b8 : Too many seasons or billing months. b7 : Unsupported calendar format b6 : Invalid Repeat entry b5 : Invalid Built-in entry. b4 : Invalid Day of Week. b3 : Invalid Week Number. b2 : Specified day is not valid for every month. b1 : Invalid Day of MonthTooBig b0 : Invalid Month number.		R
41025	1	Valid Number of Datasets	UINT16	1 to 16		Number of valid dataset definitions entris in config.		R
41026	1	Number of Valid Calendar Entries	UINT16	1 to 150		Number of valid entries in the calendar		R
41027	1	Number of Self Reads in Calendar	UINT16	bitmapped		Hi Byte = Number of Selfreads for Billing Months Lo Byte = Number of Selfreads for Seasons		R
41028	2	Last Date the calendar was scanned for actions	UINT32	bitmapped		b31-25: Year, b24-21: Month, b20-16: Day, b15-0: minute	0	R
41030	1	Execute a billing month read. See note 5.	UINT16	0xC1EA		Reads and resets billing month accumulator and demand		W
41031	1	Execute a season read. See note 5.	UINT16	0xC1EA		Reads and resets season accumulator and demand		W

Reg#	Size	Description	Format	Value Range	Unit of measure or resolution	Comments	Factory default value	Acc
Current Month, whole month Block, Rate 0 - Total (data accumulated over the whole month)								
41089	2	Accumulator for Monitored Data Set 1 - Rate 0	SINT32	0 to +99999999	data specific	Energy format, scaling applies only if energy is accumulated		R
41091	2	Peak Demand for Monitored Data Set 1 - Rate 0	FLOAT	0 to +9.999 E+09	data specific			R
41093	2	Coincident Demand for Monitored Data Set 1 - Rate 0	FLOAT	0 to +99999999 or 0 to ±1	data specific			R
41095	3	Timestamp for Monitored Data Set 1 - Rate 0 Peak & Coincident Demand	TSTAMP	21st Century	1 s			R
41099	2	Cumulative Demand for Monitored Data Set 1 - Rate 0	FLOAT	0 to +99999999	data specific			R
41101	2	Accumulator for Monitored Data Set 2 - Rate 0	SINT32	0 to +99999999	data specific	Energy format, scaling applies only if energy is accumulated		R
41103	2	Peak Demand for Monitored Data Set 2 - Rate 0	FLOAT	0 to +9.999 E+09	data specific			R
41105	2	Coincident Demand for Monitored Data Set 2 - Rate 0	FLOAT	0 to +99999999 or 0 to ±1	data specific			R
41107	3	Timestamp for Monitored Data Set 2 - Rate 0 Peak & Coincident Demand	TSTAMP	21st Century	1 s			R
41111	2	Cumulative Demand for Monitored Data Set 2 - Rate 0	FLOAT	0 to +99999999	data specific			R
41113	2	Accumulator for Monitored Data Set 3 - Rate 0	SINT32	0 to +99999999	data specific	Energy format, scaling applies only if energy is accumulated		R
41115	2	Peak Demand for Monitored Data Set 3 - Rate 0	FLOAT	0 to +9.999 E+09	data specific			R
41117	2	Coincident Demand for Monitored Data Set 3 - Rate 0	FLOAT	0 to +99999999 or 0 to ±1	data specific			R
41119	3	Timestamp for Monitored Data Set 3 - Rate 0 Peak & Coincident Demand	TSTAMP	21st Century	1 s			R
41123	2	Cumulative Demand for Monitored Data Set 3 - Rate 0	FLOAT	0 to +99999999	data specific			R
41125	2	Accumulator for Monitored Data Set 4 - Rate 0	SINT32	0 to +99999999	data specific	Energy format, scaling applies only if energy is accumulated		R
41127	2	Peak Demand for Monitored Data Set 4 - Rate 0	FLOAT	0 to +9.999 E+09	data specific			R
41129	2	Coincident Demand for Monitored Data Set 4 - Rate 0	FLOAT	0 to +99999999 or 0 to ±1	data specific			R
41131	3	Timestamp for Monitored Data Set 4 - Rate 0 Peak & Coincident Demand	TSTAMP	21st Century	1 s			R
41135	2	Cumulative Demand for Monitored Data Set 4 - Rate 0	FLOAT	0 to +99999999	data specific			R
41137	2	Accumulator for Monitored Data Set 5 - Rate 0	SINT32	0 to +99999999	data specific	Energy format, scaling applies only if energy is accumulated		R
41139	2	Peak Demand for Monitored Data Set 5 - Rate 0	FLOAT	0 to +9.999 E+09	data specific			R
41141	2	Coincident Demand for Monitored Data Set 5 - Rate 0	FLOAT	0 to +99999999 or 0 to ±1	data specific			R
41143	3	Timestamp for Monitored Data Set 5 - Rate 0 Peak & Coincident Demand	TSTAMP	21st Century	1 s			R
41147	2	Cumulative Demand for Monitored Data Set 5 - Rate 0	FLOAT	0 to +99999999	data specific			R
41149	2	Accumulator for Monitored Data Set 6 - Rate 0	SINT32	0 to +99999999	data specific	Energy format, scaling applies only if energy is accumulated		R
41151	2	Peak Demand for Monitored Data Set 6 - Rate 0	FLOAT	0 to +9.999 E+09	data specific			R
41153	2	Coincident Demand for Monitored Data Set 6 - Rate 0	FLOAT	0 to +99999999 or 0 to ±1	data specific			R
41155	3	Timestamp for Monitored Data Set 6 - Rate 0 Peak & Coincident Demand	TSTAMP	21st Century	1 s			R
41159	2	Cumulative Demand for Monitored Data Set 6 - Rate 0	FLOAT	0 to +99999999	data specific			R
41161	2	Accumulator for Monitored Data Set 7 - Rate 0	SINT32	0 to +99999999	data specific	Energy format, scaling applies only if energy is accumulated		R
41163	2	Peak Demand for Monitored Data Set 7 - Rate 0	FLOAT	0 to +9.999 E+09	data specific			R
41165	2	Coincident Demand for Monitored Data Set 7 - Rate 0	FLOAT	0 to +99999999 or 0 to ±1	data specific			R
41167	3	Timestamp for Monitored Data Set 7 - Rate 0 Peak & Coincident Demand	TSTAMP	21st Century	1 s			R
41171	2	Cumulative Demand for Monitored Data Set 7 - Rate 0	FLOAT	0 to +99999999	data specific			R
41173	2	Accumulator for Monitored Data Set 8 - Rate 0	SINT32	0 to +99999999	data specific	Energy format, scaling applies only if energy is accumulated		R
41175	2	Peak Demand for Monitored Data Set 8 - Rate 0	FLOAT	0 to +9.999 E+09	data specific			R
41177	2	Coincident Demand for Monitored Data Set 8 - Rate 0	FLOAT	0 to +99999999 or 0 to ±1	data specific			R
41179	3	Timestamp for Monitored Data Set 8 - Rate 0 Peak & Coincident Demand	TSTAMP	21st Century	1 s			R
41183	2	Cumulative Demand for Monitored Data Set 8 - Rate 0	FLOAT	0 to +99999999	data specific			R

Reg#	Size	Description	Format	Value Range	Unit of measure or resolution	Comments	Factory default value	Acc
41185	2	Accumulator for Monitored Data Set 9 - Rate 0	SINT32	0 to +99999999	data specific	Energy format, scaling applies only if energy is accumulated		R
41187	2	Peak Demand for Monitored Data Set 9 - Rate 0	FLOAT	0 to +9.999 E+09	data specific			R
41189	2	Coincident Demand for Monitored Data Set 9 - Rate 0	FLOAT	0 to +99999999 or 0 to ±1	data specific			R
41191	3	Timestamp for Monitored Data Set 9 - Rate 0 Peak & Coincident Demand	TSTAMP	21st Century	1 s			R
41195	2	Cumulative Demand for Monitored Data Set 9 - Rate 0	FLOAT	0 to +99999999	data specific			R
41197	2	Accumulator for Monitored Data Set 10 - Rate 0	SINT32	0 to +99999999	data specific	Energy format, scaling applies only if energy is accumulated		R
41199	2	Peak Demand for Monitored Data Set 10 - Rate 0	FLOAT	0 to +9.999 E+09	data specific			R
41201	2	Coincident Demand for Monitored Data Set 10 - Rate 0	FLOAT	0 to +99999999 or 0 to ±1	data specific			R
41203	3	Timestamp for Monitored Data Set 10 - Rate 0 Peak & Coincident Demand	TSTAMP	21st Century	1 s			R
41207	2	Cumulative Demand for Monitored Data Set 10 - Rate 0	FLOAT	0 to +99999999	data specific			R
41209	2	Accumulator for Monitored Data Set 11 - Rate 0	SINT32	0 to +99999999	data specific	Energy format, scaling applies only if energy is accumulated		R
41211	2	Peak Demand for Monitored Data Set 11 - Rate 0	FLOAT	0 to +9.999 E+09	data specific			R
41213	2	Coincident Demand for Monitored Data Set 11 - Rate 0	FLOAT	0 to +99999999 or 0 to ±1	data specific			R
41215	3	Timestamp for Monitored Data Set 11 - Rate 0 Peak & Coincident Demand	TSTAMP	21st Century	1 s			R
41219	2	Cumulative Demand for Monitored Data Set 11 - Rate 0	FLOAT	0 to +99999999	data specific			R
41221	2	Accumulator for Monitored Data Set 12 - Rate 0	SINT32	0 to +99999999	data specific	Energy format, scaling applies only if energy is accumulated		R
41223	2	Peak Demand for Monitored Data Set 12 - Rate 0	FLOAT	0 to +9.999 E+09	data specific			R
41225	2	Coincident Demand for Monitored Data Set 12 - Rate 0	FLOAT	0 to +99999999 or 0 to ±1	data specific			R
41227	3	Timestamp for Monitored Data Set 12 - Rate 0 Peak & Coincident Demand	TSTAMP	21st Century	1 s			R
41231	2	Cumulative Demand for Monitored Data Set 12 - Rate 0	FLOAT	0 to +99999999	data specific			R
41233	2	Accumulator for Monitored Data Set 13 - Rate 0	SINT32	0 to +99999999	data specific	Energy format, scaling applies only if energy is accumulated		R
41235	2	Peak Demand for Monitored Data Set 13 - Rate 0	FLOAT	0 to +9.999 E+09	data specific			R
41237	2	Coincident Demand for Monitored Data Set 13 - Rate 0	FLOAT	0 to +99999999 or 0 to ±1	data specific			R
41239	3	Timestamp for Monitored Data Set 13 - Rate 0 Peak & Coincident Demand	TSTAMP	21st Century	1 s			R
41243	2	Cumulative Demand for Monitored Data Set 13 - Rate 0	FLOAT	0 to +99999999	data specific			R
41245	2	Accumulator for Monitored Data Set 14 - Rate 0	SINT32	0 to +99999999	data specific	Energy format, scaling applies only if energy is accumulated		R
41247	2	Peak Demand for Monitored Data Set 14 - Rate 0	FLOAT	0 to +9.999 E+09	data specific			R
41249	2	Coincident Demand for Monitored Data Set 14 - Rate 0	FLOAT	0 to +99999999 or 0 to ±1	data specific			R
41251	3	Timestamp for Monitored Data Set 14 - Rate 0 Peak & Coincident Demand	TSTAMP	21st Century	1 s			R
41255	2	Cumulative Demand for Monitored Data Set 14 - Rate 0	FLOAT	0 to +99999999	data specific			R
41257	2	Accumulator for Monitored Data Set 15 - Rate 0	SINT32	0 to +99999999	data specific	Energy format, scaling applies only if energy is accumulated		R
41259	2	Peak Demand for Monitored Data Set 15 - Rate 0	FLOAT	0 to +9.999 E+09	data specific			R
41261	2	Coincident Demand for Monitored Data Set 15 - Rate 0	FLOAT	0 to +99999999 or 0 to ±1	data specific			R
41263	3	Timestamp for Monitored Data Set 15 - Rate 0 Peak & Coincident Demand	TSTAMP	21st Century	1 s			R
41267	2	Cumulative Demand for Monitored Data Set 15 - Rate 0	FLOAT	0 to +99999999	data specific			R
41269	2	Accumulator for Monitored Data Set 16 - Rate 0	SINT32	0 to +99999999	data specific	Energy format, scaling applies only if energy is accumulated		R
41271	2	Peak Demand for Monitored Data Set 16 - Rate 0	FLOAT	0 to +9.999 E+09	data specific			R
41273	2	Coincident Demand for Monitored Data Set 16 - Rate 0	FLOAT	0 to +99999999 or 0 to ±1	data specific			R
41275	3	Timestamp for Monitored Data Set 16 - Rate 0 Peak & Coincident Demand	TSTAMP	21st Century	1 s			R
41279	2	Cumulative Demand for Monitored Data Set 16 - Rate 0	FLOAT	0 to +99999999	data specific			R

Reg#	Size	Description	Format	Value Range	Unit of measure or resolution	Comments	Factory default value	Acc
Current Month, whole month Block, Rate 1 (data accumulated over the whole month)								
41281	2	Accumulator for Monitored Data Set 1 - Rate 1	SINT32	0 to +99999999	data specific	Energy format, scaling applies only if energy is accumulated		R
41283	2	Peak Demand for Monitored Data Set 1 - Rate 1	FLOAT	0 to +9.999 E+09	data specific			R
41285	2	Coincident Demand for Monitored Data Set 1 - Rate 1	FLOAT	0 to +99999999 or 0 to ±1	data specific			R
41287	3	Timestamp for Monitored Data Set 1 - Rate 1 Peak & Coincident Demand	TSTAMP	21st Century	1 s			R
41291	2	Cumulative Demand for Monitored Data Set 1 - Rate 1	FLOAT	0 to +99999999	data specific			R
41293	2	Accumulator for Monitored Data Set 2 - Rate 1	SINT32	0 to +99999999	data specific	Energy format, scaling applies only if energy is accumulated		R
41295	2	Peak Demand for Monitored Data Set 2 - Rate 1	FLOAT	0 to +9.999 E+09	data specific			R
41297	2	Coincident Demand for Monitored Data Set 2 - Rate 1	FLOAT	0 to +99999999 or 0 to ±1	data specific			R
41299	3	Timestamp for Monitored Data Set 2 - Rate 1 Peak & Coincident Demand	TSTAMP	21st Century	1 s			R
41303	2	Cumulative Demand for Monitored Data Set 2 - Rate 1	FLOAT	0 to +99999999	data specific			R
41305	2	Accumulator for Monitored Data Set 3 - Rate 1	SINT32	0 to +99999999	data specific	Energy format, scaling applies only if energy is accumulated		R
41307	2	Peak Demand for Monitored Data Set 3 - Rate 1	FLOAT	0 to +9.999 E+09	data specific			R
41309	2	Coincident Demand for Monitored Data Set 3 - Rate 1	FLOAT	0 to +99999999 or 0 to ±1	data specific			R
41311	3	Timestamp for Monitored Data Set 3 - Rate 1 Peak & Coincident Demand	TSTAMP	21st Century	1 s			R
41315	2	Cumulative Demand for Monitored Data Set 3 - Rate 1	FLOAT	0 to +99999999	data specific			R
41317	2	Accumulator for Monitored Data Set 4 - Rate 1	SINT32	0 to +99999999	data specific	Energy format, scaling applies only if energy is accumulated		R
41319	2	Peak Demand for Monitored Data Set 4 - Rate 1	FLOAT	0 to +9.999 E+09	data specific			R
41321	2	Coincident Demand for Monitored Data Set 4 - Rate 1	FLOAT	0 to +99999999 or 0 to ±1	data specific			R
41323	3	Timestamp for Monitored Data Set 4 - Rate 1 Peak & Coincident Demand	TSTAMP	21st Century	1 s			R
41327	2	Cumulative Demand for Monitored Data Set 4 - Rate 1	FLOAT	0 to +99999999	data specific			R
41329	2	Accumulator for Monitored Data Set 5 - Rate 1	SINT32	0 to +99999999	data specific	Energy format, scaling applies only if energy is accumulated		R
41331	2	Peak Demand for Monitored Data Set 5 - Rate 1	FLOAT	0 to +9.999 E+09	data specific			R
41333	2	Coincident Demand for Monitored Data Set 5 - Rate 1	FLOAT	0 to +99999999 or 0 to ±1	data specific			R
41335	3	Timestamp for Monitored Data Set 5 - Rate 1 Peak & Coincident Demand	TSTAMP	21st Century	1 s			R
41339	2	Cumulative Demand for Monitored Data Set 5 - Rate 1	FLOAT	0 to +99999999	data specific			R
41341	2	Accumulator for Monitored Data Set 6 - Rate 1	SINT32	0 to +99999999	data specific	Energy format, scaling applies only if energy is accumulated		R
41343	2	Peak Demand for Monitored Data Set 6 - Rate 1	FLOAT	0 to +9.999 E+09	data specific			R
41345	2	Coincident Demand for Monitored Data Set 6 - Rate 1	FLOAT	0 to +99999999 or 0 to ±1	data specific			R
41347	3	Timestamp for Monitored Data Set 6 - Rate 1 Peak & Coincident Demand	TSTAMP	21st Century	1 s			R
41351	2	Cumulative Demand for Monitored Data Set 6 - Rate 1	FLOAT	0 to +99999999	data specific			R
41353	2	Accumulator for Monitored Data Set 7 - Rate 1	SINT32	0 to +99999999	data specific	Energy format, scaling applies only if energy is accumulated		R
41355	2	Peak Demand for Monitored Data Set 7 - Rate 1	FLOAT	0 to +9.999 E+09	data specific			R
41357	2	Coincident Demand for Monitored Data Set 7 - Rate 1	FLOAT	0 to +99999999 or 0 to ±1	data specific			R
41359	3	Timestamp for Monitored Data Set 7 - Rate 1 Peak & Coincident Demand	TSTAMP	21st Century	1 s			R
41363	2	Cumulative Demand for Monitored Data Set 7 - Rate 1	FLOAT	0 to +99999999	data specific			R
41365	2	Accumulator for Monitored Data Set 8 - Rate 1	SINT32	0 to +99999999	data specific	Energy format, scaling applies only if energy is accumulated		R
41367	2	Peak Demand for Monitored Data Set 8 - Rate 1	FLOAT	0 to +9.999 E+09	data specific			R
41369	2	Coincident Demand for Monitored Data Set 8 - Rate 1	FLOAT	0 to +99999999 or 0 to ±1	data specific			R
41371	3	Timestamp for Monitored Data Set 8 - Rate 1 Peak & Coincident Demand	TSTAMP	21st Century	1 s			R
41375	2	Cumulative Demand for Monitored Data Set 8 - Rate 1	FLOAT	0 to +99999999	data specific			R

Reg#	Size	Description	Format	Value Range	Unit of measure or resolution	Comments	Factory default value	Acc
41377	2	Accumulator for Monitored Data Set 9 - Rate 1	SINT32	0 to +99999999	data specific	Energy format, scaling applies only if energy is accumulated		R
41379	2	Peak Demand for Monitored Data Set 9 - Rate 1	FLOAT	0 to +9.999 E+09	data specific			R
41381	2	Coincident Demand for Monitored Data Set 9 - Rate 1	FLOAT	0 to +99999999 or 0 to ±1	data specific			R
41383	3	Timestamp for Monitored Data Set 9 - Rate 1 Peak & Coincident Demand	TSTAMP	21st Century	1 s			R
41387	2	Cumulative Demand for Monitored Data Set 9 - Rate 1	FLOAT	0 to +99999999	data specific			R
41389	2	Accumulator for Monitored Data Set 10 - Rate 1	SINT32	0 to +99999999	data specific	Energy format, scaling applies only if energy is accumulated		R
41391	2	Peak Demand for Monitored Data Set 10 - Rate 1	FLOAT	0 to +9.999 E+09	data specific			R
41393	2	Coincident Demand for Monitored Data Set 10 - Rate 1	FLOAT	0 to +99999999 or 0 to ±1	data specific			R
41395	3	Timestamp for Monitored Data Set 10 - Rate 1 Peak & Coincident Demand	TSTAMP	21st Century	1 s			R
41399	2	Cumulative Demand for Monitored Data Set 10 - Rate 1	FLOAT	0 to +99999999	data specific			R
41401	2	Accumulator for Monitored Data Set 11 - Rate 1	SINT32	0 to +99999999	data specific	Energy format, scaling applies only if energy is accumulated		R
41403	2	Peak Demand for Monitored Data Set 11 - Rate 1	FLOAT	0 to +9.999 E+09	data specific			R
41405	2	Coincident Demand for Monitored Data Set 11 - Rate 1	FLOAT	0 to +99999999 or 0 to ±1	data specific			R
41407	3	Timestamp for Monitored Data Set 11 - Rate 1 Peak & Coincident Demand	TSTAMP	21st Century	1 s			R
41411	2	Cumulative Demand for Monitored Data Set 11 - Rate 1	FLOAT	0 to +99999999	data specific			R
41413	2	Accumulator for Monitored Data Set 12 - Rate 1	SINT32	0 to +99999999	data specific	Energy format, scaling applies only if energy is accumulated		R
41415	2	Peak Demand for Monitored Data Set 12 - Rate 1	FLOAT	0 to +9.999 E+09	data specific			R
41417	2	Coincident Demand for Monitored Data Set 12 - Rate 1	FLOAT	0 to +99999999 or 0 to ±1	data specific			R
41419	3	Timestamp for Monitored Data Set 12 - Rate 1 Peak & Coincident Demand	TSTAMP	21st Century	1 s			R
41423	2	Cumulative Demand for Monitored Data Set 12 - Rate 1	FLOAT	0 to +99999999	data specific			R
41425	2	Accumulator for Monitored Data Set 12 - Rate 1	SINT32	0 to +99999999	data specific	Energy format, scaling applies only if energy is accumulated		R
41427	2	Peak Demand for Monitored Data Set 13 - Rate 1	FLOAT	0 to +9.999 E+09	data specific			R
41429	2	Coincident Demand for Monitored Data Set 13 - Rate 1	FLOAT	0 to +99999999 or 0 to ±1	data specific			R
41431	3	Timestamp for Monitored Data Set 13 - Rate 1 Peak & Coincident Demand	TSTAMP	21st Century	1 s			R
41435	2	Cumulative Demand for Monitored Data Set 13 - Rate 1	FLOAT	0 to +99999999	data specific			R
41437	2	Accumulator for Monitored Data Set 14 - Rate 1	SINT32	0 to +99999999	data specific	Energy format, scaling applies only if energy is accumulated		R
41439	2	Peak Demand for Monitored Data Set 14 - Rate 1	FLOAT	0 to +9.999 E+09	data specific			R
41441	2	Coincident Demand for Monitored Data Set 14 - Rate 1	FLOAT	0 to +99999999 or 0 to ±1	data specific			R
41443	3	Timestamp for Monitored Data Set 14 - Rate 1 Peak & Coincident Demand	TSTAMP	21st Century	1 s			R
41447	2	Cumulative Demand for Monitored Data Set 14 - Rate 1	FLOAT	0 to +99999999	data specific			R
41449	2	Accumulator for Monitored Data Set 15 - Rate 1	SINT32	0 to +99999999	data specific	Energy format, scaling applies only if energy is accumulated		R
41451	2	Peak Demand for Monitored Data Set 15 - Rate 1	FLOAT	0 to +9.999 E+09	data specific			R
41453	2	Coincident Demand for Monitored Data Set 15 - Rate 1	FLOAT	0 to +99999999 or 0 to ±1	data specific			R
41455	3	Timestamp for Monitored Data Set 15 - Rate 1 Peak & Coincident Demand	TSTAMP	21st Century	1 s			R
41459	2	Cumulative Demand for Monitored Data Set 15 - Rate 1	FLOAT	0 to +99999999	data specific			R
41461	2	Accumulator for Monitored Data Set 16 - Rate 1	SINT32	0 to +99999999	data specific	Energy format, scaling applies only if energy is accumulated		R
41463	2	Peak Demand for Monitored Data Set 16 - Rate 1	FLOAT	0 to +9.999 E+09	data specific			R
41465	2	Coincident Demand for Monitored Data Set 16 - Rate 1	FLOAT	0 to +99999999 or 0 to ±1	data specific			R
41467	3	Timestamp for Monitored Data Set 16 - Rate 1 Peak & Coincident Demand	TSTAMP	21st Century	1 s			R
41471	2	Cumulative Demand for Monitored Data Set 16 - Rate 1	FLOAT	0 to +99999999	data specific			R

Reg#	Size	Description	Format	Value Range	Unit of measure or resolution	Comments	Factory default value	Acc
Current Month, whole month Block, Rate 2 (data accumulated over the whole month)								
41473	2	Accumulator for Monitored Data Set 1 - Rate 2	SINT32	0 to +99999999	data specific	Energy format, scaling applies only if energy is accumulated		R
41475	2	Peak Demand for Monitored Data Set 1 - Rate 2	FLOAT	0 to +9.999 E+09	data specific			R
41477	2	Coincident Demand for Monitored Data Set 1 - Rate 2	FLOAT	0 to +99999999 or 0 to ±1	data specific			R
41479	3	Timestamp for Monitored Data Set 1 - Rate 2 Peak & Coincident Demand	TSTAMP	21st Century	1 s			R
41483	2	Cumulative Demand for Monitored Data Set 1 - Rate 2	FLOAT	0 to +99999999	data specific			R
41485	2	Accumulator for Monitored Data Set 2 - Rate 2	SINT32	0 to +99999999	data specific	Energy format, scaling applies only if energy is accumulated		R
41487	2	Peak Demand for Monitored Data Set 2 - Rate 2	FLOAT	0 to +9.999 E+09	data specific			R
41489	2	Coincident Demand for Monitored Data Set 2 - Rate 2	FLOAT	0 to +99999999 or 0 to ±1	data specific			R
41491	3	Timestamp for Monitored Data Set 2 - Rate 2 Peak & Coincident Demand	TSTAMP	21st Century	1 s			R
41495	2	Cumulative Demand for Monitored Data Set 2 - Rate 2	FLOAT	0 to +99999999	data specific			R
41497	2	Accumulator for Monitored Data Set 3 - Rate 2	SINT32	0 to +99999999	data specific	Energy format, scaling applies only if energy is accumulated		R
41499	2	Peak Demand for Monitored Data Set 3 - Rate 2	FLOAT	0 to +9.999 E+09	data specific			R
41501	2	Coincident Demand for Monitored Data Set 3 - Rate 2	FLOAT	0 to +99999999 or 0 to ±1	data specific			R
41503	3	Timestamp for Monitored Data Set 3 - Rate 2 Peak & Coincident Demand	TSTAMP	21st Century	1 s			R
41507	2	Cumulative Demand for Monitored Data Set 3 - Rate 2	FLOAT	0 to +99999999	data specific			R
41509	2	Accumulator for Monitored Data Set 4 - Rate 2	SINT32	0 to +99999999	data specific	Energy format, scaling applies only if energy is accumulated		R
41511	2	Peak Demand for Monitored Data Set 4 - Rate 2	FLOAT	0 to +9.999 E+09	data specific			R
41513	2	Coincident Demand for Monitored Data Set 4 - Rate 2	FLOAT	0 to +99999999 or 0 to ±1	data specific			R
41515	3	Timestamp for Monitored Data Set 4 - Rate 2 Peak & Coincident Demand	TSTAMP	21st Century	1 s			R
41519	2	Cumulative Demand for Monitored Data Set 4 - Rate 2	FLOAT	0 to +99999999	data specific			R
41521	2	Accumulator for Monitored Data Set 5 - Rate 2	SINT32	0 to +99999999	data specific	Energy format, scaling applies only if energy is accumulated		R
41523	2	Peak Demand for Monitored Data Set 5 - Rate 2	FLOAT	0 to +9.999 E+09	data specific			R
41525	2	Coincident Demand for Monitored Data Set 5 - Rate 2	FLOAT	0 to +99999999 or 0 to ±1	data specific			R
41527	3	Timestamp for Monitored Data Set 5 - Rate 2 Peak & Coincident Demand	TSTAMP	21st Century	1 s			R
41531	2	Cumulative Demand for Monitored Data Set 5 - Rate 2	FLOAT	0 to +99999999	data specific			R
41533	2	Accumulator for Monitored Data Set 6 - Rate 2	SINT32	0 to +99999999	data specific	Energy format, scaling applies only if energy is accumulated		R
41535	2	Peak Demand for Monitored Data Set 6 - Rate 2	FLOAT	0 to +9.999 E+09	data specific			R
41537	2	Coincident Demand for Monitored Data Set 6 - Rate 2	FLOAT	0 to +99999999 or 0 to ±1	data specific			R
41539	3	Timestamp for Monitored Data Set 6 - Rate 2 Peak & Coincident Demand	TSTAMP	21st Century	1 s			R
41543	2	Cumulative Demand for Monitored Data Set 6 - Rate 2	FLOAT	0 to +99999999	data specific			R
41545	2	Accumulator for Monitored Data Set 7 - Rate 2	SINT32	0 to +99999999	data specific	Energy format, scaling applies only if energy is accumulated		R
41547	2	Peak Demand for Monitored Data Set 7 - Rate 2	FLOAT	0 to +9.999 E+09	data specific			R
41549	2	Coincident Demand for Monitored Data Set 7 - Rate 2	FLOAT	0 to +99999999 or 0 to ±1	data specific			R
41551	3	Timestamp for Monitored Data Set 7 - Rate 2 Peak & Coincident Demand	TSTAMP	21st Century	1 s			R
41555	2	Cumulative Demand for Monitored Data Set 7 - Rate 2	FLOAT	0 to +99999999	data specific			R
41557	2	Accumulator for Monitored Data Set 8 - Rate 2	SINT32	0 to +99999999	data specific	Energy format, scaling applies only if energy is accumulated		R
41559	2	Peak Demand for Monitored Data Set 8 - Rate 2	FLOAT	0 to +9.999 E+09	data specific			R
41561	2	Coincident Demand for Monitored Data Set 8 - Rate 2	FLOAT	0 to +99999999 or 0 to ±1	data specific			R
41563	3	Timestamp for Monitored Data Set 8 - Rate 2 Peak & Coincident Demand	TSTAMP	21st Century	1 s			R
41567	2	Cumulative Demand for Monitored Data Set 8 - Rate 2	FLOAT	0 to +99999999	data specific			R

Reg#	Size	Description	Format	Value Range	Unit of measure or resolution	Comments	Factory default value	Acc
41569	2	Accumulator for Monitored Data Set 9 - Rate 2	SINT32	0 to +99999999	data specific	Energy format, scaling applies only if energy is accumulated		R
41571	2	Peak Demand for Monitored Data Set 9 - Rate 2	FLOAT	0 to +9.999 E+09	data specific			R
41573	2	Coincident Demand for Monitored Data Set 9 - Rate 2	FLOAT	0 to +99999999 or 0 to ±1	data specific			R
41575	3	Timestamp for Monitored Data Set 9 - Rate 2 Peak & Coincident Demand	TSTAMP	21st Century	1 s			R
41579	2	Cumulative Demand for Monitored Data Set 9 - Rate 2	FLOAT	0 to +99999999	data specific			R
41581	2	Accumulator for Monitored Data Set 10 - Rate 2	SINT32	0 to +99999999	data specific	Energy format, scaling applies only if energy is accumulated		R
41583	2	Peak Demand for Monitored Data Set 10 - Rate 2	FLOAT	0 to +9.999 E+09	data specific			R
41585	2	Coincident Demand for Monitored Data Set 10 - Rate 2	FLOAT	0 to +99999999 or 0 to ±1	data specific			R
41587	3	Timestamp for Monitored Data Set 10 - Rate 2 Peak & Coincident Demand	TSTAMP	21st Century	1 s			R
41591	2	Cumulative Demand for Monitored Data Set 10 - Rate 2	FLOAT	0 to +99999999	data specific			R
41593	2	Accumulator for Monitored Data Set 11 - Rate 2	SINT32	0 to +99999999	data specific	Energy format, scaling applies only if energy is accumulated		R
41595	2	Peak Demand for Monitored Data Set 11 - Rate 2	FLOAT	0 to +9.999 E+09	data specific			R
41597	2	Coincident Demand for Monitored Data Set 11 - Rate 2	FLOAT	0 to +99999999 or 0 to ±1	data specific			R
41599	3	Timestamp for Monitored Data Set 11 - Rate 2 Peak & Coincident Demand	TSTAMP	21st Century	1 s			R
41603	2	Cumulative Demand for Monitored Data Set 11 - Rate 2	FLOAT	0 to +99999999	data specific			R
41605	2	Accumulator for Monitored Data Set 12 - Rate 2	SINT32	0 to +99999999	data specific	Energy format, scaling applies only if energy is accumulated		R
41607	2	Peak Demand for Monitored Data Set 12 - Rate 2	FLOAT	0 to +9.999 E+09	data specific			R
41609	2	Coincident Demand for Monitored Data Set 12 - Rate 2	FLOAT	0 to +99999999 or 0 to ±1	data specific			R
41611	3	Timestamp for Monitored Data Set 12 - Rate 2 Peak & Coincident Demand	TSTAMP	21st Century	1 s			R
41615	2	Cumulative Demand for Monitored Data Set 12 - Rate 2	FLOAT	0 to +99999999	data specific			R
41617	2	Accumulator for Monitored Data Set 12 - Rate 2	SINT32	0 to +99999999	data specific	Energy format, scaling applies only if energy is accumulated		R
41619	2	Peak Demand for Monitored Data Set 13 - Rate 2	FLOAT	0 to +9.999 E+09	data specific			R
41621	2	Coincident Demand for Monitored Data Set 13 - Rate 2	FLOAT	0 to +99999999 or 0 to ±1	data specific			R
41623	3	Timestamp for Monitored Data Set 13 - Rate 2 Peak & Coincident Demand	TSTAMP	21st Century	1 s			R
41627	2	Cumulative Demand for Monitored Data Set 13 - Rate 2	FLOAT	0 to +99999999	data specific			R
41629	2	Accumulator for Monitored Data Set 14 - Rate 2	SINT32	0 to +99999999	data specific	Energy format, scaling applies only if energy is accumulated		R
41631	2	Peak Demand for Monitored Data Set 14 - Rate 2	FLOAT	0 to +9.999 E+09	data specific			R
41633	2	Coincident Demand for Monitored Data Set 14 - Rate 2	FLOAT	0 to +99999999 or 0 to ±1	data specific			R
41635	3	Timestamp for Monitored Data Set 14 - Rate 2 Peak & Coincident Demand	TSTAMP	21st Century	1 s			R
41639	2	Cumulative Demand for Monitored Data Set 14 - Rate 2	FLOAT	0 to +99999999	data specific			R
41641	2	Accumulator for Monitored Data Set 15 - Rate 2	SINT32	0 to +99999999	data specific	Energy format, scaling applies only if energy is accumulated		R
41643	2	Peak Demand for Monitored Data Set 15 - Rate 2	FLOAT	0 to +9.999 E+09	data specific			R
41645	2	Coincident Demand for Monitored Data Set 15 - Rate 2	FLOAT	0 to +99999999 or 0 to ±1	data specific			R
41647	3	Timestamp for Monitored Data Set 15 - Rate 2 Peak & Coincident Demand	TSTAMP	21st Century	1 s			R
41651	2	Cumulative Demand for Monitored Data Set 15 - Rate 2	FLOAT	0 to +99999999	data specific			R
41653	2	Accumulator for Monitored Data Set 16 - Rate 2	SINT32	0 to +99999999	data specific	Energy format, scaling applies only if energy is accumulated		R
41655	2	Peak Demand for Monitored Data Set 16 - Rate 2	FLOAT	0 to +9.999 E+09	data specific			R
41657	2	Coincident Demand for Monitored Data Set 16 - Rate 2	FLOAT	0 to +99999999 or 0 to ±1	data specific			R
41659	3	Timestamp for Monitored Data Set 16 - Rate 2 Peak & Coincident Demand	TSTAMP	21st Century	1 s			R
41663	2	Cumulative Demand for Monitored Data Set 16 - Rate 2	FLOAT	0 to +99999999	data specific			R

Reg#	Size	Description	Format	Value Range	Unit of measure or resolution	Comments	Factory default value	Acc
Current Month, whole month Block, Rate 3 (data accumulated over the whole month)								
41665	2	Accumulator for Monitored Data Set 1 - Rate 3	SINT32	0 to +99999999	data specific	Energy format, scaling applies only if energy is accumulated		R
41667	2	Peak Demand for Monitored Data Set 1 - Rate 3	FLOAT	0 to +9.999 E+09	data specific			R
41669	2	Coincident Demand for Monitored Data Set 1 - Rate 3	FLOAT	0 to +99999999 or 0 to ±1	data specific			R
41671	3	Timestamp for Monitored Data Set 1 - Rate 3 Peak & Coincident Demand	TSTAMP	21st Century	1 s			R
41675	2	Cumulative Demand for Monitored Data Set 1 - Rate 3	FLOAT	0 to +99999999	data specific			R
41677	2	Accumulator for Monitored Data Set 2 - Rate 3	SINT32	0 to +99999999	data specific	Energy format, scaling applies only if energy is accumulated		R
41679	2	Peak Demand for Monitored Data Set 2 - Rate 3	FLOAT	0 to +9.999 E+09	data specific			R
41681	2	Coincident Demand for Monitored Data Set 2 - Rate 3	FLOAT	0 to +99999999 or 0 to ±1	data specific			R
41683	3	Timestamp for Monitored Data Set 2 - Rate 3 Peak & Coincident Demand	TSTAMP	21st Century	1 s			R
41687	2	Cumulative Demand for Monitored Data Set 2 - Rate 3	FLOAT	0 to +99999999	data specific			R
41689	2	Accumulator for Monitored Data Set 3 - Rate 3	SINT32	0 to +99999999	data specific	Energy format, scaling applies only if energy is accumulated		R
41691	2	Peak Demand for Monitored Data Set 3 - Rate 3	FLOAT	0 to +9.999 E+09	data specific			R
41693	2	Coincident Demand for Monitored Data Set 3 - Rate 3	FLOAT	0 to +99999999 or 0 to ±1	data specific			R
41695	3	Timestamp for Monitored Data Set 3 - Rate 3 Peak & Coincident Demand	TSTAMP	21st Century	1 s			R
41699	2	Cumulative Demand for Monitored Data Set 3 - Rate 3	FLOAT	0 to +99999999	data specific			R
41701	2	Accumulator for Monitored Data Set 4 - Rate 3	SINT32	0 to +99999999	data specific	Energy format, scaling applies only if energy is accumulated		R
41703	2	Peak Demand for Monitored Data Set 4 - Rate 3	FLOAT	0 to +9.999 E+09	data specific			R
41705	2	Coincident Demand for Monitored Data Set 4 - Rate 3	FLOAT	0 to +99999999 or 0 to ±1	data specific			R
41707	3	Timestamp for Monitored Data Set 4 - Rate 3 Peak & Coincident Demand	TSTAMP	21st Century	1 s			R
41711	2	Cumulative Demand for Monitored Data Set 4 - Rate 3	FLOAT	0 to +99999999	data specific			R
41713	2	Accumulator for Monitored Data Set 5 - Rate 3	SINT32	0 to +99999999	data specific	Energy format, scaling applies only if energy is accumulated		R
41715	2	Peak Demand for Monitored Data Set 5 - Rate 3	FLOAT	0 to +9.999 E+09	data specific			R
41717	2	Coincident Demand for Monitored Data Set 5 - Rate 3	FLOAT	0 to +99999999 or 0 to ±1	data specific			R
41719	3	Timestamp for Monitored Data Set 5 - Rate 3 Peak & Coincident Demand	TSTAMP	21st Century	1 s			R
41723	2	Cumulative Demand for Monitored Data Set 5 - Rate 3	FLOAT	0 to +99999999	data specific			R
41725	2	Accumulator for Monitored Data Set 6 - Rate 3	SINT32	0 to +99999999	data specific	Energy format, scaling applies only if energy is accumulated		R
41727	2	Peak Demand for Monitored Data Set 6 - Rate 3	FLOAT	0 to +9.999 E+09	data specific			R
41729	2	Coincident Demand for Monitored Data Set 6 - Rate 3	FLOAT	0 to +99999999 or 0 to ±1	data specific			R
41731	3	Timestamp for Monitored Data Set 6 - Rate 3 Peak & Coincident Demand	TSTAMP	21st Century	1 s			R
41735	2	Cumulative Demand for Monitored Data Set 6 - Rate 3	FLOAT	0 to +99999999	data specific			R
41737	2	Accumulator for Monitored Data Set 7 - Rate 3	SINT32	0 to +99999999	data specific	Energy format, scaling applies only if energy is accumulated		R
41739	2	Peak Demand for Monitored Data Set 7 - Rate 3	FLOAT	0 to +9.999 E+09	data specific			R
41741	2	Coincident Demand for Monitored Data Set 7 - Rate 3	FLOAT	0 to +99999999 or 0 to ±1	data specific			R
41743	3	Timestamp for Monitored Data Set 7 - Rate 3 Peak & Coincident Demand	TSTAMP	21st Century	1 s			R
41747	2	Cumulative Demand for Monitored Data Set 7 - Rate 3	FLOAT	0 to +99999999	data specific			R
41749	2	Accumulator for Monitored Data Set 8 - Rate 3	SINT32	0 to +99999999	data specific	Energy format, scaling applies only if energy is accumulated		R
41751	2	Peak Demand for Monitored Data Set 8 - Rate 3	FLOAT	0 to +9.999 E+09	data specific			R
41753	2	Coincident Demand for Monitored Data Set 8 - Rate 3	FLOAT	0 to +99999999 or 0 to ±1	data specific			R
41755	3	Timestamp for Monitored Data Set 8 - Rate 3 Peak & Coincident Demand	TSTAMP	21st Century	1 s			R
41759	2	Cumulative Demand for Monitored Data Set 8 - Rate 3	FLOAT	0 to +99999999	data specific			R

Reg#	Size	Description	Format	Value Range	Unit of measure or resolution	Comments	Factory default value	Acc
41761	2	Accumulator for Monitored Data Set 9 - Rate 3	SINT32	0 to +99999999	data specific	Energy format, scaling applies only if energy is accumulated		R
41763	2	Peak Demand for Monitored Data Set 9 - Rate 3	FLOAT	0 to +9.999 E+09	data specific			R
41765	2	Coincident Demand for Monitored Data Set 9 - Rate 3	FLOAT	0 to +99999999 or 0 to ±1	data specific			R
41767	3	Timestamp for Monitored Data Set 9 - Rate 3 Peak & Coincident Demand	TSTAMP	21st Century	1 s			R
41771	2	Cumulative Demand for Monitored Data Set 9 - Rate 3	FLOAT	0 to +99999999	data specific			R
41773	2	Accumulator for Monitored Data Set 10 - Rate 3	SINT32	0 to +99999999	data specific	Energy format, scaling applies only if energy is accumulated		R
41775	2	Peak Demand for Monitored Data Set 10 - Rate 3	FLOAT	0 to +9.999 E+09	data specific			R
41777	2	Coincident Demand for Monitored Data Set 10 - Rate 3	FLOAT	0 to +99999999 or 0 to ±1	data specific			R
41779	3	Timestamp for Monitored Data Set 10 - Rate 3 Peak & Coincident Demand	TSTAMP	21st Century	1 s			R
41783	2	Cumulative Demand for Monitored Data Set 10 - Rate 3	FLOAT	0 to +99999999	data specific			R
41785	2	Accumulator for Monitored Data Set 11 - Rate 3	SINT32	0 to +99999999	data specific	Energy format, scaling applies only if energy is accumulated		R
41787	2	Peak Demand for Monitored Data Set 11 - Rate 3	FLOAT	0 to +9.999 E+09	data specific			R
41789	2	Coincident Demand for Monitored Data Set 11 - Rate 3	FLOAT	0 to +99999999 or 0 to ±1	data specific			R
41791	3	Timestamp for Monitored Data Set 11 - Rate 3 Peak & Coincident Demand	TSTAMP	21st Century	1 s			R
41795	2	Cumulative Demand for Monitored Data Set 11 - Rate 3	FLOAT	0 to +99999999	data specific			R
41797	2	Accumulator for Monitored Data Set 12 - Rate 3	SINT32	0 to +99999999	data specific	Energy format, scaling applies only if energy is accumulated		R
41799	2	Peak Demand for Monitored Data Set 12 - Rate 3	FLOAT	0 to +9.999 E+09	data specific			R
41801	2	Coincident Demand for Monitored Data Set 12 - Rate 3	FLOAT	0 to +99999999 or 0 to ±1	data specific			R
41803	3	Timestamp for Monitored Data Set 12 - Rate 3 Peak & Coincident Demand	TSTAMP	21st Century	1 s			R
41807	2	Cumulative Demand for Monitored Data Set 12 - Rate 3	FLOAT	0 to +99999999	data specific			R
41809	2	Accumulator for Monitored Data Set 12 - Rate 3	SINT32	0 to +99999999	data specific	Energy format, scaling applies only if energy is accumulated		R
41811	2	Peak Demand for Monitored Data Set 13 - Rate 3	FLOAT	0 to +9.999 E+09	data specific			R
41813	2	Coincident Demand for Monitored Data Set 13 - Rate 3	FLOAT	0 to +99999999 or 0 to ±1	data specific			R
41815	3	Timestamp for Monitored Data Set 13 - Rate 3 Peak & Coincident Demand	TSTAMP	21st Century	1 s			R
41819	2	Cumulative Demand for Monitored Data Set 13 - Rate 3	FLOAT	0 to +99999999	data specific			R
41821	2	Accumulator for Monitored Data Set 14 - Rate 3	SINT32	0 to +99999999	data specific	Energy format, scaling applies only if energy is accumulated		R
41823	2	Peak Demand for Monitored Data Set 14 - Rate 3	FLOAT	0 to +9.999 E+09	data specific			R
41825	2	Coincident Demand for Monitored Data Set 14 - Rate 3	FLOAT	0 to +99999999 or 0 to ±1	data specific			R
41827	3	Timestamp for Monitored Data Set 14 - Rate 3 Peak & Coincident Demand	TSTAMP	21st Century	1 s			R
41831	2	Cumulative Demand for Monitored Data Set 14 - Rate 3	FLOAT	0 to +99999999	data specific			R
41833	2	Accumulator for Monitored Data Set 15 - Rate 3	SINT32	0 to +99999999	data specific	Energy format, scaling applies only if energy is accumulated		R
41835	2	Peak Demand for Monitored Data Set 15 - Rate 3	FLOAT	0 to +9.999 E+09	data specific			R
41837	2	Coincident Demand for Monitored Data Set 15 - Rate 3	FLOAT	0 to +99999999 or 0 to ±1	data specific			R
41839	3	Timestamp for Monitored Data Set 15 - Rate 3 Peak & Coincident Demand	TSTAMP	21st Century	1 s			R
41843	2	Cumulative Demand for Monitored Data Set 15 - Rate 3	FLOAT	0 to +99999999	data specific			R
41845	2	Accumulator for Monitored Data Set 16 - Rate 3	SINT32	0 to +99999999	data specific	Energy format, scaling applies only if energy is accumulated		R
41847	2	Peak Demand for Monitored Data Set 16 - Rate 3	FLOAT	0 to +9.999 E+09	data specific			R
41849	2	Coincident Demand for Monitored Data Set 16 - Rate 3	FLOAT	0 to +99999999 or 0 to ±1	data specific			R
41851	3	Timestamp for Monitored Data Set 16 - Rate 3 Peak & Coincident Demand	TSTAMP	21st Century	1 s			R
41855	2	Cumulative Demand for Monitored Data Set 16 - Rate 3	FLOAT	0 to +99999999	data specific			R

Reg#	Size	Description	Format	Value Range	Unit of measure or resolution	Comments	Factory default value	Acc
Current Month, whole month Block, Rate 4 (data accumulated over the whole month)								
41857	2	Accumulator for Monitored Data Set 1 - Rate 4	SINT32	0 to +99999999	data specific	Energy format, scaling applies only if energy is accumulated		R
41859	2	Peak Demand for Monitored Data Set 1 - Rate 4	FLOAT	0 to +9.999 E+09	data specific			R
41861	2	Coincident Demand for Monitored Data Set 1 - Rate 4	FLOAT	0 to +99999999 or 0 to ±1	data specific			R
41863	3	Timestamp for Monitored Data Set 1 - Rate 4 Peak & Coincident Demand	TSTAMP	21st Century	1 s			R
41867	2	Cumulative Demand for Monitored Data Set 1 - Rate 4	FLOAT	0 to +99999999	data specific			R
41869	2	Accumulator for Monitored Data Set 2 - Rate 4	SINT32	0 to +99999999	data specific	Energy format, scaling applies only if energy is accumulated		R
41871	2	Peak Demand for Monitored Data Set 2 - Rate 4	FLOAT	0 to +9.999 E+09	data specific			R
41873	2	Coincident Demand for Monitored Data Set 2 - Rate 4	FLOAT	0 to +99999999 or 0 to ±1	data specific			R
41875	3	Timestamp for Monitored Data Set 2 - Rate 4 Peak & Coincident Demand	TSTAMP	21st Century	1 s			R
41879	2	Cumulative Demand for Monitored Data Set 2 - Rate 4	FLOAT	0 to +99999999	data specific			R
41881	2	Accumulator for Monitored Data Set 3 - Rate 4	SINT32	0 to +99999999	data specific	Energy format, scaling applies only if energy is accumulated		R
41883	2	Peak Demand for Monitored Data Set 3 - Rate 4	FLOAT	0 to +9.999 E+09	data specific			R
41885	2	Coincident Demand for Monitored Data Set 3 - Rate 4	FLOAT	0 to +99999999 or 0 to ±1	data specific			R
41887	3	Timestamp for Monitored Data Set 3 - Rate 4 Peak & Coincident Demand	TSTAMP	21st Century	1 s			R
41891	2	Cumulative Demand for Monitored Data Set 3 - Rate 4	FLOAT	0 to +99999999	data specific			R
41893	2	Accumulator for Monitored Data Set 4 - Rate 4	SINT32	0 to +99999999	data specific	Energy format, scaling applies only if energy is accumulated		R
41895	2	Peak Demand for Monitored Data Set 4 - Rate 4	FLOAT	0 to +9.999 E+09	data specific			R
41897	2	Coincident Demand for Monitored Data Set 4 - Rate 4	FLOAT	0 to +99999999 or 0 to ±1	data specific			R
41899	3	Timestamp for Monitored Data Set 4 - Rate 4 Peak & Coincident Demand	TSTAMP	21st Century	1 s			R
41903	2	Cumulative Demand for Monitored Data Set 4 - Rate 4	FLOAT	0 to +99999999	data specific			R
41905	2	Accumulator for Monitored Data Set 5 - Rate 4	SINT32	0 to +99999999	data specific	Energy format, scaling applies only if energy is accumulated		R
41907	2	Peak Demand for Monitored Data Set 5 - Rate 4	FLOAT	0 to +9.999 E+09	data specific			R
41909	2	Coincident Demand for Monitored Data Set 5 - Rate 4	FLOAT	0 to +99999999 or 0 to ±1	data specific			R
41911	3	Timestamp for Monitored Data Set 5 - Rate 4 Peak & Coincident Demand	TSTAMP	21st Century	1 s			R
41915	2	Cumulative Demand for Monitored Data Set 5 - Rate 4	FLOAT	0 to +99999999	data specific			R
41917	2	Accumulator for Monitored Data Set 6 - Rate 4	SINT32	0 to +99999999	data specific	Energy format, scaling applies only if energy is accumulated		R
41919	2	Peak Demand for Monitored Data Set 6 - Rate 4	FLOAT	0 to +9.999 E+09	data specific			R
41921	2	Coincident Demand for Monitored Data Set 6 - Rate 4	FLOAT	0 to +99999999 or 0 to ±1	data specific			R
41923	3	Timestamp for Monitored Data Set 6 - Rate 4 Peak & Coincident Demand	TSTAMP	21st Century	1 s			R
41927	2	Cumulative Demand for Monitored Data Set 6 - Rate 4	FLOAT	0 to +99999999	data specific			R
41929	2	Accumulator for Monitored Data Set 7 - Rate 4	SINT32	0 to +99999999	data specific	Energy format, scaling applies only if energy is accumulated		R
41931	2	Peak Demand for Monitored Data Set 7 - Rate 4	FLOAT	0 to +9.999 E+09	data specific			R
41933	2	Coincident Demand for Monitored Data Set 7 - Rate 4	FLOAT	0 to +99999999 or 0 to ±1	data specific			R
41935	3	Timestamp for Monitored Data Set 7 - Rate 4 Peak & Coincident Demand	TSTAMP	21st Century	1 s			R
41939	2	Cumulative Demand for Monitored Data Set 7 - Rate 4	FLOAT	0 to +99999999	data specific			R
41941	2	Accumulator for Monitored Data Set 8 - Rate 4	SINT32	0 to +99999999	data specific	Energy format, scaling applies only if energy is accumulated		R
41943	2	Peak Demand for Monitored Data Set 8 - Rate 4	FLOAT	0 to +9.999 E+09	data specific			R
41945	2	Coincident Demand for Monitored Data Set 8 - Rate 4	FLOAT	0 to +99999999 or 0 to ±1	data specific			R
41947	3	Timestamp for Monitored Data Set 8 - Rate 4 Peak & Coincident Demand	TSTAMP	21st Century	1 s			R
41951	2	Cumulative Demand for Monitored Data Set 8 - Rate 4	FLOAT	0 to +99999999	data specific			R

Reg#	Size	Description	Format	Value Range	Unit of measure or resolution	Comments	Factory default value	Acc
41953	2	Accumulator for Monitored Data Set 9 - Rate 4	SINT32	0 to +99999999	data specific	Energy format, scaling applies only if energy is accumulated		R
41955	2	Peak Demand for Monitored Data Set 9 - Rate 4	FLOAT	0 to +9.999 E+09	data specific			R
41957	2	Coincident Demand for Monitored Data Set 9 - Rate 4	FLOAT	0 to +99999999 or 0 to ±1	data specific			R
41959	3	Timestamp for Monitored Data Set 9 - Rate 4 Peak & Coincident Demand	TSTAMP	21st Century	1 s			R
41963	2	Cumulative Demand for Monitored Data Set 9 - Rate 4	FLOAT	0 to +99999999	data specific			R
41965	2	Accumulator for Monitored Data Set 10 - Rate 4	SINT32	0 to +99999999	data specific	Energy format, scaling applies only if energy is accumulated		R
41967	2	Peak Demand for Monitored Data Set 10 - Rate 4	FLOAT	0 to +9.999 E+09	data specific			R
41969	2	Coincident Demand for Monitored Data Set 10 - Rate 4	FLOAT	0 to +99999999 or 0 to ±1	data specific			R
41971	3	Timestamp for Monitored Data Set 10 - Rate 4 Peak & Coincident Demand	TSTAMP	21st Century	1 s			R
41975	2	Cumulative Demand for Monitored Data Set 10 - Rate 4	FLOAT	0 to +99999999	data specific			R
41977	2	Accumulator for Monitored Data Set 11 - Rate 4	SINT32	0 to +99999999	data specific	Energy format, scaling applies only if energy is accumulated		R
41979	2	Peak Demand for Monitored Data Set 11 - Rate 4	FLOAT	0 to +9.999 E+09	data specific			R
41981	2	Coincident Demand for Monitored Data Set 11 - Rate 4	FLOAT	0 to +99999999 or 0 to ±1	data specific			R
41983	3	Timestamp for Monitored Data Set 11 - Rate 4 Peak & Coincident Demand	TSTAMP	21st Century	1 s			R
41987	2	Cumulative Demand for Monitored Data Set 11 - Rate 4	FLOAT	0 to +99999999	data specific			R
41989	2	Accumulator for Monitored Data Set 12 - Rate 4	SINT32	0 to +99999999	data specific	Energy format, scaling applies only if energy is accumulated		R
41991	2	Peak Demand for Monitored Data Set 12 - Rate 4	FLOAT	0 to +9.999 E+09	data specific			R
41993	2	Coincident Demand for Monitored Data Set 12 - Rate 4	FLOAT	0 to +99999999 or 0 to ±1	data specific			R
41995	3	Timestamp for Monitored Data Set 12 - Rate 4 Peak & Coincident Demand	TSTAMP	21st Century	1 s			R
41999	2	Cumulative Demand for Monitored Data Set 12 - Rate 4	FLOAT	0 to +99999999	data specific			R
42001	2	Accumulator for Monitored Data Set 12 - Rate 4	SINT32	0 to +99999999	data specific	Energy format, scaling applies only if energy is accumulated		R
42003	2	Peak Demand for Monitored Data Set 13 - Rate 4	FLOAT	0 to +9.999 E+09	data specific			R
42005	2	Coincident Demand for Monitored Data Set 13 - Rate 4	FLOAT	0 to +99999999 or 0 to ±1	data specific			R
42007	3	Timestamp for Monitored Data Set 13 - Rate 4 Peak & Coincident Demand	TSTAMP	21st Century	1 s			R
42011	2	Cumulative Demand for Monitored Data Set 13 - Rate 4	FLOAT	0 to +99999999	data specific			R
42013	2	Accumulator for Monitored Data Set 14 - Rate 4	SINT32	0 to +99999999	data specific	Energy format, scaling applies only if energy is accumulated		R
42015	2	Peak Demand for Monitored Data Set 14 - Rate 4	FLOAT	0 to +9.999 E+09	data specific			R
42017	2	Coincident Demand for Monitored Data Set 14 - Rate 4	FLOAT	0 to +99999999 or 0 to ±1	data specific			R
42019	3	Timestamp for Monitored Data Set 14 - Rate 4 Peak & Coincident Demand	TSTAMP	21st Century	1 s			R
42023	2	Cumulative Demand for Monitored Data Set 14 - Rate 4	FLOAT	0 to +99999999	data specific			R
42025	2	Accumulator for Monitored Data Set 15 - Rate 4	SINT32	0 to +99999999	data specific	Energy format, scaling applies only if energy is accumulated		R
42027	2	Peak Demand for Monitored Data Set 15 - Rate 4	FLOAT	0 to +9.999 E+09	data specific			R
42029	2	Coincident Demand for Monitored Data Set 15 - Rate 4	FLOAT	0 to +99999999 or 0 to ±1	data specific			R
42031	3	Timestamp for Monitored Data Set 15 - Rate 4 Peak & Coincident Demand	TSTAMP	21st Century	1 s			R
42035	2	Cumulative Demand for Monitored Data Set 15 - Rate 4	FLOAT	0 to +99999999	data specific			R
42037	2	Accumulator for Monitored Data Set 16 - Rate 4	SINT32	0 to +99999999	data specific	Energy format, scaling applies only if energy is accumulated		R
42039	2	Peak Demand for Monitored Data Set 16 - Rate 4	FLOAT	0 to +9.999 E+09	data specific			R
42041	2	Coincident Demand for Monitored Data Set 16 - Rate 4	FLOAT	0 to +99999999 or 0 to ±1	data specific			R
42043	3	Timestamp for Monitored Data Set 16 - Rate 4 Peak & Coincident Demand	TSTAMP	21st Century	1 s			R
42047	2	Cumulative Demand for Monitored Data Set 16 - Rate 4	FLOAT	0 to +99999999	data specific			R

Reg#	Size	Description	Format	Value Range	Unit of measure or resolution	Comments	Factory default value	Acc
Current Month, initial season Block, Rate 0 - Total (data accumulated before a mid-month season change)								
42049	2	Accumulator for Monitored Data Set 1 - Rate 0	SINT32	0 to +99999999	data specific	Energy format, scaling applies only if energy is accumulated		R
42051	2	Peak Demand for Monitored Data Set 1 - Rate 0	FLOAT	0 to +9.999 E+09	data specific			R
42053	2	Coincident Demand for Monitored Data Set 1 - Rate 0	FLOAT	0 to +99999999 or 0 to ±1	data specific			R
42055	3	Timestamp for Monitored Data Set 1 - Rate 0 Peak & Coincident Demand	TSTAMP	21st Century	1 s			R
42059	2	Cumulative Demand for Monitored Data Set 1 - Rate 0	FLOAT	0 to +99999999	data specific			R
42061	2	Accumulator for Monitored Data Set 2 - Rate 0	SINT32	0 to +99999999	data specific	Energy format, scaling applies only if energy is accumulated		R
42063	2	Peak Demand for Monitored Data Set 2 - Rate 0	FLOAT	0 to +9.999 E+09	data specific			R
42065	2	Coincident Demand for Monitored Data Set 2 - Rate 0	FLOAT	0 to +99999999 or 0 to ±1	data specific			R
42067	3	Timestamp for Monitored Data Set 2 - Rate 0 Peak & Coincident Demand	TSTAMP	21st Century	1 s			R
42071	2	Cumulative Demand for Monitored Data Set 2 - Rate 0	FLOAT	0 to +99999999	data specific			R
42073	2	Accumulator for Monitored Data Set 3 - Rate 0	SINT32	0 to +99999999	data specific	Energy format, scaling applies only if energy is accumulated		R
42075	2	Peak Demand for Monitored Data Set 3 - Rate 0	FLOAT	0 to +9.999 E+09	data specific			R
42077	2	Coincident Demand for Monitored Data Set 3 - Rate 0	FLOAT	0 to +99999999 or 0 to ±1	data specific			R
42079	3	Timestamp for Monitored Data Set 3 - Rate 0 Peak & Coincident Demand	TSTAMP	21st Century	1 s			R
42083	2	Cumulative Demand for Monitored Data Set 3 - Rate 0	FLOAT	0 to +99999999	data specific			R
42085	2	Accumulator for Monitored Data Set 4 - Rate 0	SINT32	0 to +99999999	data specific	Energy format, scaling applies only if energy is accumulated		R
42087	2	Peak Demand for Monitored Data Set 4 - Rate 0	FLOAT	0 to +9.999 E+09	data specific			R
42089	2	Coincident Demand for Monitored Data Set 4 - Rate 0	FLOAT	0 to +99999999 or 0 to ±1	data specific			R
42091	3	Timestamp for Monitored Data Set 4 - Rate 0 Peak & Coincident Demand	TSTAMP	21st Century	1 s			R
42095	2	Cumulative Demand for Monitored Data Set 4 - Rate 0	FLOAT	0 to +99999999	data specific			R
42097	2	Accumulator for Monitored Data Set 5 - Rate 0	SINT32	0 to +99999999	data specific	Energy format, scaling applies only if energy is accumulated		R
42099	2	Peak Demand for Monitored Data Set 5 - Rate 0	FLOAT	0 to +9.999 E+09	data specific			R
42101	2	Coincident Demand for Monitored Data Set 5 - Rate 0	FLOAT	0 to +99999999 or 0 to ±1	data specific			R
42103	3	Timestamp for Monitored Data Set 5 - Rate 0 Peak & Coincident Demand	TSTAMP	21st Century	1 s			R
42107	2	Cumulative Demand for Monitored Data Set 5 - Rate 0	FLOAT	0 to +99999999	data specific			R
42109	2	Accumulator for Monitored Data Set 6 - Rate 0	SINT32	0 to +99999999	data specific	Energy format, scaling applies only if energy is accumulated		R
42111	2	Peak Demand for Monitored Data Set 6 - Rate 0	FLOAT	0 to +9.999 E+09	data specific			R
42113	2	Coincident Demand for Monitored Data Set 6 - Rate 0	FLOAT	0 to +99999999 or 0 to ±1	data specific			R
42115	3	Timestamp for Monitored Data Set 6 - Rate 0 Peak & Coincident Demand	TSTAMP	21st Century	1 s			R
42119	2	Cumulative Demand for Monitored Data Set 6 - Rate 0	FLOAT	0 to +99999999	data specific			R
42121	2	Accumulator for Monitored Data Set 7 - Rate 0	SINT32	0 to +99999999	data specific	Energy format, scaling applies only if energy is accumulated		R
42123	2	Peak Demand for Monitored Data Set 7 - Rate 0	FLOAT	0 to +9.999 E+09	data specific			R
42125	2	Coincident Demand for Monitored Data Set 7 - Rate 0	FLOAT	0 to +99999999 or 0 to ±1	data specific			R
42127	3	Timestamp for Monitored Data Set 7 - Rate 0 Peak & Coincident Demand	TSTAMP	21st Century	1 s			R
42131	2	Cumulative Demand for Monitored Data Set 7 - Rate 0	FLOAT	0 to +99999999	data specific			R
42133	2	Accumulator for Monitored Data Set 8 - Rate 0	SINT32	0 to +99999999	data specific	Energy format, scaling applies only if energy is accumulated		R
42135	2	Peak Demand for Monitored Data Set 8 - Rate 0	FLOAT	0 to +9.999 E+09	data specific			R
42137	2	Coincident Demand for Monitored Data Set 8 - Rate 0	FLOAT	0 to +99999999 or 0 to ±1	data specific			R
42139	3	Timestamp for Monitored Data Set 8 - Rate 0 Peak & Coincident Demand	TSTAMP	21st Century	1 s			R
42143	2	Cumulative Demand for Monitored Data Set 8 - Rate 0	FLOAT	0 to +99999999	data specific			R

Reg#	Size	Description	Format	Value Range	Unit of measure or resolution	Comments	Factory default value	Acc
42145	2	Accumulator for Monitored Data Set 9 - Rate 0	SINT32	0 to +99999999	data specific	Energy format, scaling applies only if energy is accumulated		R
42147	2	Peak Demand for Monitored Data Set 9 - Rate 0	FLOAT	0 to +9.999 E+09	data specific			R
42149	2	Coincident Demand for Monitored Data Set 9 - Rate 0	FLOAT	0 to +99999999 or 0 to ±1	data specific			R
42151	3	Timestamp for Monitored Data Set 9 - Rate 0 Peak & Coincident Demand	TSTAMP	21st Century	1 s			R
42155	2	Cumulative Demand for Monitored Data Set 9 - Rate 0	FLOAT	0 to +99999999	data specific			R
42157	2	Accumulator for Monitored Data Set 10 - Rate 0	SINT32	0 to +99999999	data specific	Energy format, scaling applies only if energy is accumulated		R
42159	2	Peak Demand for Monitored Data Set 10 - Rate 0	FLOAT	0 to +9.999 E+09	data specific			R
42161	2	Coincident Demand for Monitored Data Set 10 - Rate 0	FLOAT	0 to +99999999 or 0 to ±1	data specific			R
42163	3	Timestamp for Monitored Data Set 10 - Rate 0 Peak & Coincident Demand	TSTAMP	21st Century	1 s			R
42167	2	Cumulative Demand for Monitored Data Set 10 - Rate 0	FLOAT	0 to +99999999	data specific			R
42169	2	Accumulator for Monitored Data Set 11 - Rate 0	SINT32	0 to +99999999	data specific	Energy format, scaling applies only if energy is accumulated		R
42171	2	Peak Demand for Monitored Data Set 11 - Rate 0	FLOAT	0 to +9.999 E+09	data specific			R
42173	2	Coincident Demand for Monitored Data Set 11 - Rate 0	FLOAT	0 to +99999999 or 0 to ±1	data specific			R
42175	3	Timestamp for Monitored Data Set 11 - Rate 0 Peak & Coincident Demand	TSTAMP	21st Century	1 s			R
42179	2	Cumulative Demand for Monitored Data Set 11 - Rate 0	FLOAT	0 to +99999999	data specific			R
42181	2	Accumulator for Monitored Data Set 12 - Rate 0	SINT32	0 to +99999999	data specific	Energy format, scaling applies only if energy is accumulated		R
42183	2	Peak Demand for Monitored Data Set 12 - Rate 0	FLOAT	0 to +9.999 E+09	data specific			R
42185	2	Coincident Demand for Monitored Data Set 12 - Rate 0	FLOAT	0 to +99999999 or 0 to ±1	data specific			R
42187	3	Timestamp for Monitored Data Set 12 - Rate 0 Peak & Coincident Demand	TSTAMP	21st Century	1 s			R
42191	2	Cumulative Demand for Monitored Data Set 12 - Rate 0	FLOAT	0 to +99999999	data specific			R
42193	2	Accumulator for Monitored Data Set 12 - Rate 0	SINT32	0 to +99999999	data specific	Energy format, scaling applies only if energy is accumulated		R
42195	2	Peak Demand for Monitored Data Set 13 - Rate 0	FLOAT	0 to +9.999 E+09	data specific			R
42197	2	Coincident Demand for Monitored Data Set 13 - Rate 0	FLOAT	0 to +99999999 or 0 to ±1	data specific			R
42199	3	Timestamp for Monitored Data Set 13 - Rate 0 Peak & Coincident Demand	TSTAMP	21st Century	1 s			R
42203	2	Cumulative Demand for Monitored Data Set 13 - Rate 0	FLOAT	0 to +99999999	data specific			R
42205	2	Accumulator for Monitored Data Set 14 - Rate 0	SINT32	0 to +99999999	data specific	Energy format, scaling applies only if energy is accumulated		R
42207	2	Peak Demand for Monitored Data Set 14 - Rate 0	FLOAT	0 to +9.999 E+09	data specific			R
42209	2	Coincident Demand for Monitored Data Set 14 - Rate 0	FLOAT	0 to +99999999 or 0 to ±1	data specific			R
42211	3	Timestamp for Monitored Data Set 14 - Rate 0 Peak & Coincident Demand	TSTAMP	21st Century	1 s			R
42215	2	Cumulative Demand for Monitored Data Set 14 - Rate 0	FLOAT	0 to +99999999	data specific			R
42217	2	Accumulator for Monitored Data Set 15 - Rate 0	SINT32	0 to +99999999	data specific	Energy format, scaling applies only if energy is accumulated		R
42219	2	Peak Demand for Monitored Data Set 15 - Rate 0	FLOAT	0 to +9.999 E+09	data specific			R
42221	2	Coincident Demand for Monitored Data Set 15 - Rate 0	FLOAT	0 to +99999999 or 0 to ±1	data specific			R
42223	3	Timestamp for Monitored Data Set 15 - Rate 0 Peak & Coincident Demand	TSTAMP	21st Century	1 s			R
42227	2	Cumulative Demand for Monitored Data Set 15 - Rate 0	FLOAT	0 to +99999999	data specific			R
42229	2	Accumulator for Monitored Data Set 16 - Rate 0	SINT32	0 to +99999999	data specific	Energy format, scaling applies only if energy is accumulated		R
42231	2	Peak Demand for Monitored Data Set 16 - Rate 0	FLOAT	0 to +9.999 E+09	data specific			R
42233	2	Coincident Demand for Monitored Data Set 16 - Rate 0	FLOAT	0 to +99999999 or 0 to ±1	data specific			R
42235	3	Timestamp for Monitored Data Set 16 - Rate 0 Peak & Coincident Demand	TSTAMP	21st Century	1 s			R
42239	2	Cumulative Demand for Monitored Data Set 16 - Rate 0	FLOAT	0 to +99999999	data specific			R

Reg#	Size	Description	Format	Value Range	Unit of measure or resolution	Comments	Factory default value	Acc
Current Month, initial season Block, Rate 1 (data accumulated before a mid-month season change)								
42241	2	Accumulator for Monitored Data Set 1 - Rate 1	SINT32	0 to +99999999	data specific	Energy format, scaling applies only if energy is accumulated		R
42243	2	Peak Demand for Monitored Data Set 1 - Rate 1	FLOAT	0 to +9.999 E+09	data specific			R
42245	2	Coincident Demand for Monitored Data Set 1 - Rate 1	FLOAT	0 to +99999999 or 0 to ±1	data specific			R
42247	3	Timestamp for Monitored Data Set 1 - Rate 1 Peak & Coincident Demand	TSTAMP	21st Century	1 s			R
42251	2	Cumulative Demand for Monitored Data Set 1 - Rate 1	FLOAT	0 to +99999999	data specific			R
42253	2	Accumulator for Monitored Data Set 2 - Rate 1	SINT32	0 to +99999999	data specific	Energy format, scaling applies only if energy is accumulated		R
42255	2	Peak Demand for Monitored Data Set 2 - Rate 1	FLOAT	0 to +9.999 E+09	data specific			R
42257	2	Coincident Demand for Monitored Data Set 2 - Rate 1	FLOAT	0 to +99999999 or 0 to ±1	data specific			R
42259	3	Timestamp for Monitored Data Set 2 - Rate 1 Peak & Coincident Demand	TSTAMP	21st Century	1 s			R
42263	2	Cumulative Demand for Monitored Data Set 2 - Rate 1	FLOAT	0 to +99999999	data specific			R
42265	2	Accumulator for Monitored Data Set 3 - Rate 1	SINT32	0 to +99999999	data specific	Energy format, scaling applies only if energy is accumulated		R
42267	2	Peak Demand for Monitored Data Set 3 - Rate 1	FLOAT	0 to +9.999 E+09	data specific			R
42269	2	Coincident Demand for Monitored Data Set 3 - Rate 1	FLOAT	0 to +99999999 or 0 to ±1	data specific			R
42271	3	Timestamp for Monitored Data Set 3 - Rate 1 Peak & Coincident Demand	TSTAMP	21st Century	1 s			R
42275	2	Cumulative Demand for Monitored Data Set 3 - Rate 1	FLOAT	0 to +99999999	data specific			R
42277	2	Accumulator for Monitored Data Set 4 - Rate 1	SINT32	0 to +99999999	data specific	Energy format, scaling applies only if energy is accumulated		R
42279	2	Peak Demand for Monitored Data Set 4 - Rate 1	FLOAT	0 to +9.999 E+09	data specific			R
42281	2	Coincident Demand for Monitored Data Set 4 - Rate 1	FLOAT	0 to +99999999 or 0 to ±1	data specific			R
42283	3	Timestamp for Monitored Data Set 4 - Rate 1 Peak & Coincident Demand	TSTAMP	21st Century	1 s			R
42287	2	Cumulative Demand for Monitored Data Set 4 - Rate 1	FLOAT	0 to +99999999	data specific			R
42289	2	Accumulator for Monitored Data Set 5 - Rate 1	SINT32	0 to +99999999	data specific	Energy format, scaling applies only if energy is accumulated		R
42291	2	Peak Demand for Monitored Data Set 5 - Rate 1	FLOAT	0 to +9.999 E+09	data specific			R
42293	2	Coincident Demand for Monitored Data Set 5 - Rate 1	FLOAT	0 to +99999999 or 0 to ±1	data specific			R
42295	3	Timestamp for Monitored Data Set 5 - Rate 1 Peak & Coincident Demand	TSTAMP	21st Century	1 s			R
42299	2	Cumulative Demand for Monitored Data Set 5 - Rate 1	FLOAT	0 to +99999999	data specific			R
42301	2	Accumulator for Monitored Data Set 6 - Rate 1	SINT32	0 to +99999999	data specific	Energy format, scaling applies only if energy is accumulated		R
42303	2	Peak Demand for Monitored Data Set 6 - Rate 1	FLOAT	0 to +9.999 E+09	data specific			R
42305	2	Coincident Demand for Monitored Data Set 6 - Rate 1	FLOAT	0 to +99999999 or 0 to ±1	data specific			R
42307	3	Timestamp for Monitored Data Set 6 - Rate 1 Peak & Coincident Demand	TSTAMP	21st Century	1 s			R
42311	2	Cumulative Demand for Monitored Data Set 6 - Rate 1	FLOAT	0 to +99999999	data specific			R
42313	2	Accumulator for Monitored Data Set 7 - Rate 1	SINT32	0 to +99999999	data specific	Energy format, scaling applies only if energy is accumulated		R
42315	2	Peak Demand for Monitored Data Set 7 - Rate 1	FLOAT	0 to +9.999 E+09	data specific			R
42317	2	Coincident Demand for Monitored Data Set 7 - Rate 1	FLOAT	0 to +99999999 or 0 to ±1	data specific			R
42319	3	Timestamp for Monitored Data Set 7 - Rate 1 Peak & Coincident Demand	TSTAMP	21st Century	1 s			R
42323	2	Cumulative Demand for Monitored Data Set 7 - Rate 1	FLOAT	0 to +99999999	data specific			R
42325	2	Accumulator for Monitored Data Set 8 - Rate 1	SINT32	0 to +99999999	data specific	Energy format, scaling applies only if energy is accumulated		R
42327	2	Peak Demand for Monitored Data Set 8 - Rate 1	FLOAT	0 to +9.999 E+09	data specific			R
42329	2	Coincident Demand for Monitored Data Set 8 - Rate 1	FLOAT	0 to +99999999 or 0 to ±1	data specific			R
42331	3	Timestamp for Monitored Data Set 8 - Rate 1 Peak & Coincident Demand	TSTAMP	21st Century	1 s			R
42335	2	Cumulative Demand for Monitored Data Set 8 - Rate 1	FLOAT	0 to +99999999	data specific			R

Reg#	Size	Description	Format	Value Range	Unit of measure or resolution	Comments	Factory default value	Acc
42337	2	Accumulator for Monitored Data Set 9 - Rate 1	SINT32	0 to +99999999	data specific	Energy format, scaling applies only if energy is accumulated		R
42339	2	Peak Demand for Monitored Data Set 9 - Rate 1	FLOAT	0 to +9.999 E+09	data specific			R
42341	2	Coincident Demand for Monitored Data Set 9 - Rate 1	FLOAT	0 to +99999999 or 0 to ±1	data specific			R
42343	3	Timestamp for Monitored Data Set 9 - Rate 1 Peak & Coincident Demand	TSTAMP	21st Century	1 s			R
42347	2	Cumulative Demand for Monitored Data Set 9 - Rate 1	FLOAT	0 to +99999999	data specific			R
42349	2	Accumulator for Monitored Data Set 10 - Rate 1	SINT32	0 to +99999999	data specific	Energy format, scaling applies only if energy is accumulated		R
42351	2	Peak Demand for Monitored Data Set 10 - Rate 1	FLOAT	0 to +9.999 E+09	data specific			R
42353	2	Coincident Demand for Monitored Data Set 10 - Rate 1	FLOAT	0 to +99999999 or 0 to ±1	data specific			R
42355	3	Timestamp for Monitored Data Set 10 - Rate 1 Peak & Coincident Demand	TSTAMP	21st Century	1 s			R
42359	2	Cumulative Demand for Monitored Data Set 10 - Rate 1	FLOAT	0 to +99999999	data specific			R
42361	2	Accumulator for Monitored Data Set 11 - Rate 1	SINT32	0 to +99999999	data specific	Energy format, scaling applies only if energy is accumulated		R
42363	2	Peak Demand for Monitored Data Set 11 - Rate 1	FLOAT	0 to +9.999 E+09	data specific			R
42365	2	Coincident Demand for Monitored Data Set 11 - Rate 1	FLOAT	0 to +99999999 or 0 to ±1	data specific			R
42367	3	Timestamp for Monitored Data Set 11 - Rate 1 Peak & Coincident Demand	TSTAMP	21st Century	1 s			R
42371	2	Cumulative Demand for Monitored Data Set 11 - Rate 1	FLOAT	0 to +99999999	data specific			R
42373	2	Accumulator for Monitored Data Set 12 - Rate 1	SINT32	0 to +99999999	data specific	Energy format, scaling applies only if energy is accumulated		R
42375	2	Peak Demand for Monitored Data Set 12 - Rate 1	FLOAT	0 to +9.999 E+09	data specific			R
42377	2	Coincident Demand for Monitored Data Set 12 - Rate 1	FLOAT	0 to +99999999 or 0 to ±1	data specific			R
42379	3	Timestamp for Monitored Data Set 12 - Rate 1 Peak & Coincident Demand	TSTAMP	21st Century	1 s			R
42383	2	Cumulative Demand for Monitored Data Set 12 - Rate 1	FLOAT	0 to +99999999	data specific			R
42385	2	Accumulator for Monitored Data Set 12 - Rate 1	SINT32	0 to +99999999	data specific	Energy format, scaling applies only if energy is accumulated		R
42387	2	Peak Demand for Monitored Data Set 13 - Rate 1	FLOAT	0 to +9.999 E+09	data specific			R
42389	2	Coincident Demand for Monitored Data Set 13 - Rate 1	FLOAT	0 to +99999999 or 0 to ±1	data specific			R
42391	3	Timestamp for Monitored Data Set 13 - Rate 1 Peak & Coincident Demand	TSTAMP	21st Century	1 s			R
42395	2	Cumulative Demand for Monitored Data Set 13 - Rate 1	FLOAT	0 to +99999999	data specific			R
42397	2	Accumulator for Monitored Data Set 14 - Rate 1	SINT32	0 to +99999999	data specific	Energy format, scaling applies only if energy is accumulated		R
42399	2	Peak Demand for Monitored Data Set 14 - Rate 1	FLOAT	0 to +9.999 E+09	data specific			R
42401	2	Coincident Demand for Monitored Data Set 14 - Rate 1	FLOAT	0 to +99999999 or 0 to ±1	data specific			R
42403	3	Timestamp for Monitored Data Set 14 - Rate 1 Peak & Coincident Demand	TSTAMP	21st Century	1 s			R
42407	2	Cumulative Demand for Monitored Data Set 14 - Rate 1	FLOAT	0 to +99999999	data specific			R
42409	2	Accumulator for Monitored Data Set 15 - Rate 1	SINT32	0 to +99999999	data specific	Energy format, scaling applies only if energy is accumulated		R
42411	2	Peak Demand for Monitored Data Set 15 - Rate 1	FLOAT	0 to +9.999 E+09	data specific			R
42413	2	Coincident Demand for Monitored Data Set 15 - Rate 1	FLOAT	0 to +99999999 or 0 to ±1	data specific			R
42415	3	Timestamp for Monitored Data Set 15 - Rate 1 Peak & Coincident Demand	TSTAMP	21st Century	1 s			R
42419	2	Cumulative Demand for Monitored Data Set 15 - Rate 1	FLOAT	0 to +99999999	data specific			R
42421	2	Accumulator for Monitored Data Set 16 - Rate 1	SINT32	0 to +99999999	data specific	Energy format, scaling applies only if energy is accumulated		R
42423	2	Peak Demand for Monitored Data Set 16 - Rate 1	FLOAT	0 to +9.999 E+09	data specific			R
42425	2	Coincident Demand for Monitored Data Set 16 - Rate 1	FLOAT	0 to +99999999 or 0 to ±1	data specific			R
42427	3	Timestamp for Monitored Data Set 16 - Rate 1 Peak & Coincident Demand	TSTAMP	21st Century	1 s			R
42431	2	Cumulative Demand for Monitored Data Set 16 - Rate 1	FLOAT	0 to +99999999	data specific			R

Reg#	Size	Description	Format	Value Range	Unit of measure or resolution	Comments	Factory default value	Acc
Current Month, initial season Block, Rate 2 (data accumulated before a mid-month season change)								
42433	2	Accumulator for Monitored Data Set 1 - Rate 2	SINT32	0 to +99999999	data specific	Energy format, scaling applies only if energy is accumulated		R
42435	2	Peak Demand for Monitored Data Set 1 - Rate 2	FLOAT	0 to +9.999 E+09	data specific			R
42437	2	Coincident Demand for Monitored Data Set 1 - Rate 2	FLOAT	0 to +99999999 or 0 to ±1	data specific			R
42439	3	Timestamp for Monitored Data Set 1 - Rate 2 Peak & Coincident Demand	TSTAMP	21st Century	1 s			R
42443	2	Cumulative Demand for Monitored Data Set 1 - Rate 2	FLOAT	0 to +99999999	data specific			R
42445	2	Accumulator for Monitored Data Set 2 - Rate 2	SINT32	0 to +99999999	data specific	Energy format, scaling applies only if energy is accumulated		R
42447	2	Peak Demand for Monitored Data Set 2 - Rate 2	FLOAT	0 to +9.999 E+09	data specific			R
42449	2	Coincident Demand for Monitored Data Set 2 - Rate 2	FLOAT	0 to +99999999 or 0 to ±1	data specific			R
42451	3	Timestamp for Monitored Data Set 2 - Rate 2 Peak & Coincident Demand	TSTAMP	21st Century	1 s			R
42455	2	Cumulative Demand for Monitored Data Set 2 - Rate 2	FLOAT	0 to +99999999	data specific			R
42457	2	Accumulator for Monitored Data Set 3 - Rate 2	SINT32	0 to +99999999	data specific	Energy format, scaling applies only if energy is accumulated		R
42459	2	Peak Demand for Monitored Data Set 3 - Rate 2	FLOAT	0 to +9.999 E+09	data specific			R
42461	2	Coincident Demand for Monitored Data Set 3 - Rate 2	FLOAT	0 to +99999999 or 0 to ±1	data specific			R
42463	3	Timestamp for Monitored Data Set 3 - Rate 2 Peak & Coincident Demand	TSTAMP	21st Century	1 s			R
42467	2	Cumulative Demand for Monitored Data Set 3 - Rate 2	FLOAT	0 to +99999999	data specific			R
42469	2	Accumulator for Monitored Data Set 4 - Rate 2	SINT32	0 to +99999999	data specific	Energy format, scaling applies only if energy is accumulated		R
42471	2	Peak Demand for Monitored Data Set 4 - Rate 2	FLOAT	0 to +9.999 E+09	data specific			R
42473	2	Coincident Demand for Monitored Data Set 4 - Rate 2	FLOAT	0 to +99999999 or 0 to ±1	data specific			R
42475	3	Timestamp for Monitored Data Set 4 - Rate 2 Peak & Coincident Demand	TSTAMP	21st Century	1 s			R
42479	2	Cumulative Demand for Monitored Data Set 4 - Rate 2	FLOAT	0 to +99999999	data specific			R
42481	2	Accumulator for Monitored Data Set 5 - Rate 2	SINT32	0 to +99999999	data specific	Energy format, scaling applies only if energy is accumulated		R
42483	2	Peak Demand for Monitored Data Set 5 - Rate 2	FLOAT	0 to +9.999 E+09	data specific			R
42485	2	Coincident Demand for Monitored Data Set 5 - Rate 2	FLOAT	0 to +99999999 or 0 to ±1	data specific			R
42487	3	Timestamp for Monitored Data Set 5 - Rate 2 Peak & Coincident Demand	TSTAMP	21st Century	1 s			R
42491	2	Cumulative Demand for Monitored Data Set 5 - Rate 2	FLOAT	0 to +99999999	data specific			R
42493	2	Accumulator for Monitored Data Set 6 - Rate 2	SINT32	0 to +99999999	data specific	Energy format, scaling applies only if energy is accumulated		R
42495	2	Peak Demand for Monitored Data Set 6 - Rate 2	FLOAT	0 to +9.999 E+09	data specific			R
42497	2	Coincident Demand for Monitored Data Set 6 - Rate 2	FLOAT	0 to +99999999 or 0 to ±1	data specific			R
42499	3	Timestamp for Monitored Data Set 6 - Rate 2 Peak & Coincident Demand	TSTAMP	21st Century	1 s			R
42503	2	Cumulative Demand for Monitored Data Set 6 - Rate 2	FLOAT	0 to +99999999	data specific			R
42505	2	Accumulator for Monitored Data Set 7 - Rate 2	SINT32	0 to +99999999	data specific	Energy format, scaling applies only if energy is accumulated		R
42507	2	Peak Demand for Monitored Data Set 7 - Rate 2	FLOAT	0 to +9.999 E+09	data specific			R
42509	2	Coincident Demand for Monitored Data Set 7 - Rate 2	FLOAT	0 to +99999999 or 0 to ±1	data specific			R
42511	3	Timestamp for Monitored Data Set 7 - Rate 2 Peak & Coincident Demand	TSTAMP	21st Century	1 s			R
42515	2	Cumulative Demand for Monitored Data Set 7 - Rate 2	FLOAT	0 to +99999999	data specific			R
42517	2	Accumulator for Monitored Data Set 8 - Rate 2	SINT32	0 to +99999999	data specific	Energy format, scaling applies only if energy is accumulated		R
42519	2	Peak Demand for Monitored Data Set 8 - Rate 2	FLOAT	0 to +9.999 E+09	data specific			R
42521	2	Coincident Demand for Monitored Data Set 8 - Rate 2	FLOAT	0 to +99999999 or 0 to ±1	data specific			R
42523	3	Timestamp for Monitored Data Set 8 - Rate 2 Peak & Coincident Demand	TSTAMP	21st Century	1 s			R
42527	2	Cumulative Demand for Monitored Data Set 8 - Rate 2	FLOAT	0 to +99999999	data specific			R

Reg#	Size	Description	Format	Value Range	Unit of measure or resolution	Comments	Factory default value	Acc
42529	2	Accumulator for Monitored Data Set 9 - Rate 2	SINT32	0 to +99999999	data specific	Energy format, scaling applies only if energy is accumulated		R
42531	2	Peak Demand for Monitored Data Set 9 - Rate 2	FLOAT	0 to +9.999 E+09	data specific			R
42533	2	Coincident Demand for Monitored Data Set 9 - Rate 2	FLOAT	0 to +99999999 or 0 to ±1	data specific			R
42535	3	Timestamp for Monitored Data Set 9 - Rate 2 Peak & Coincident Demand	TSTAMP	21st Century	1 s			R
42539	2	Cumulative Demand for Monitored Data Set 9 - Rate 2	FLOAT	0 to +99999999	data specific			R
42541	2	Accumulator for Monitored Data Set 10 - Rate 2	SINT32	0 to +99999999	data specific	Energy format, scaling applies only if energy is accumulated		R
42543	2	Peak Demand for Monitored Data Set 10 - Rate 2	FLOAT	0 to +9.999 E+09	data specific			R
42545	2	Coincident Demand for Monitored Data Set 10 - Rate 2	FLOAT	0 to +99999999 or 0 to ±1	data specific			R
42547	3	Timestamp for Monitored Data Set 10 - Rate 2 Peak & Coincident Demand	TSTAMP	21st Century	1 s			R
42551	2	Cumulative Demand for Monitored Data Set 10 - Rate 2	FLOAT	0 to +99999999	data specific			R
42553	2	Accumulator for Monitored Data Set 11 - Rate 2	SINT32	0 to +99999999	data specific	Energy format, scaling applies only if energy is accumulated		R
42555	2	Peak Demand for Monitored Data Set 11 - Rate 2	FLOAT	0 to +9.999 E+09	data specific			R
42557	2	Coincident Demand for Monitored Data Set 11 - Rate 2	FLOAT	0 to +99999999 or 0 to ±1	data specific			R
42559	3	Timestamp for Monitored Data Set 11 - Rate 2 Peak & Coincident Demand	TSTAMP	21st Century	1 s			R
42563	2	Cumulative Demand for Monitored Data Set 11 - Rate 2	FLOAT	0 to +99999999	data specific			R
42565	2	Accumulator for Monitored Data Set 12 - Rate 2	SINT32	0 to +99999999	data specific	Energy format, scaling applies only if energy is accumulated		R
42567	2	Peak Demand for Monitored Data Set 12 - Rate 2	FLOAT	0 to +9.999 E+09	data specific			R
42569	2	Coincident Demand for Monitored Data Set 12 - Rate 2	FLOAT	0 to +99999999 or 0 to ±1	data specific			R
42571	3	Timestamp for Monitored Data Set 12 - Rate 2 Peak & Coincident Demand	TSTAMP	21st Century	1 s			R
42575	2	Cumulative Demand for Monitored Data Set 12 - Rate 2	FLOAT	0 to +99999999	data specific			R
42577	2	Accumulator for Monitored Data Set 12 - Rate 2	SINT32	0 to +99999999	data specific	Energy format, scaling applies only if energy is accumulated		R
42579	2	Peak Demand for Monitored Data Set 13 - Rate 2	FLOAT	0 to +9.999 E+09	data specific			R
42581	2	Coincident Demand for Monitored Data Set 13 - Rate 2	FLOAT	0 to +99999999 or 0 to ±1	data specific			R
42583	3	Timestamp for Monitored Data Set 13 - Rate 2 Peak & Coincident Demand	TSTAMP	21st Century	1 s			R
42587	2	Cumulative Demand for Monitored Data Set 13 - Rate 2	FLOAT	0 to +99999999	data specific			R
42589	2	Accumulator for Monitored Data Set 14 - Rate 2	SINT32	0 to +99999999	data specific	Energy format, scaling applies only if energy is accumulated		R
42591	2	Peak Demand for Monitored Data Set 14 - Rate 2	FLOAT	0 to +9.999 E+09	data specific			R
42593	2	Coincident Demand for Monitored Data Set 14 - Rate 2	FLOAT	0 to +99999999 or 0 to ±1	data specific			R
42595	3	Timestamp for Monitored Data Set 14 - Rate 2 Peak & Coincident Demand	TSTAMP	21st Century	1 s			R
42599	2	Cumulative Demand for Monitored Data Set 14 - Rate 2	FLOAT	0 to +99999999	data specific			R
42601	2	Accumulator for Monitored Data Set 15 - Rate 2	SINT32	0 to +99999999	data specific	Energy format, scaling applies only if energy is accumulated		R
42603	2	Peak Demand for Monitored Data Set 15 - Rate 2	FLOAT	0 to +9.999 E+09	data specific			R
42605	2	Coincident Demand for Monitored Data Set 15 - Rate 2	FLOAT	0 to +99999999 or 0 to ±1	data specific			R
42607	3	Timestamp for Monitored Data Set 15 - Rate 2 Peak & Coincident Demand	TSTAMP	21st Century	1 s			R
42611	2	Cumulative Demand for Monitored Data Set 15 - Rate 2	FLOAT	0 to +99999999	data specific			R
42613	2	Accumulator for Monitored Data Set 16 - Rate 2	SINT32	0 to +99999999	data specific	Energy format, scaling applies only if energy is accumulated		R
42615	2	Peak Demand for Monitored Data Set 16 - Rate 2	FLOAT	0 to +9.999 E+09	data specific			R
42617	2	Coincident Demand for Monitored Data Set 16 - Rate 2	FLOAT	0 to +99999999 or 0 to ±1	data specific			R
42619	3	Timestamp for Monitored Data Set 16 - Rate 2 Peak & Coincident Demand	TSTAMP	21st Century	1 s			R
42623	2	Cumulative Demand for Monitored Data Set 16 - Rate 2	FLOAT	0 to +99999999	data specific			R

Reg#	Size	Description	Format	Value Range	Unit of measure or resolution	Comments	Factory default value	Acc
Current Month, initial season Block, Rate 3 (data accumulated before a mid-month season change)								
42625	2	Accumulator for Monitored Data Set 1 - Rate 3	SINT32	0 to +99999999	data specific	Energy format, scaling applies only if energy is accumulated		R
42627	2	Peak Demand for Monitored Data Set 1 - Rate 3	FLOAT	0 to +9.999 E+09	data specific			R
42629	2	Coincident Demand for Monitored Data Set 1 - Rate 3	FLOAT	0 to +99999999 or 0 to ±1	data specific			R
42631	3	Timestamp for Monitored Data Set 1 - Rate 3 Peak & Coincident Demand	TSTAMP	21st Century	1 s			R
42635	2	Cumulative Demand for Monitored Data Set 1 - Rate 3	FLOAT	0 to +99999999	data specific			R
42637	2	Accumulator for Monitored Data Set 2 - Rate 3	SINT32	0 to +99999999	data specific	Energy format, scaling applies only if energy is accumulated		R
42639	2	Peak Demand for Monitored Data Set 2 - Rate 3	FLOAT	0 to +9.999 E+09	data specific			R
42641	2	Coincident Demand for Monitored Data Set 2 - Rate 3	FLOAT	0 to +99999999 or 0 to ±1	data specific			R
42643	3	Timestamp for Monitored Data Set 2 - Rate 3 Peak & Coincident Demand	TSTAMP	21st Century	1 s			R
42647	2	Cumulative Demand for Monitored Data Set 2 - Rate 3	FLOAT	0 to +99999999	data specific			R
42649	2	Accumulator for Monitored Data Set 3 - Rate 3	SINT32	0 to +99999999	data specific	Energy format, scaling applies only if energy is accumulated		R
42651	2	Peak Demand for Monitored Data Set 3 - Rate 3	FLOAT	0 to +9.999 E+09	data specific			R
42653	2	Coincident Demand for Monitored Data Set 3 - Rate 3	FLOAT	0 to +99999999 or 0 to ±1	data specific			R
42655	3	Timestamp for Monitored Data Set 3 - Rate 3 Peak & Coincident Demand	TSTAMP	21st Century	1 s			R
42659	2	Cumulative Demand for Monitored Data Set 3 - Rate 3	FLOAT	0 to +99999999	data specific			R
42661	2	Accumulator for Monitored Data Set 4 - Rate 3	SINT32	0 to +99999999	data specific	Energy format, scaling applies only if energy is accumulated		R
42663	2	Peak Demand for Monitored Data Set 4 - Rate 3	FLOAT	0 to +9.999 E+09	data specific			R
42665	2	Coincident Demand for Monitored Data Set 4 - Rate 3	FLOAT	0 to +99999999 or 0 to ±1	data specific			R
42667	3	Timestamp for Monitored Data Set 4 - Rate 3 Peak & Coincident Demand	TSTAMP	21st Century	1 s			R
42671	2	Cumulative Demand for Monitored Data Set 4 - Rate 3	FLOAT	0 to +99999999	data specific			R
42673	2	Accumulator for Monitored Data Set 5 - Rate 3	SINT32	0 to +99999999	data specific	Energy format, scaling applies only if energy is accumulated		R
42675	2	Peak Demand for Monitored Data Set 5 - Rate 3	FLOAT	0 to +9.999 E+09	data specific			R
42677	2	Coincident Demand for Monitored Data Set 5 - Rate 3	FLOAT	0 to +99999999 or 0 to ±1	data specific			R
42679	3	Timestamp for Monitored Data Set 5 - Rate 3 Peak & Coincident Demand	TSTAMP	21st Century	1 s			R
42683	2	Cumulative Demand for Monitored Data Set 5 - Rate 3	FLOAT	0 to +99999999	data specific			R
42685	2	Accumulator for Monitored Data Set 6 - Rate 3	SINT32	0 to +99999999	data specific	Energy format, scaling applies only if energy is accumulated		R
42687	2	Peak Demand for Monitored Data Set 6 - Rate 3	FLOAT	0 to +9.999 E+09	data specific			R
42689	2	Coincident Demand for Monitored Data Set 6 - Rate 3	FLOAT	0 to +99999999 or 0 to ±1	data specific			R
42691	3	Timestamp for Monitored Data Set 6 - Rate 3 Peak & Coincident Demand	TSTAMP	21st Century	1 s			R
42695	2	Cumulative Demand for Monitored Data Set 6 - Rate 3	FLOAT	0 to +99999999	data specific			R
42697	2	Accumulator for Monitored Data Set 7 - Rate 3	SINT32	0 to +99999999	data specific	Energy format, scaling applies only if energy is accumulated		R
42699	2	Peak Demand for Monitored Data Set 7 - Rate 3	FLOAT	0 to +9.999 E+09	data specific			R
42701	2	Coincident Demand for Monitored Data Set 7 - Rate 3	FLOAT	0 to +99999999 or 0 to ±1	data specific			R
42703	3	Timestamp for Monitored Data Set 7 - Rate 3 Peak & Coincident Demand	TSTAMP	21st Century	1 s			R
42707	2	Cumulative Demand for Monitored Data Set 7 - Rate 3	FLOAT	0 to +99999999	data specific			R
42709	2	Accumulator for Monitored Data Set 8 - Rate 3	SINT32	0 to +99999999	data specific	Energy format, scaling applies only if energy is accumulated		R
42711	2	Peak Demand for Monitored Data Set 8 - Rate 3	FLOAT	0 to +9.999 E+09	data specific			R
42713	2	Coincident Demand for Monitored Data Set 8 - Rate 3	FLOAT	0 to +99999999 or 0 to ±1	data specific			R
42715	3	Timestamp for Monitored Data Set 8 - Rate 3 Peak & Coincident Demand	TSTAMP	21st Century	1 s			R
42719	2	Cumulative Demand for Monitored Data Set 8 - Rate 3	FLOAT	0 to +99999999	data specific			R

Reg#	Size	Description	Format	Value Range	Unit of measure or resolution	Comments	Factory default value	Acc
42721	2	Accumulator for Monitored Data Set 9 - Rate 3	SINT32	0 to +99999999	data specific	Energy format, scaling applies only if energy is accumulated		R
42723	2	Peak Demand for Monitored Data Set 9 - Rate 3	FLOAT	0 to +9.999 E+09	data specific			R
42725	2	Coincident Demand for Monitored Data Set 9 - Rate 3	FLOAT	0 to +99999999 or 0 to ±1	data specific			R
42727	3	Timestamp for Monitored Data Set 9 - Rate 3 Peak & Coincident Demand	TSTAMP	21st Century	1 s			R
42731	2	Cumulative Demand for Monitored Data Set 9 - Rate 3	FLOAT	0 to +99999999	data specific			R
42733	2	Accumulator for Monitored Data Set 10 - Rate 3	SINT32	0 to +99999999	data specific	Energy format, scaling applies only if energy is accumulated		R
42735	2	Peak Demand for Monitored Data Set 10 - Rate 3	FLOAT	0 to +9.999 E+09	data specific			R
42737	2	Coincident Demand for Monitored Data Set 10 - Rate 3	FLOAT	0 to +99999999 or 0 to ±1	data specific			R
42739	3	Timestamp for Monitored Data Set 10 - Rate 3 Peak & Coincident Demand	TSTAMP	21st Century	1 s			R
42743	2	Cumulative Demand for Monitored Data Set 10 - Rate 3	FLOAT	0 to +99999999	data specific			R
42745	2	Accumulator for Monitored Data Set 11 - Rate 3	SINT32	0 to +99999999	data specific	Energy format, scaling applies only if energy is accumulated		R
42747	2	Peak Demand for Monitored Data Set 11 - Rate 3	FLOAT	0 to +9.999 E+09	data specific			R
42749	2	Coincident Demand for Monitored Data Set 11 - Rate 3	FLOAT	0 to +99999999 or 0 to ±1	data specific			R
42751	3	Timestamp for Monitored Data Set 11 - Rate 3 Peak & Coincident Demand	TSTAMP	21st Century	1 s			R
42755	2	Cumulative Demand for Monitored Data Set 11 - Rate 3	FLOAT	0 to +99999999	data specific			R
42757	2	Accumulator for Monitored Data Set 12 - Rate 3	SINT32	0 to +99999999	data specific	Energy format, scaling applies only if energy is accumulated		R
42759	2	Peak Demand for Monitored Data Set 12 - Rate 3	FLOAT	0 to +9.999 E+09	data specific			R
42761	2	Coincident Demand for Monitored Data Set 12 - Rate 3	FLOAT	0 to +99999999 or 0 to ±1	data specific			R
42763	3	Timestamp for Monitored Data Set 12 - Rate 3 Peak & Coincident Demand	TSTAMP	21st Century	1 s			R
42767	2	Cumulative Demand for Monitored Data Set 12 - Rate 3	FLOAT	0 to +99999999	data specific			R
42769	2	Accumulator for Monitored Data Set 12 - Rate 3	SINT32	0 to +99999999	data specific	Energy format, scaling applies only if energy is accumulated		R
42771	2	Peak Demand for Monitored Data Set 13 - Rate 3	FLOAT	0 to +9.999 E+09	data specific			R
42773	2	Coincident Demand for Monitored Data Set 13 - Rate 3	FLOAT	0 to +99999999 or 0 to ±1	data specific			R
42775	3	Timestamp for Monitored Data Set 13 - Rate 3 Peak & Coincident Demand	TSTAMP	21st Century	1 s			R
42779	2	Cumulative Demand for Monitored Data Set 13 - Rate 3	FLOAT	0 to +99999999	data specific			R
42781	2	Accumulator for Monitored Data Set 14 - Rate 3	SINT32	0 to +99999999	data specific	Energy format, scaling applies only if energy is accumulated		R
42783	2	Peak Demand for Monitored Data Set 14 - Rate 3	FLOAT	0 to +9.999 E+09	data specific			R
42785	2	Coincident Demand for Monitored Data Set 14 - Rate 3	FLOAT	0 to +99999999 or 0 to ±1	data specific			R
42787	3	Timestamp for Monitored Data Set 14 - Rate 3 Peak & Coincident Demand	TSTAMP	21st Century	1 s			R
42791	2	Cumulative Demand for Monitored Data Set 14 - Rate 3	FLOAT	0 to +99999999	data specific			R
42793	2	Accumulator for Monitored Data Set 15 - Rate 3	SINT32	0 to +99999999	data specific	Energy format, scaling applies only if energy is accumulated		R
42795	2	Peak Demand for Monitored Data Set 15 - Rate 3	FLOAT	0 to +9.999 E+09	data specific			R
42797	2	Coincident Demand for Monitored Data Set 15 - Rate 3	FLOAT	0 to +99999999 or 0 to ±1	data specific			R
42799	3	Timestamp for Monitored Data Set 15 - Rate 3 Peak & Coincident Demand	TSTAMP	21st Century	1 s			R
42803	2	Cumulative Demand for Monitored Data Set 15 - Rate 3	FLOAT	0 to +99999999	data specific			R
42805	2	Accumulator for Monitored Data Set 16 - Rate 3	SINT32	0 to +99999999	data specific	Energy format, scaling applies only if energy is accumulated		R
42807	2	Peak Demand for Monitored Data Set 16 - Rate 3	FLOAT	0 to +9.999 E+09	data specific			R
42809	2	Coincident Demand for Monitored Data Set 16 - Rate 3	FLOAT	0 to +99999999 or 0 to ±1	data specific			R
42811	3	Timestamp for Monitored Data Set 16 - Rate 3 Peak & Coincident Demand	TSTAMP	21st Century	1 s			R
42815	2	Cumulative Demand for Monitored Data Set 16 - Rate 3	FLOAT	0 to +99999999	data specific			R

Reg#	Size	Description	Format	Value Range	Unit of measure or resolution	Comments	Factory default value	Acc
Current Month, initial season Block, Rate 4 (data accumulated before a mid-month season change)								
42817	2	Accumulator for Monitored Data Set 1 - Rate 4	SINT32	0 to +99999999	data specific	Energy format, scaling applies only if energy is accumulated		R
42819	2	Peak Demand for Monitored Data Set 1 - Rate 4	FLOAT	0 to +9.999 E+09	data specific			R
42821	2	Coincident Demand for Monitored Data Set 1 - Rate 4	FLOAT	0 to +99999999 or 0 to ±1	data specific			R
42823	3	Timestamp for Monitored Data Set 1 - Rate 4 Peak & Coincident Demand	TSTAMP	21st Century	1 s			R
42827	2	Cumulative Demand for Monitored Data Set 1 - Rate 4	FLOAT	0 to +99999999	data specific			R
42829	2	Accumulator for Monitored Data Set 2 - Rate 4	SINT32	0 to +99999999	data specific	Energy format, scaling applies only if energy is accumulated		R
42831	2	Peak Demand for Monitored Data Set 2 - Rate 4	FLOAT	0 to +9.999 E+09	data specific			R
42833	2	Coincident Demand for Monitored Data Set 2 - Rate 4	FLOAT	0 to +99999999 or 0 to ±1	data specific			R
42835	3	Timestamp for Monitored Data Set 2 - Rate 4 Peak & Coincident Demand	TSTAMP	21st Century	1 s			R
42839	2	Cumulative Demand for Monitored Data Set 2 - Rate 4	FLOAT	0 to +99999999	data specific			R
42841	2	Accumulator for Monitored Data Set 3 - Rate 4	SINT32	0 to +99999999	data specific	Energy format, scaling applies only if energy is accumulated		R
42843	2	Peak Demand for Monitored Data Set 3 - Rate 4	FLOAT	0 to +9.999 E+09	data specific			R
42845	2	Coincident Demand for Monitored Data Set 3 - Rate 4	FLOAT	0 to +99999999 or 0 to ±1	data specific			R
42847	3	Timestamp for Monitored Data Set 3 - Rate 4 Peak & Coincident Demand	TSTAMP	21st Century	1 s			R
42851	2	Cumulative Demand for Monitored Data Set 3 - Rate 4	FLOAT	0 to +99999999	data specific			R
42853	2	Accumulator for Monitored Data Set 4 - Rate 4	SINT32	0 to +99999999	data specific	Energy format, scaling applies only if energy is accumulated		R
42855	2	Peak Demand for Monitored Data Set 4 - Rate 4	FLOAT	0 to +9.999 E+09	data specific			R
42857	2	Coincident Demand for Monitored Data Set 4 - Rate 4	FLOAT	0 to +99999999 or 0 to ±1	data specific			R
42859	3	Timestamp for Monitored Data Set 4 - Rate 4 Peak & Coincident Demand	TSTAMP	21st Century	1 s			R
42863	2	Cumulative Demand for Monitored Data Set 4 - Rate 4	FLOAT	0 to +99999999	data specific			R
42865	2	Accumulator for Monitored Data Set 5 - Rate 4	SINT32	0 to +99999999	data specific	Energy format, scaling applies only if energy is accumulated		R
42867	2	Peak Demand for Monitored Data Set 5 - Rate 4	FLOAT	0 to +9.999 E+09	data specific			R
42869	2	Coincident Demand for Monitored Data Set 5 - Rate 4	FLOAT	0 to +99999999 or 0 to ±1	data specific			R
42871	3	Timestamp for Monitored Data Set 5 - Rate 4 Peak & Coincident Demand	TSTAMP	21st Century	1 s			R
42875	2	Cumulative Demand for Monitored Data Set 5 - Rate 4	FLOAT	0 to +99999999	data specific			R
42877	2	Accumulator for Monitored Data Set 6 - Rate 4	SINT32	0 to +99999999	data specific	Energy format, scaling applies only if energy is accumulated		R
42879	2	Peak Demand for Monitored Data Set 6 - Rate 4	FLOAT	0 to +9.999 E+09	data specific			R
42881	2	Coincident Demand for Monitored Data Set 6 - Rate 4	FLOAT	0 to +99999999 or 0 to ±1	data specific			R
42883	3	Timestamp for Monitored Data Set 6 - Rate 4 Peak & Coincident Demand	TSTAMP	21st Century	1 s			R
42887	2	Cumulative Demand for Monitored Data Set 6 - Rate 4	FLOAT	0 to +99999999	data specific			R
42889	2	Accumulator for Monitored Data Set 7 - Rate 4	SINT32	0 to +99999999	data specific	Energy format, scaling applies only if energy is accumulated		R
42891	2	Peak Demand for Monitored Data Set 7 - Rate 4	FLOAT	0 to +9.999 E+09	data specific			R
42893	2	Coincident Demand for Monitored Data Set 7 - Rate 4	FLOAT	0 to +99999999 or 0 to ±1	data specific			R
42895	3	Timestamp for Monitored Data Set 7 - Rate 4 Peak & Coincident Demand	TSTAMP	21st Century	1 s			R
42899	2	Cumulative Demand for Monitored Data Set 7 - Rate 4	FLOAT	0 to +99999999	data specific			R
42901	2	Accumulator for Monitored Data Set 8 - Rate 4	SINT32	0 to +99999999	data specific	Energy format, scaling applies only if energy is accumulated		R
42903	2	Peak Demand for Monitored Data Set 8 - Rate 4	FLOAT	0 to +9.999 E+09	data specific			R
42905	2	Coincident Demand for Monitored Data Set 8 - Rate 4	FLOAT	0 to +99999999 or 0 to ±1	data specific			R
42907	3	Timestamp for Monitored Data Set 8 - Rate 4 Peak & Coincident Demand	TSTAMP	21st Century	1 s			R
42911	2	Cumulative Demand for Monitored Data Set 8 - Rate 4	FLOAT	0 to +99999999	data specific			R

Reg#	Size	Description	Format	Value Range	Unit of measure or resolution	Comments	Factory default value	Acc
42913	2	Accumulator for Monitored Data Set 9 - Rate 4	SINT32	0 to +99999999	data specific	Energy format, scaling applies only if energy is accumulated		R
42915	2	Peak Demand for Monitored Data Set 9 - Rate 4	FLOAT	0 to +9.999 E+09	data specific			R
42917	2	Coincident Demand for Monitored Data Set 9 - Rate 4	FLOAT	0 to +99999999 or 0 to ±1	data specific			R
42919	3	Timestamp for Monitored Data Set 9 - Rate 4 Peak & Coincident Demand	TSTAMP	21st Century	1 s			R
42923	2	Cumulative Demand for Monitored Data Set 9 - Rate 4	FLOAT	0 to +99999999	data specific			R
42925	2	Accumulator for Monitored Data Set 10 - Rate 4	SINT32	0 to +99999999	data specific	Energy format, scaling applies only if energy is accumulated		R
42927	2	Peak Demand for Monitored Data Set 10 - Rate 4	FLOAT	0 to +9.999 E+09	data specific			R
42929	2	Coincident Demand for Monitored Data Set 10 - Rate 4	FLOAT	0 to +99999999 or 0 to ±1	data specific			R
42931	3	Timestamp for Monitored Data Set 10 - Rate 4 Peak & Coincident Demand	TSTAMP	21st Century	1 s			R
42935	2	Cumulative Demand for Monitored Data Set 10 - Rate 4	FLOAT	0 to +99999999	data specific			R
42937	2	Accumulator for Monitored Data Set 11 - Rate 4	SINT32	0 to +99999999	data specific	Energy format, scaling applies only if energy is accumulated		R
42939	2	Peak Demand for Monitored Data Set 11 - Rate 4	FLOAT	0 to +9.999 E+09	data specific			R
42941	2	Coincident Demand for Monitored Data Set 11 - Rate 4	FLOAT	0 to +99999999 or 0 to ±1	data specific			R
42943	3	Timestamp for Monitored Data Set 11 - Rate 4 Peak & Coincident Demand	TSTAMP	21st Century	1 s			R
42947	2	Cumulative Demand for Monitored Data Set 11 - Rate 4	FLOAT	0 to +99999999	data specific			R
42949	2	Accumulator for Monitored Data Set 12 - Rate 4	SINT32	0 to +99999999	data specific	Energy format, scaling applies only if energy is accumulated		R
42951	2	Peak Demand for Monitored Data Set 12 - Rate 4	FLOAT	0 to +9.999 E+09	data specific			R
42953	2	Coincident Demand for Monitored Data Set 12 - Rate 4	FLOAT	0 to +99999999 or 0 to ±1	data specific			R
42955	3	Timestamp for Monitored Data Set 12 - Rate 4 Peak & Coincident Demand	TSTAMP	21st Century	1 s			R
42959	2	Cumulative Demand for Monitored Data Set 12 - Rate 4	FLOAT	0 to +99999999	data specific			R
42961	2	Accumulator for Monitored Data Set 12 - Rate 4	SINT32	0 to +99999999	data specific	Energy format, scaling applies only if energy is accumulated		R
42963	2	Peak Demand for Monitored Data Set 13 - Rate 4	FLOAT	0 to +9.999 E+09	data specific			R
42965	2	Coincident Demand for Monitored Data Set 13 - Rate 4	FLOAT	0 to +99999999 or 0 to ±1	data specific			R
42967	3	Timestamp for Monitored Data Set 13 - Rate 4 Peak & Coincident Demand	TSTAMP	21st Century	1 s			R
42971	2	Cumulative Demand for Monitored Data Set 13 - Rate 4	FLOAT	0 to +99999999	data specific			R
42973	2	Accumulator for Monitored Data Set 14 - Rate 4	SINT32	0 to +99999999	data specific	Energy format, scaling applies only if energy is accumulated		R
42975	2	Peak Demand for Monitored Data Set 14 - Rate 4	FLOAT	0 to +9.999 E+09	data specific			R
42977	2	Coincident Demand for Monitored Data Set 14 - Rate 4	FLOAT	0 to +99999999 or 0 to ±1	data specific			R
42979	3	Timestamp for Monitored Data Set 14 - Rate 4 Peak & Coincident Demand	TSTAMP	21st Century	1 s			R
42983	2	Cumulative Demand for Monitored Data Set 14 - Rate 4	FLOAT	0 to +99999999	data specific			R
42985	2	Accumulator for Monitored Data Set 15 - Rate 4	SINT32	0 to +99999999	data specific	Energy format, scaling applies only if energy is accumulated		R
42987	2	Peak Demand for Monitored Data Set 15 - Rate 4	FLOAT	0 to +9.999 E+09	data specific			R
42989	2	Coincident Demand for Monitored Data Set 15 - Rate 4	FLOAT	0 to +99999999 or 0 to ±1	data specific			R
42991	3	Timestamp for Monitored Data Set 15 - Rate 4 Peak & Coincident Demand	TSTAMP	21st Century	1 s			R
42995	2	Cumulative Demand for Monitored Data Set 15 - Rate 4	FLOAT	0 to +99999999	data specific			R
42997	2	Accumulator for Monitored Data Set 16 - Rate 4	SINT32	0 to +99999999	data specific	Energy format, scaling applies only if energy is accumulated		R
42999	2	Peak Demand for Monitored Data Set 16 - Rate 4	FLOAT	0 to +9.999 E+09	data specific			R
43001	2	Coincident Demand for Monitored Data Set 16 - Rate 4	FLOAT	0 to +99999999 or 0 to ±1	data specific			R
43003	3	Timestamp for Monitored Data Set 16 - Rate 4 Peak & Coincident Demand	TSTAMP	21st Century	1 s			R
43007	2	Cumulative Demand for Monitored Data Set 16 - Rate 4	FLOAT	0 to +99999999	data specific			R

Reg#	Size	Description	Format	Value Range	Unit of measure or resolution	Comments	Factory default value	Acc
Current Month, final season Block, Rate 0 - Total (data accumulated after a mid-month season change; all zeroes until / unless the season changes)								
43009	2	Accumulator for Monitored Data Set 1 - Rate 0	SINT32	0 to +99999999	data specific	Energy format, scaling applies only if energy is accumulated		R
43011	2	Peak Demand for Monitored Data Set 1 - Rate 0	FLOAT	0 to +9.999 E+09	data specific			R
43013	2	Coincident Demand for Monitored Data Set 1 - Rate 0	FLOAT	0 to +99999999 or 0 to ±1	data specific			R
43015	3	Timestamp for Monitored Data Set 1 - Rate 0 Peak & Coincident Demand	TSTAMP	21st Century	1 s			R
43019	2	Cumulative Demand for Monitored Data Set 1 - Rate 0	FLOAT	0 to +99999999	data specific			R
43021	2	Accumulator for Monitored Data Set 2 - Rate 0	SINT32	0 to +99999999	data specific	Energy format, scaling applies only if energy is accumulated		R
43023	2	Peak Demand for Monitored Data Set 2 - Rate 0	FLOAT	0 to +9.999 E+09	data specific			R
43025	2	Coincident Demand for Monitored Data Set 2 - Rate 0	FLOAT	0 to +99999999 or 0 to ±1	data specific			R
43027	3	Timestamp for Monitored Data Set 2 - Rate 0 Peak & Coincident Demand	TSTAMP	21st Century	1 s			R
43031	2	Cumulative Demand for Monitored Data Set 2 - Rate 0	FLOAT	0 to +99999999	data specific			R
43033	2	Accumulator for Monitored Data Set 3 - Rate 0	SINT32	0 to +99999999	data specific	Energy format, scaling applies only if energy is accumulated		R
43035	2	Peak Demand for Monitored Data Set 3 - Rate 0	FLOAT	0 to +9.999 E+09	data specific			R
43037	2	Coincident Demand for Monitored Data Set 3 - Rate 0	FLOAT	0 to +99999999 or 0 to ±1	data specific			R
43039	3	Timestamp for Monitored Data Set 3 - Rate 0 Peak & Coincident Demand	TSTAMP	21st Century	1 s			R
43043	2	Cumulative Demand for Monitored Data Set 3 - Rate 0	FLOAT	0 to +99999999	data specific			R
43045	2	Accumulator for Monitored Data Set 4 - Rate 0	SINT32	0 to +99999999	data specific	Energy format, scaling applies only if energy is accumulated		R
43047	2	Peak Demand for Monitored Data Set 4 - Rate 0	FLOAT	0 to +9.999 E+09	data specific			R
43049	2	Coincident Demand for Monitored Data Set 4 - Rate 0	FLOAT	0 to +99999999 or 0 to ±1	data specific			R
43051	3	Timestamp for Monitored Data Set 4 - Rate 0 Peak & Coincident Demand	TSTAMP	21st Century	1 s			R
43055	2	Cumulative Demand for Monitored Data Set 4 - Rate 0	FLOAT	0 to +99999999	data specific			R
43057	2	Accumulator for Monitored Data Set 5 - Rate 0	SINT32	0 to +99999999	data specific	Energy format, scaling applies only if energy is accumulated		R
43059	2	Peak Demand for Monitored Data Set 5 - Rate 0	FLOAT	0 to +9.999 E+09	data specific			R
43061	2	Coincident Demand for Monitored Data Set 5 - Rate 0	FLOAT	0 to +99999999 or 0 to ±1	data specific			R
43063	3	Timestamp for Monitored Data Set 5 - Rate 0 Peak & Coincident Demand	TSTAMP	21st Century	1 s			R
43067	2	Cumulative Demand for Monitored Data Set 5 - Rate 0	FLOAT	0 to +99999999	data specific			R
43069	2	Accumulator for Monitored Data Set 6 - Rate 0	SINT32	0 to +99999999	data specific	Energy format, scaling applies only if energy is accumulated		R
43071	2	Peak Demand for Monitored Data Set 6 - Rate 0	FLOAT	0 to +9.999 E+09	data specific			R
43073	2	Coincident Demand for Monitored Data Set 6 - Rate 0	FLOAT	0 to +99999999 or 0 to ±1	data specific			R
43075	3	Timestamp for Monitored Data Set 6 - Rate 0 Peak & Coincident Demand	TSTAMP	21st Century	1 s			R
43079	2	Cumulative Demand for Monitored Data Set 6 - Rate 0	FLOAT	0 to +99999999	data specific			R
43081	2	Accumulator for Monitored Data Set 7 - Rate 0	SINT32	0 to +99999999	data specific	Energy format, scaling applies only if energy is accumulated		R
43083	2	Peak Demand for Monitored Data Set 7 - Rate 0	FLOAT	0 to +9.999 E+09	data specific			R
43085	2	Coincident Demand for Monitored Data Set 7 - Rate 0	FLOAT	0 to +99999999 or 0 to ±1	data specific			R
43087	3	Timestamp for Monitored Data Set 7 - Rate 0 Peak & Coincident Demand	TSTAMP	21st Century	1 s			R
43091	2	Cumulative Demand for Monitored Data Set 7 - Rate 0	FLOAT	0 to +99999999	data specific			R
43093	2	Accumulator for Monitored Data Set 8 - Rate 0	SINT32	0 to +99999999	data specific	Energy format, scaling applies only if energy is accumulated		R
43095	2	Peak Demand for Monitored Data Set 8 - Rate 0	FLOAT	0 to +9.999 E+09	data specific			R
43097	2	Coincident Demand for Monitored Data Set 8 - Rate 0	FLOAT	0 to +99999999 or 0 to ±1	data specific			R
43099	3	Timestamp for Monitored Data Set 8 - Rate 0 Peak & Coincident Demand	TSTAMP	21st Century	1 s			R
43103	2	Cumulative Demand for Monitored Data Set 8 - Rate 0	FLOAT	0 to +99999999	data specific			R

Reg#	Size	Description	Format	Value Range	Unit of measure or resolution	Comments	Factory default value	Acc
43105	2	Accumulator for Monitored Data Set 9 - Rate 0	SINT32	0 to +99999999	data specific	Energy format, scaling applies only if energy is accumulated		R
43107	2	Peak Demand for Monitored Data Set 9 - Rate 0	FLOAT	0 to +9.999 E+09	data specific			R
43109	2	Coincident Demand for Monitored Data Set 9 - Rate 0	FLOAT	0 to +99999999 or 0 to ±1	data specific			R
43111	3	Timestamp for Monitored Data Set 9 - Rate 0 Peak & Coincident Demand	TSTAMP	21st Century	1 s			R
43115	2	Cumulative Demand for Monitored Data Set 9 - Rate 0	FLOAT	0 to +99999999	data specific			R
43117	2	Accumulator for Monitored Data Set 10 - Rate 0	SINT32	0 to +99999999	data specific	Energy format, scaling applies only if energy is accumulated		R
43119	2	Peak Demand for Monitored Data Set 10 - Rate 0	FLOAT	0 to +9.999 E+09	data specific			R
43121	2	Coincident Demand for Monitored Data Set 10 - Rate 0	FLOAT	0 to +99999999 or 0 to ±1	data specific			R
43123	3	Timestamp for Monitored Data Set 10 - Rate 0 Peak & Coincident Demand	TSTAMP	21st Century	1 s			R
43127	2	Cumulative Demand for Monitored Data Set 10 - Rate 0	FLOAT	0 to +99999999	data specific			R
43129	2	Accumulator for Monitored Data Set 11 - Rate 0	SINT32	0 to +99999999	data specific	Energy format, scaling applies only if energy is accumulated		R
43131	2	Peak Demand for Monitored Data Set 11 - Rate 0	FLOAT	0 to +9.999 E+09	data specific			R
43133	2	Coincident Demand for Monitored Data Set 11 - Rate 0	FLOAT	0 to +99999999 or 0 to ±1	data specific			R
43135	3	Timestamp for Monitored Data Set 11 - Rate 0 Peak & Coincident Demand	TSTAMP	21st Century	1 s			R
43141	2	Accumulator for Monitored Data Set 12 - Rate 0	SINT32	0 to +99999999	data specific	Energy format, scaling applies only if energy is accumulated		R
43143	2	Peak Demand for Monitored Data Set 12 - Rate 0	FLOAT	0 to +9.999 E+09	data specific			R
43145	2	Coincident Demand for Monitored Data Set 12 - Rate 0	FLOAT	0 to +99999999 or 0 to ±1	data specific			R
43147	3	Timestamp for Monitored Data Set 12 - Rate 0 Peak & Coincident Demand	TSTAMP	21st Century	1 s			R
43151	2	Cumulative Demand for Monitored Data Set 12 - Rate 0	FLOAT	0 to +99999999	data specific			R
43153	2	Accumulator for Monitored Data Set 12 - Rate 0	SINT32	0 to +99999999	data specific	Energy format, scaling applies only if energy is accumulated		R
43155	2	Peak Demand for Monitored Data Set 13 - Rate 0	FLOAT	0 to +9.999 E+09	data specific			R
43157	2	Coincident Demand for Monitored Data Set 13 - Rate 0	FLOAT	0 to +99999999 or 0 to ±1	data specific			R
43159	3	Timestamp for Monitored Data Set 13 - Rate 0 Peak & Coincident Demand	TSTAMP	21st Century	1 s			R
43163	2	Cumulative Demand for Monitored Data Set 13 - Rate 0	FLOAT	0 to +99999999	data specific			R
43165	2	Accumulator for Monitored Data Set 14 - Rate 0	SINT32	0 to +99999999	data specific	Energy format, scaling applies only if energy is accumulated		R
43167	2	Peak Demand for Monitored Data Set 14 - Rate 0	FLOAT	0 to +9.999 E+09	data specific			R
43169	2	Coincident Demand for Monitored Data Set 14 - Rate 0	FLOAT	0 to +99999999 or 0 to ±1	data specific			R
43171	3	Timestamp for Monitored Data Set 14 - Rate 0 Peak & Coincident Demand	TSTAMP	21st Century	1 s			R
43175	2	Cumulative Demand for Monitored Data Set 14 - Rate 0	FLOAT	0 to +99999999	data specific			R
43177	2	Accumulator for Monitored Data Set 15 - Rate 0	SINT32	0 to +99999999	data specific	Energy format, scaling applies only if energy is accumulated		R
43179	2	Peak Demand for Monitored Data Set 15 - Rate 0	FLOAT	0 to +9.999 E+09	data specific			R
43181	2	Coincident Demand for Monitored Data Set 15 - Rate 0	FLOAT	0 to +99999999 or 0 to ±1	data specific			R
43183	3	Timestamp for Monitored Data Set 15 - Rate 0 Peak & Coincident Demand	TSTAMP	21st Century	1 s			R
43187	2	Cumulative Demand for Monitored Data Set 15 - Rate 0	FLOAT	0 to +99999999	data specific			R
43189	2	Accumulator for Monitored Data Set 16 - Rate 0	SINT32	0 to +99999999	data specific	Energy format, scaling applies only if energy is accumulated		R
43191	2	Peak Demand for Monitored Data Set 16 - Rate 0	FLOAT	0 to +9.999 E+09	data specific			R
43193	2	Coincident Demand for Monitored Data Set 16 - Rate 0	FLOAT	0 to +99999999 or 0 to ±1	data specific			R
43195	3	Timestamp for Monitored Data Set 16 - Rate 0 Peak & Coincident Demand	TSTAMP	21st Century	1 s			R
43199	2	Cumulative Demand for Monitored Data Set 16 - Rate 0	FLOAT	0 to +99999999	data specific			R

Reg#	Size	Description	Format	Value Range	Unit of measure or resolution	Comments	Factory default value	Acc
Current Month, final season Block, Rate 1 (data accumulated after a mid-month season change; all zeroes until / unless the season changes)								
43201	2	Accumulator for Monitored Data Set 1 - Rate 1	SINT32	0 to +99999999	data specific	Energy format, scaling applies only if energy is accumulated		R
43203	2	Peak Demand for Monitored Data Set 1 - Rate 1	FLOAT	0 to +9.999 E+09	data specific			R
43205	2	Coincident Demand for Monitored Data Set 1 - Rate 1	FLOAT	0 to +99999999 or 0 to ±1	data specific			R
43207	3	Timestamp for Monitored Data Set 1 - Rate 1 Peak & Coincident Demand	TSTAMP	21st Century	1 s			R
43211	2	Cumulative Demand for Monitored Data Set 1 - Rate 1	FLOAT	0 to +99999999	data specific			R
43213	2	Accumulator for Monitored Data Set 2 - Rate 1	SINT32	0 to +99999999	data specific	Energy format, scaling applies only if energy is accumulated		R
43215	2	Peak Demand for Monitored Data Set 2 - Rate 1	FLOAT	0 to +9.999 E+09	data specific			R
43217	2	Coincident Demand for Monitored Data Set 2 - Rate 1	FLOAT	0 to +99999999 or 0 to ±1	data specific			R
43219	3	Timestamp for Monitored Data Set 2 - Rate 1 Peak & Coincident Demand	TSTAMP	21st Century	1 s			R
43223	2	Cumulative Demand for Monitored Data Set 2 - Rate 1	FLOAT	0 to +99999999	data specific			R
43225	2	Accumulator for Monitored Data Set 3 - Rate 1	SINT32	0 to +99999999	data specific	Energy format, scaling applies only if energy is accumulated		R
43227	2	Peak Demand for Monitored Data Set 3 - Rate 1	FLOAT	0 to +9.999 E+09	data specific			R
43229	2	Coincident Demand for Monitored Data Set 3 - Rate 1	FLOAT	0 to +99999999 or 0 to ±1	data specific			R
43231	3	Timestamp for Monitored Data Set 3 - Rate 1 Peak & Coincident Demand	TSTAMP	21st Century	1 s			R
43235	2	Cumulative Demand for Monitored Data Set 3 - Rate 1	FLOAT	0 to +99999999	data specific			R
43237	2	Accumulator for Monitored Data Set 4 - Rate 1	SINT32	0 to +99999999	data specific	Energy format, scaling applies only if energy is accumulated		R
43239	2	Peak Demand for Monitored Data Set 4 - Rate 1	FLOAT	0 to +9.999 E+09	data specific			R
43241	2	Coincident Demand for Monitored Data Set 4 - Rate 1	FLOAT	0 to +99999999 or 0 to ±1	data specific			R
43243	3	Timestamp for Monitored Data Set 4 - Rate 1 Peak & Coincident Demand	TSTAMP	21st Century	1 s			R
43247	2	Cumulative Demand for Monitored Data Set 4 - Rate 1	FLOAT	0 to +99999999	data specific			R
43249	2	Accumulator for Monitored Data Set 5 - Rate 1	SINT32	0 to +99999999	data specific	Energy format, scaling applies only if energy is accumulated		R
43251	2	Peak Demand for Monitored Data Set 5 - Rate 1	FLOAT	0 to +9.999 E+09	data specific			R
43253	2	Coincident Demand for Monitored Data Set 5 - Rate 1	FLOAT	0 to +99999999 or 0 to ±1	data specific			R
43255	3	Timestamp for Monitored Data Set 5 - Rate 1 Peak & Coincident Demand	TSTAMP	21st Century	1 s			R
43259	2	Cumulative Demand for Monitored Data Set 5 - Rate 1	FLOAT	0 to +99999999	data specific			R
43261	2	Accumulator for Monitored Data Set 6 - Rate 1	SINT32	0 to +99999999	data specific	Energy format, scaling applies only if energy is accumulated		R
43263	2	Peak Demand for Monitored Data Set 6 - Rate 1	FLOAT	0 to +9.999 E+09	data specific			R
43265	2	Coincident Demand for Monitored Data Set 6 - Rate 1	FLOAT	0 to +99999999 or 0 to ±1	data specific			R
43267	3	Timestamp for Monitored Data Set 6 - Rate 1 Peak & Coincident Demand	TSTAMP	21st Century	1 s			R
43271	2	Cumulative Demand for Monitored Data Set 6 - Rate 1	FLOAT	0 to +99999999	data specific			R
43273	2	Accumulator for Monitored Data Set 7 - Rate 1	SINT32	0 to +99999999	data specific	Energy format, scaling applies only if energy is accumulated		R
43275	2	Peak Demand for Monitored Data Set 7 - Rate 1	FLOAT	0 to +9.999 E+09	data specific			R
43277	2	Coincident Demand for Monitored Data Set 7 - Rate 1	FLOAT	0 to +99999999 or 0 to ±1	data specific			R
43279	3	Timestamp for Monitored Data Set 7 - Rate 1 Peak & Coincident Demand	TSTAMP	21st Century	1 s			R
43283	2	Cumulative Demand for Monitored Data Set 7 - Rate 1	FLOAT	0 to +99999999	data specific			R
43285	2	Accumulator for Monitored Data Set 8 - Rate 1	SINT32	0 to +99999999	data specific	Energy format, scaling applies only if energy is accumulated		R
43287	2	Peak Demand for Monitored Data Set 8 - Rate 1	FLOAT	0 to +9.999 E+09	data specific			R
43289	2	Coincident Demand for Monitored Data Set 8 - Rate 1	FLOAT	0 to +99999999 or 0 to ±1	data specific			R
43291	3	Timestamp for Monitored Data Set 8 - Rate 1 Peak & Coincident Demand	TSTAMP	21st Century	1 s			R
43295	2	Cumulative Demand for Monitored Data Set 8 - Rate 1	FLOAT	0 to +99999999	data specific			R

Reg#	Size	Description	Format	Value Range	Unit of measure or resolution	Comments	Factory default value	Acc
43297	2	Accumulator for Monitored Data Set 9 - Rate 1	SINT32	0 to +99999999	data specific	Energy format, scaling applies only if energy is accumulated		R
43299	2	Peak Demand for Monitored Data Set 9 - Rate 1	FLOAT	0 to +9.999 E+09	data specific			R
43301	2	Coincident Demand for Monitored Data Set 9 - Rate 1	FLOAT	0 to +99999999 or 0 to ±1	data specific			R
43303	3	Timestamp for Monitored Data Set 9 - Rate 1 Peak & Coincident Demand	TSTAMP	21st Century	1 s			R
43307	2	Cumulative Demand for Monitored Data Set 9 - Rate 1	FLOAT	0 to +99999999	data specific			R
43309	2	Accumulator for Monitored Data Set 10 - Rate 1	SINT32	0 to +99999999	data specific	Energy format, scaling applies only if energy is accumulated		R
43311	2	Peak Demand for Monitored Data Set 10 - Rate 1	FLOAT	0 to +9.999 E+09	data specific			R
43313	2	Coincident Demand for Monitored Data Set 10 - Rate 1	FLOAT	0 to +99999999 or 0 to ±1	data specific			R
43315	3	Timestamp for Monitored Data Set 10 - Rate 1 Peak & Coincident Demand	TSTAMP	21st Century	1 s			R
43319	2	Cumulative Demand for Monitored Data Set 10 - Rate 1	FLOAT	0 to +99999999	data specific			R
43321	2	Accumulator for Monitored Data Set 11 - Rate 1	SINT32	0 to +99999999	data specific	Energy format, scaling applies only if energy is accumulated		R
43323	2	Peak Demand for Monitored Data Set 11 - Rate 1	FLOAT	0 to +9.999 E+09	data specific			R
43325	2	Coincident Demand for Monitored Data Set 11 - Rate 1	FLOAT	0 to +99999999 or 0 to ±1	data specific			R
43327	3	Timestamp for Monitored Data Set 11 - Rate 1 Peak & Coincident Demand	TSTAMP	21st Century	1 s			R
43331	2	Cumulative Demand for Monitored Data Set 11 - Rate 1	FLOAT	0 to +99999999	data specific			R
43333	2	Accumulator for Monitored Data Set 12 - Rate 1	SINT32	0 to +99999999	data specific	Energy format, scaling applies only if energy is accumulated		R
43335	2	Peak Demand for Monitored Data Set 12 - Rate 1	FLOAT	0 to +9.999 E+09	data specific			R
43337	2	Coincident Demand for Monitored Data Set 12 - Rate 1	FLOAT	0 to +99999999 or 0 to ±1	data specific			R
43339	3	Timestamp for Monitored Data Set 12 - Rate 1 Peak & Coincident Demand	TSTAMP	21st Century	1 s			R
43343	2	Cumulative Demand for Monitored Data Set 12 - Rate 1	FLOAT	0 to +99999999	data specific			R
43345	2	Accumulator for Monitored Data Set 12 - Rate 1	SINT32	0 to +99999999	data specific	Energy format, scaling applies only if energy is accumulated		R
43347	2	Peak Demand for Monitored Data Set 13 - Rate 1	FLOAT	0 to +9.999 E+09	data specific			R
43349	2	Coincident Demand for Monitored Data Set 13 - Rate 1	FLOAT	0 to +99999999 or 0 to ±1	data specific			R
43351	3	Timestamp for Monitored Data Set 13 - Rate 1 Peak & Coincident Demand	TSTAMP	21st Century	1 s			R
43355	2	Cumulative Demand for Monitored Data Set 13 - Rate 1	FLOAT	0 to +99999999	data specific			R
43357	2	Accumulator for Monitored Data Set 14 - Rate 1	SINT32	0 to +99999999	data specific	Energy format, scaling applies only if energy is accumulated		R
43359	2	Peak Demand for Monitored Data Set 14 - Rate 1	FLOAT	0 to +9.999 E+09	data specific			R
43361	2	Coincident Demand for Monitored Data Set 14 - Rate 1	FLOAT	0 to +99999999 or 0 to ±1	data specific			R
43363	3	Timestamp for Monitored Data Set 14 - Rate 1 Peak & Coincident Demand	TSTAMP	21st Century	1 s			R
43367	2	Cumulative Demand for Monitored Data Set 14 - Rate 1	FLOAT	0 to +99999999	data specific			R
43369	2	Accumulator for Monitored Data Set 15 - Rate 1	SINT32	0 to +99999999	data specific	Energy format, scaling applies only if energy is accumulated		R
43371	2	Peak Demand for Monitored Data Set 15 - Rate 1	FLOAT	0 to +9.999 E+09	data specific			R
43373	2	Coincident Demand for Monitored Data Set 15 - Rate 1	FLOAT	0 to +99999999 or 0 to ±1	data specific			R
43375	3	Timestamp for Monitored Data Set 15 - Rate 1 Peak & Coincident Demand	TSTAMP	21st Century	1 s			R
43379	2	Cumulative Demand for Monitored Data Set 15 - Rate 1	FLOAT	0 to +99999999	data specific			R
43381	2	Accumulator for Monitored Data Set 16 - Rate 1	SINT32	0 to +99999999	data specific	Energy format, scaling applies only if energy is accumulated		R
43383	2	Peak Demand for Monitored Data Set 16 - Rate 1	FLOAT	0 to +9.999 E+09	data specific			R
43385	2	Coincident Demand for Monitored Data Set 16 - Rate 1	FLOAT	0 to +99999999 or 0 to ±1	data specific			R
43387	3	Timestamp for Monitored Data Set 16 - Rate 1 Peak & Coincident Demand	TSTAMP	21st Century	1 s			R
43391	2	Cumulative Demand for Monitored Data Set 16 - Rate 1	FLOAT	0 to +99999999	data specific			R

Reg#	Size	Description	Format	Value Range	Unit of measure or resolution	Comments	Factory default value	Acc
Current Month, final season Block, Rate 2 (data accumulated after a mid-month season change; all zeroes until / unless the season changes)								
43393	2	Accumulator for Monitored Data Set 1 - Rate 2	SINT32	0 to +99999999	data specific	Energy format, scaling applies only if energy is accumulated		R
43395	2	Peak Demand for Monitored Data Set 1 - Rate 2	FLOAT	0 to +9.999 E+09	data specific			R
43397	2	Coincident Demand for Monitored Data Set 1 - Rate 2	FLOAT	0 to +99999999 or 0 to ±1	data specific			R
43399	3	Timestamp for Monitored Data Set 1 - Rate 2 Peak & Coincident Demand	TSTAMP	21st Century	1 s			R
43403	2	Cumulative Demand for Monitored Data Set 1 - Rate 2	FLOAT	0 to +99999999	data specific			R
43405	2	Accumulator for Monitored Data Set 2 - Rate 2	SINT32	0 to +99999999	data specific	Energy format, scaling applies only if energy is accumulated		R
43407	2	Peak Demand for Monitored Data Set 2 - Rate 2	FLOAT	0 to +9.999 E+09	data specific			R
43409	2	Coincident Demand for Monitored Data Set 2 - Rate 2	FLOAT	0 to +99999999 or 0 to ±1	data specific			R
43411	3	Timestamp for Monitored Data Set 2 - Rate 2 Peak & Coincident Demand	TSTAMP	21st Century	1 s			R
43415	2	Cumulative Demand for Monitored Data Set 2 - Rate 2	FLOAT	0 to +99999999	data specific			R
43417	2	Accumulator for Monitored Data Set 3 - Rate 2	SINT32	0 to +99999999	data specific	Energy format, scaling applies only if energy is accumulated		R
43419	2	Peak Demand for Monitored Data Set 3 - Rate 2	FLOAT	0 to +9.999 E+09	data specific			R
43421	2	Coincident Demand for Monitored Data Set 3 - Rate 2	FLOAT	0 to +99999999 or 0 to ±1	data specific			R
43423	3	Timestamp for Monitored Data Set 3 - Rate 2 Peak & Coincident Demand	TSTAMP	21st Century	1 s			R
43427	2	Cumulative Demand for Monitored Data Set 3 - Rate 2	FLOAT	0 to +99999999	data specific			R
43429	2	Accumulator for Monitored Data Set 4 - Rate 2	SINT32	0 to +99999999	data specific	Energy format, scaling applies only if energy is accumulated		R
43431	2	Peak Demand for Monitored Data Set 4 - Rate 2	FLOAT	0 to +9.999 E+09	data specific			R
43433	2	Coincident Demand for Monitored Data Set 4 - Rate 2	FLOAT	0 to +99999999 or 0 to ±1	data specific			R
43435	3	Timestamp for Monitored Data Set 4 - Rate 2 Peak & Coincident Demand	TSTAMP	21st Century	1 s			R
43439	2	Cumulative Demand for Monitored Data Set 4 - Rate 2	FLOAT	0 to +99999999	data specific			R
43441	2	Accumulator for Monitored Data Set 5 - Rate 2	SINT32	0 to +99999999	data specific	Energy format, scaling applies only if energy is accumulated		R
43443	2	Peak Demand for Monitored Data Set 5 - Rate 2	FLOAT	0 to +9.999 E+09	data specific			R
43445	2	Coincident Demand for Monitored Data Set 5 - Rate 2	FLOAT	0 to +99999999 or 0 to ±1	data specific			R
43447	3	Timestamp for Monitored Data Set 5 - Rate 2 Peak & Coincident Demand	TSTAMP	21st Century	1 s			R
43451	2	Cumulative Demand for Monitored Data Set 5 - Rate 2	FLOAT	0 to +99999999	data specific			R
43453	2	Accumulator for Monitored Data Set 6 - Rate 2	SINT32	0 to +99999999	data specific	Energy format, scaling applies only if energy is accumulated		R
43455	2	Peak Demand for Monitored Data Set 6 - Rate 2	FLOAT	0 to +9.999 E+09	data specific			R
43457	2	Coincident Demand for Monitored Data Set 6 - Rate 2	FLOAT	0 to +99999999 or 0 to ±1	data specific			R
43459	3	Timestamp for Monitored Data Set 6 - Rate 2 Peak & Coincident Demand	TSTAMP	21st Century	1 s			R
43463	2	Cumulative Demand for Monitored Data Set 6 - Rate 2	FLOAT	0 to +99999999	data specific			R
43465	2	Accumulator for Monitored Data Set 7 - Rate 2	SINT32	0 to +99999999	data specific	Energy format, scaling applies only if energy is accumulated		R
43467	2	Peak Demand for Monitored Data Set 7 - Rate 2	FLOAT	0 to +9.999 E+09	data specific			R
43469	2	Coincident Demand for Monitored Data Set 7 - Rate 2	FLOAT	0 to +99999999 or 0 to ±1	data specific			R
43471	3	Timestamp for Monitored Data Set 7 - Rate 2 Peak & Coincident Demand	TSTAMP	21st Century	1 s			R
43475	2	Cumulative Demand for Monitored Data Set 7 - Rate 2	FLOAT	0 to +99999999	data specific			R
43477	2	Accumulator for Monitored Data Set 8 - Rate 2	SINT32	0 to +99999999	data specific	Energy format, scaling applies only if energy is accumulated		R
43479	2	Peak Demand for Monitored Data Set 8 - Rate 2	FLOAT	0 to +9.999 E+09	data specific			R
43481	2	Coincident Demand for Monitored Data Set 8 - Rate 2	FLOAT	0 to +99999999 or 0 to ±1	data specific			R
43483	3	Timestamp for Monitored Data Set 8 - Rate 2 Peak & Coincident Demand	TSTAMP	21st Century	1 s			R
43487	2	Cumulative Demand for Monitored Data Set 8 - Rate 2	FLOAT	0 to +99999999	data specific			R

Reg#	Size	Description	Format	Value Range	Unit of measure or resolution	Comments	Factory default value	Acc
43489	2	Accumulator for Monitored Data Set 9 - Rate 2	SINT32	0 to +99999999	data specific	Energy format, scaling applies only if energy is accumulated		R
43491	2	Peak Demand for Monitored Data Set 9 - Rate 2	FLOAT	0 to +9.999 E+09	data specific			R
43493	2	Coincident Demand for Monitored Data Set 9 - Rate 2	FLOAT	0 to +99999999 or 0 to ±1	data specific			R
43495	3	Timestamp for Monitored Data Set 9 - Rate 2 Peak & Coincident Demand	TSTAMP	21st Century	1 s			R
43499	2	Cumulative Demand for Monitored Data Set 9 - Rate 2	FLOAT	0 to +99999999	data specific			R
43501	2	Accumulator for Monitored Data Set 10 - Rate 2	SINT32	0 to +99999999	data specific	Energy format, scaling applies only if energy is accumulated		R
43503	2	Peak Demand for Monitored Data Set 10 - Rate 2	FLOAT	0 to +9.999 E+09	data specific			R
43505	2	Coincident Demand for Monitored Data Set 10 - Rate 2	FLOAT	0 to +99999999 or 0 to ±1	data specific			R
43507	3	Timestamp for Monitored Data Set 10 - Rate 2 Peak & Coincident Demand	TSTAMP	21st Century	1 s			R
43511	2	Cumulative Demand for Monitored Data Set 10 - Rate 2	FLOAT	0 to +99999999	data specific			R
43513	2	Accumulator for Monitored Data Set 11 - Rate 2	SINT32	0 to +99999999	data specific	Energy format, scaling applies only if energy is accumulated		R
43515	2	Peak Demand for Monitored Data Set 11 - Rate 2	FLOAT	0 to +9.999 E+09	data specific			R
43517	2	Coincident Demand for Monitored Data Set 11 - Rate 2	FLOAT	0 to +99999999 or 0 to ±1	data specific			R
43519	3	Timestamp for Monitored Data Set 11 - Rate 2 Peak & Coincident Demand	TSTAMP	21st Century	1 s			R
43523	2	Cumulative Demand for Monitored Data Set 11 - Rate 2	FLOAT	0 to +99999999	data specific			R
43525	2	Accumulator for Monitored Data Set 12 - Rate 2	SINT32	0 to +99999999	data specific	Energy format, scaling applies only if energy is accumulated		R
43527	2	Peak Demand for Monitored Data Set 12 - Rate 2	FLOAT	0 to +9.999 E+09	data specific			R
43529	2	Coincident Demand for Monitored Data Set 12 - Rate 2	FLOAT	0 to +99999999 or 0 to ±1	data specific			R
43531	3	Timestamp for Monitored Data Set 12 - Rate 2 Peak & Coincident Demand	TSTAMP	21st Century	1 s			R
43535	2	Cumulative Demand for Monitored Data Set 12 - Rate 2	FLOAT	0 to +99999999	data specific			R
43537	2	Accumulator for Monitored Data Set 12 - Rate 2	SINT32	0 to +99999999	data specific	Energy format, scaling applies only if energy is accumulated		R
43539	2	Peak Demand for Monitored Data Set 13 - Rate 2	FLOAT	0 to +9.999 E+09	data specific			R
43541	2	Coincident Demand for Monitored Data Set 13 - Rate 2	FLOAT	0 to +99999999 or 0 to ±1	data specific			R
43543	3	Timestamp for Monitored Data Set 13 - Rate 2 Peak & Coincident Demand	TSTAMP	21st Century	1 s			R
43547	2	Cumulative Demand for Monitored Data Set 13 - Rate 2	FLOAT	0 to +99999999	data specific			R
43549	2	Accumulator for Monitored Data Set 14 - Rate 2	SINT32	0 to +99999999	data specific	Energy format, scaling applies only if energy is accumulated		R
43551	2	Peak Demand for Monitored Data Set 14 - Rate 2	FLOAT	0 to +9.999 E+09	data specific			R
43553	2	Coincident Demand for Monitored Data Set 14 - Rate 2	FLOAT	0 to +99999999 or 0 to ±1	data specific			R
43555	3	Timestamp for Monitored Data Set 14 - Rate 2 Peak & Coincident Demand	TSTAMP	21st Century	1 s			R
43559	2	Cumulative Demand for Monitored Data Set 14 - Rate 2	FLOAT	0 to +99999999	data specific			R
43561	2	Accumulator for Monitored Data Set 15 - Rate 2	SINT32	0 to +99999999	data specific	Energy format, scaling applies only if energy is accumulated		R
43563	2	Peak Demand for Monitored Data Set 15 - Rate 2	FLOAT	0 to +9.999 E+09	data specific			R
43565	2	Coincident Demand for Monitored Data Set 15 - Rate 2	FLOAT	0 to +99999999 or 0 to ±1	data specific			R
43567	3	Timestamp for Monitored Data Set 15 - Rate 2 Peak & Coincident Demand	TSTAMP	21st Century	1 s			R
43571	2	Cumulative Demand for Monitored Data Set 15 - Rate 2	FLOAT	0 to +99999999	data specific			R
43573	2	Accumulator for Monitored Data Set 16 - Rate 2	SINT32	0 to +99999999	data specific	Energy format, scaling applies only if energy is accumulated		R
43575	2	Peak Demand for Monitored Data Set 16 - Rate 2	FLOAT	0 to +9.999 E+09	data specific			R
43577	2	Coincident Demand for Monitored Data Set 16 - Rate 2	FLOAT	0 to +99999999 or 0 to ±1	data specific			R
43579	3	Timestamp for Monitored Data Set 16 - Rate 2 Peak & Coincident Demand	TSTAMP	21st Century	1 s			R
43583	2	Cumulative Demand for Monitored Data Set 16 - Rate 2	FLOAT	0 to +99999999	data specific			R

Reg#	Size	Description	Format	Value Range	Unit of measure or resolution	Comments	Factory default value	Acc
Current Month, final season Block, Rate 3 (data accumulated after a mid-month season change; all zeroes until / unless the season changes)								
43585	2	Accumulator for Monitored Data Set 1 - Rate 3	SINT32	0 to +99999999	data specific	Energy format, scaling applies only if energy is accumulated		R
43587	2	Peak Demand for Monitored Data Set 1 - Rate 3	FLOAT	0 to +9.999 E+09	data specific			R
43589	2	Coincident Demand for Monitored Data Set 1 - Rate 3	FLOAT	0 to +99999999 or 0 to ±1	data specific			R
43591	3	Timestamp for Monitored Data Set 1 - Rate 3 Peak & Coincident Demand	TSTAMP	21st Century	1 s			R
43595	2	Cumulative Demand for Monitored Data Set 1 - Rate 3	FLOAT	0 to +99999999	data specific			R
43597	2	Accumulator for Monitored Data Set 2 - Rate 3	SINT32	0 to +99999999	data specific	Energy format, scaling applies only if energy is accumulated		R
43599	2	Peak Demand for Monitored Data Set 2 - Rate 3	FLOAT	0 to +9.999 E+09	data specific			R
43601	2	Coincident Demand for Monitored Data Set 2 - Rate 3	FLOAT	0 to +99999999 or 0 to ±1	data specific			R
43603	3	Timestamp for Monitored Data Set 2 - Rate 3 Peak & Coincident Demand	TSTAMP	21st Century	1 s			R
43607	2	Cumulative Demand for Monitored Data Set 2 - Rate 3	FLOAT	0 to +99999999	data specific			R
43609	2	Accumulator for Monitored Data Set 3 - Rate 3	SINT32	0 to +99999999	data specific	Energy format, scaling applies only if energy is accumulated		R
43611	2	Peak Demand for Monitored Data Set 3 - Rate 3	FLOAT	0 to +9.999 E+09	data specific			R
43613	2	Coincident Demand for Monitored Data Set 3 - Rate 3	FLOAT	0 to +99999999 or 0 to ±1	data specific			R
43615	3	Timestamp for Monitored Data Set 3 - Rate 3 Peak & Coincident Demand	TSTAMP	21st Century	1 s			R
43619	2	Cumulative Demand for Monitored Data Set 3 - Rate 3	FLOAT	0 to +99999999	data specific			R
43621	2	Accumulator for Monitored Data Set 4 - Rate 3	SINT32	0 to +99999999	data specific	Energy format, scaling applies only if energy is accumulated		R
43623	2	Peak Demand for Monitored Data Set 4 - Rate 3	FLOAT	0 to +9.999 E+09	data specific			R
43625	2	Coincident Demand for Monitored Data Set 4 - Rate 3	FLOAT	0 to +99999999 or 0 to ±1	data specific			R
43627	3	Timestamp for Monitored Data Set 4 - Rate 3 Peak & Coincident Demand	TSTAMP	21st Century	1 s			R
43631	2	Cumulative Demand for Monitored Data Set 4 - Rate 3	FLOAT	0 to +99999999	data specific			R
43633	2	Accumulator for Monitored Data Set 5 - Rate 3	SINT32	0 to +99999999	data specific	Energy format, scaling applies only if energy is accumulated		R
43635	2	Peak Demand for Monitored Data Set 5 - Rate 3	FLOAT	0 to +9.999 E+09	data specific			R
43637	2	Coincident Demand for Monitored Data Set 5 - Rate 3	FLOAT	0 to +99999999 or 0 to ±1	data specific			R
43639	3	Timestamp for Monitored Data Set 5 - Rate 3 Peak & Coincident Demand	TSTAMP	21st Century	1 s			R
43643	2	Cumulative Demand for Monitored Data Set 5 - Rate 3	FLOAT	0 to +99999999	data specific			R
43645	2	Accumulator for Monitored Data Set 6 - Rate 3	SINT32	0 to +99999999	data specific	Energy format, scaling applies only if energy is accumulated		R
43647	2	Peak Demand for Monitored Data Set 6 - Rate 3	FLOAT	0 to +9.999 E+09	data specific			R
43649	2	Coincident Demand for Monitored Data Set 6 - Rate 3	FLOAT	0 to +99999999 or 0 to ±1	data specific			R
43651	3	Timestamp for Monitored Data Set 6 - Rate 3 Peak & Coincident Demand	TSTAMP	21st Century	1 s			R
43655	2	Cumulative Demand for Monitored Data Set 6 - Rate 3	FLOAT	0 to +99999999	data specific			R
43657	2	Accumulator for Monitored Data Set 7 - Rate 3	SINT32	0 to +99999999	data specific	Energy format, scaling applies only if energy is accumulated		R
43659	2	Peak Demand for Monitored Data Set 7 - Rate 3	FLOAT	0 to +9.999 E+09	data specific			R
43661	2	Coincident Demand for Monitored Data Set 7 - Rate 3	FLOAT	0 to +99999999 or 0 to ±1	data specific			R
43663	3	Timestamp for Monitored Data Set 7 - Rate 3 Peak & Coincident Demand	TSTAMP	21st Century	1 s			R
43667	2	Cumulative Demand for Monitored Data Set 7 - Rate 3	FLOAT	0 to +99999999	data specific			R
43669	2	Accumulator for Monitored Data Set 8 - Rate 3	SINT32	0 to +99999999	data specific	Energy format, scaling applies only if energy is accumulated		R
43671	2	Peak Demand for Monitored Data Set 8 - Rate 3	FLOAT	0 to +9.999 E+09	data specific			R
43673	2	Coincident Demand for Monitored Data Set 8 - Rate 3	FLOAT	0 to +99999999 or 0 to ±1	data specific			R
43675	3	Timestamp for Monitored Data Set 8 - Rate 3 Peak & Coincident Demand	TSTAMP	21st Century	1 s			R
43679	2	Cumulative Demand for Monitored Data Set 8 - Rate 3	FLOAT	0 to +99999999	data specific			R

Reg#	Size	Description	Format	Value Range	Unit of measure or resolution	Comments	Factory default value	Acc
43681	2	Accumulator for Monitored Data Set 9 - Rate 3	SINT32	0 to +99999999	data specific	Energy format, scaling applies only if energy is accumulated		R
43683	2	Peak Demand for Monitored Data Set 9 - Rate 3	FLOAT	0 to +9.999 E+09	data specific			R
43685	2	Coincident Demand for Monitored Data Set 9 - Rate 3	FLOAT	0 to +99999999 or 0 to ±1	data specific			R
43687	3	Timestamp for Monitored Data Set 9 - Rate 3 Peak & Coincident Demand	TSTAMP	21st Century	1 s			R
43691	2	Cumulative Demand for Monitored Data Set 9 - Rate 3	FLOAT	0 to +99999999	data specific			R
43693	2	Accumulator for Monitored Data Set 10 - Rate 3	SINT32	0 to +99999999	data specific	Energy format, scaling applies only if energy is accumulated		R
43695	2	Peak Demand for Monitored Data Set 10 - Rate 3	FLOAT	0 to +9.999 E+09	data specific			R
43697	2	Coincident Demand for Monitored Data Set 10 - Rate 3	FLOAT	0 to +99999999 or 0 to ±1	data specific			R
43699	3	Timestamp for Monitored Data Set 10 - Rate 3 Peak & Coincident Demand	TSTAMP	21st Century	1 s			R
43703	2	Cumulative Demand for Monitored Data Set 10 - Rate 3	FLOAT	0 to +99999999	data specific			R
43705	2	Accumulator for Monitored Data Set 11 - Rate 3	SINT32	0 to +99999999	data specific	Energy format, scaling applies only if energy is accumulated		R
43707	2	Peak Demand for Monitored Data Set 11 - Rate 3	FLOAT	0 to +9.999 E+09	data specific			R
43709	2	Coincident Demand for Monitored Data Set 11 - Rate 3	FLOAT	0 to +99999999 or 0 to ±1	data specific			R
43711	3	Timestamp for Monitored Data Set 11 - Rate 3 Peak & Coincident Demand	TSTAMP	21st Century	1 s			R
43715	2	Cumulative Demand for Monitored Data Set 11 - Rate 3	FLOAT	0 to +99999999	data specific			R
43717	2	Accumulator for Monitored Data Set 12 - Rate 3	SINT32	0 to +99999999	data specific	Energy format, scaling applies only if energy is accumulated		R
43719	2	Peak Demand for Monitored Data Set 12 - Rate 3	FLOAT	0 to +9.999 E+09	data specific			R
43721	2	Coincident Demand for Monitored Data Set 12 - Rate 3	FLOAT	0 to +99999999 or 0 to ±1	data specific			R
43723	3	Timestamp for Monitored Data Set 12 - Rate 3 Peak & Coincident Demand	TSTAMP	21st Century	1 s			R
43727	2	Cumulative Demand for Monitored Data Set 12 - Rate 3	FLOAT	0 to +99999999	data specific			R
43729	2	Accumulator for Monitored Data Set 12 - Rate 3	SINT32	0 to +99999999	data specific	Energy format, scaling applies only if energy is accumulated		R
43731	2	Peak Demand for Monitored Data Set 13 - Rate 3	FLOAT	0 to +9.999 E+09	data specific			R
43733	2	Coincident Demand for Monitored Data Set 13 - Rate 3	FLOAT	0 to +99999999 or 0 to ±1	data specific			R
43735	3	Timestamp for Monitored Data Set 13 - Rate 3 Peak & Coincident Demand	TSTAMP	21st Century	1 s			R
43739	2	Cumulative Demand for Monitored Data Set 13 - Rate 3	FLOAT	0 to +99999999	data specific			R
43741	2	Accumulator for Monitored Data Set 14 - Rate 3	SINT32	0 to +99999999	data specific	Energy format, scaling applies only if energy is accumulated		R
43743	2	Peak Demand for Monitored Data Set 14 - Rate 3	FLOAT	0 to +9.999 E+09	data specific			R
43745	2	Coincident Demand for Monitored Data Set 14 - Rate 3	FLOAT	0 to +99999999 or 0 to ±1	data specific			R
43747	3	Timestamp for Monitored Data Set 14 - Rate 3 Peak & Coincident Demand	TSTAMP	21st Century	1 s			R
43751	2	Cumulative Demand for Monitored Data Set 14 - Rate 3	FLOAT	0 to +99999999	data specific			R
43753	2	Accumulator for Monitored Data Set 15 - Rate 3	SINT32	0 to +99999999	data specific	Energy format, scaling applies only if energy is accumulated		R
43755	2	Peak Demand for Monitored Data Set 15 - Rate 3	FLOAT	0 to +9.999 E+09	data specific			R
43757	2	Coincident Demand for Monitored Data Set 15 - Rate 3	FLOAT	0 to +99999999 or 0 to ±1	data specific			R
43759	3	Timestamp for Monitored Data Set 15 - Rate 3 Peak & Coincident Demand	TSTAMP	21st Century	1 s			R
43763	2	Cumulative Demand for Monitored Data Set 15 - Rate 3	FLOAT	0 to +99999999	data specific			R
43765	2	Accumulator for Monitored Data Set 16 - Rate 3	SINT32	0 to +99999999	data specific	Energy format, scaling applies only if energy is accumulated		R
43767	2	Peak Demand for Monitored Data Set 16 - Rate 3	FLOAT	0 to +9.999 E+09	data specific			R
43769	2	Coincident Demand for Monitored Data Set 16 - Rate 3	FLOAT	0 to +99999999 or 0 to ±1	data specific			R
43771	3	Timestamp for Monitored Data Set 16 - Rate 3 Peak & Coincident Demand	TSTAMP	21st Century	1 s			R
43775	2	Cumulative Demand for Monitored Data Set 16 - Rate 3	FLOAT	0 to +99999999	data specific			R

Reg#	Size	Description	Format	Value Range	Unit of measure or resolution	Comments	Factory default value	Acc
Current Month, final season Block, Rate 4 (data accumulated after a mid-month season change; all zeroes until / unless the season changes)								
43777	2	Accumulator for Monitored Data Set 1 - Rate 4	SINT32	0 to +99999999	data specific	Energy format, scaling applies only if energy is accumulated		R
43779	2	Peak Demand for Monitored Data Set 1 - Rate 4	FLOAT	0 to +9.999 E+09	data specific			R
43781	2	Coincident Demand for Monitored Data Set 1 - Rate 4	FLOAT	0 to +99999999 or 0 to ±1	data specific			R
43783	3	Timestamp for Monitored Data Set 1 - Rate 4 Peak & Coincident Demand	TSTAMP	21st Century	1 s			R
43787	2	Cumulative Demand for Monitored Data Set 1 - Rate 4	FLOAT	0 to +99999999	data specific			R
43789	2	Accumulator for Monitored Data Set 2 - Rate 4	SINT32	0 to +99999999	data specific	Energy format, scaling applies only if energy is accumulated		R
43791	2	Peak Demand for Monitored Data Set 2 - Rate 4	FLOAT	0 to +9.999 E+09	data specific			R
43793	2	Coincident Demand for Monitored Data Set 2 - Rate 4	FLOAT	0 to +99999999 or 0 to ±1	data specific			R
43795	3	Timestamp for Monitored Data Set 2 - Rate 4 Peak & Coincident Demand	TSTAMP	21st Century	1 s			R
43799	2	Cumulative Demand for Monitored Data Set 2 - Rate 4	FLOAT	0 to +99999999	data specific			R
43801	2	Accumulator for Monitored Data Set 3 - Rate 4	SINT32	0 to +99999999	data specific	Energy format, scaling applies only if energy is accumulated		R
43803	2	Peak Demand for Monitored Data Set 3 - Rate 4	FLOAT	0 to +9.999 E+09	data specific			R
43805	2	Coincident Demand for Monitored Data Set 3 - Rate 4	FLOAT	0 to +99999999 or 0 to ±1	data specific			R
43807	3	Timestamp for Monitored Data Set 3 - Rate 4 Peak & Coincident Demand	TSTAMP	21st Century	1 s			R
43811	2	Cumulative Demand for Monitored Data Set 3 - Rate 4	FLOAT	0 to +99999999	data specific			R
43813	2	Accumulator for Monitored Data Set 4 - Rate 4	SINT32	0 to +99999999	data specific	Energy format, scaling applies only if energy is accumulated		R
43815	2	Peak Demand for Monitored Data Set 4 - Rate 4	FLOAT	0 to +9.999 E+09	data specific			R
43817	2	Coincident Demand for Monitored Data Set 4 - Rate 4	FLOAT	0 to +99999999 or 0 to ±1	data specific			R
43819	3	Timestamp for Monitored Data Set 4 - Rate 4 Peak & Coincident Demand	TSTAMP	21st Century	1 s			R
43823	2	Cumulative Demand for Monitored Data Set 4 - Rate 4	FLOAT	0 to +99999999	data specific			R
43825	2	Accumulator for Monitored Data Set 5 - Rate 4	SINT32	0 to +99999999	data specific	Energy format, scaling applies only if energy is accumulated		R
43827	2	Peak Demand for Monitored Data Set 5 - Rate 4	FLOAT	0 to +9.999 E+09	data specific			R
43829	2	Coincident Demand for Monitored Data Set 5 - Rate 4	FLOAT	0 to +99999999 or 0 to ±1	data specific			R
43831	3	Timestamp for Monitored Data Set 5 - Rate 4 Peak & Coincident Demand	TSTAMP	21st Century	1 s			R
43835	2	Cumulative Demand for Monitored Data Set 5 - Rate 4	FLOAT	0 to +99999999	data specific			R
43837	2	Accumulator for Monitored Data Set 6 - Rate 4	SINT32	0 to +99999999	data specific	Energy format, scaling applies only if energy is accumulated		R
43839	2	Peak Demand for Monitored Data Set 6 - Rate 4	FLOAT	0 to +9.999 E+09	data specific			R
43841	2	Coincident Demand for Monitored Data Set 6 - Rate 4	FLOAT	0 to +99999999 or 0 to ±1	data specific			R
43843	3	Timestamp for Monitored Data Set 6 - Rate 4 Peak & Coincident Demand	TSTAMP	21st Century	1 s			R
43847	2	Cumulative Demand for Monitored Data Set 6 - Rate 4	FLOAT	0 to +99999999	data specific			R
43849	2	Accumulator for Monitored Data Set 7 - Rate 4	SINT32	0 to +99999999	data specific	Energy format, scaling applies only if energy is accumulated		R
43851	2	Peak Demand for Monitored Data Set 7 - Rate 4	FLOAT	0 to +9.999 E+09	data specific			R
43853	2	Coincident Demand for Monitored Data Set 7 - Rate 4	FLOAT	0 to +99999999 or 0 to ±1	data specific			R
43855	3	Timestamp for Monitored Data Set 7 - Rate 4 Peak & Coincident Demand	TSTAMP	21st Century	1 s			R
43859	2	Cumulative Demand for Monitored Data Set 7 - Rate 4	FLOAT	0 to +99999999	data specific			R
43861	2	Accumulator for Monitored Data Set 8 - Rate 4	SINT32	0 to +99999999	data specific	Energy format, scaling applies only if energy is accumulated		R
43863	2	Peak Demand for Monitored Data Set 8 - Rate 4	FLOAT	0 to +9.999 E+09	data specific			R
43865	2	Coincident Demand for Monitored Data Set 8 - Rate 4	FLOAT	0 to +99999999 or 0 to ±1	data specific			R
43867	3	Timestamp for Monitored Data Set 8 - Rate 4 Peak & Coincident Demand	TSTAMP	21st Century	1 s			R
43871	2	Cumulative Demand for Monitored Data Set 8 - Rate 4	FLOAT	0 to +99999999	data specific			R

Reg#	Size	Description	Format	Value Range	Unit of measure or resolution	Comments	Factory default value	Acc
43873	2	Accumulator for Monitored Data Set 9 - Rate 4	SINT32	0 to +99999999	data specific	Energy format, scaling applies only if energy is accumulated		R
43875	2	Peak Demand for Monitored Data Set 9 - Rate 4	FLOAT	0 to +9.999 E+09	data specific			R
43877	2	Coincident Demand for Monitored Data Set 9 - Rate 4	FLOAT	0 to +99999999 or 0 to ±1	data specific			R
43879	3	Timestamp for Monitored Data Set 9 - Rate 4 Peak & Coincident Demand	TSTAMP	21st Century	1 s			R
43883	2	Cumulative Demand for Monitored Data Set 9 - Rate 4	FLOAT	0 to +99999999	data specific			R
43885	2	Accumulator for Monitored Data Set 10 - Rate 4	SINT32	0 to +99999999	data specific	Energy format, scaling applies only if energy is accumulated		R
43887	2	Peak Demand for Monitored Data Set 10 - Rate 4	FLOAT	0 to +9.999 E+09	data specific			R
43889	2	Coincident Demand for Monitored Data Set 10 - Rate 4	FLOAT	0 to +99999999 or 0 to ±1	data specific			R
43891	3	Timestamp for Monitored Data Set 10 - Rate 4 Peak & Coincident Demand	TSTAMP	21st Century	1 s			R
43895	2	Cumulative Demand for Monitored Data Set 10 - Rate 4	FLOAT	0 to +99999999	data specific			R
43897	2	Accumulator for Monitored Data Set 11 - Rate 4	SINT32	0 to +99999999	data specific	Energy format, scaling applies only if energy is accumulated		R
43899	2	Peak Demand for Monitored Data Set 11 - Rate 4	FLOAT	0 to +9.999 E+09	data specific			R
43901	2	Coincident Demand for Monitored Data Set 11 - Rate 4	FLOAT	0 to +99999999 or 0 to ±1	data specific			R
43903	3	Timestamp for Monitored Data Set 11 - Rate 4 Peak & Coincident Demand	TSTAMP	21st Century	1 s			R
43907	2	Cumulative Demand for Monitored Data Set 11 - Rate 4	FLOAT	0 to +99999999	data specific			R
43909	2	Accumulator for Monitored Data Set 12 - Rate 4	SINT32	0 to +99999999	data specific	Energy format, scaling applies only if energy is accumulated		R
43911	2	Peak Demand for Monitored Data Set 12 - Rate 4	FLOAT	0 to +9.999 E+09	data specific			R
43913	2	Coincident Demand for Monitored Data Set 12 - Rate 4	FLOAT	0 to +99999999 or 0 to ±1	data specific			R
43915	3	Timestamp for Monitored Data Set 12 - Rate 4 Peak & Coincident Demand	TSTAMP	21st Century	1 s			R
43919	2	Cumulative Demand for Monitored Data Set 12 - Rate 4	FLOAT	0 to +99999999	data specific			R
43921	2	Accumulator for Monitored Data Set 12 - Rate 4	SINT32	0 to +99999999	data specific	Energy format, scaling applies only if energy is accumulated		R
43923	2	Peak Demand for Monitored Data Set 13 - Rate 4	FLOAT	0 to +9.999 E+09	data specific			R
43925	2	Coincident Demand for Monitored Data Set 13 - Rate 4	FLOAT	0 to +99999999 or 0 to ±1	data specific			R
43927	3	Timestamp for Monitored Data Set 13 - Rate 4 Peak & Coincident Demand	TSTAMP	21st Century	1 s			R
43931	2	Cumulative Demand for Monitored Data Set 13 - Rate 4	FLOAT	0 to +99999999	data specific			R
43933	2	Accumulator for Monitored Data Set 14 - Rate 4	SINT32	0 to +99999999	data specific	Energy format, scaling applies only if energy is accumulated		R
43935	2	Peak Demand for Monitored Data Set 14 - Rate 4	FLOAT	0 to +9.999 E+09	data specific			R
43937	2	Coincident Demand for Monitored Data Set 14 - Rate 4	FLOAT	0 to +99999999 or 0 to ±1	data specific			R
43939	3	Timestamp for Monitored Data Set 14 - Rate 4 Peak & Coincident Demand	TSTAMP	21st Century	1 s			R
43943	2	Cumulative Demand for Monitored Data Set 14 - Rate 4	FLOAT	0 to +99999999	data specific			R
43945	2	Accumulator for Monitored Data Set 15 - Rate 4	SINT32	0 to +99999999	data specific	Energy format, scaling applies only if energy is accumulated		R
43947	2	Peak Demand for Monitored Data Set 15 - Rate 4	FLOAT	0 to +9.999 E+09	data specific			R
43949	2	Coincident Demand for Monitored Data Set 15 - Rate 4	FLOAT	0 to +99999999 or 0 to ±1	data specific			R
43951	3	Timestamp for Monitored Data Set 15 - Rate 4 Peak & Coincident Demand	TSTAMP	21st Century	1 s			R
43955	2	Cumulative Demand for Monitored Data Set 15 - Rate 4	FLOAT	0 to +99999999	data specific			R
43957	2	Accumulator for Monitored Data Set 16 - Rate 4	SINT32	0 to +99999999	data specific	Energy format, scaling applies only if energy is accumulated		R
43959	2	Peak Demand for Monitored Data Set 16 - Rate 4	FLOAT	0 to +9.999 E+09	data specific			R
43961	2	Coincident Demand for Monitored Data Set 16 - Rate 4	FLOAT	0 to +99999999 or 0 to ±1	data specific			R
43963	3	Timestamp for Monitored Data Set 16 - Rate 4 Peak & Coincident Demand	TSTAMP	21st Century	1 s			R
43967	2	Cumulative Demand for Monitored Data Set 16 - Rate 4	FLOAT	0 to +99999999	data specific			R

Reg#	Size	Description	Format	Value Range	Unit of measure or resolution	Comments	Factory default value	Acc
Prior Month, whole month Block, Rate 0 - Total (data accumulated over the whole month)								
43969	2	Accumulator for Monitored Data Set 1 - Rate 0	SINT32	0 to +99999999	data specific	Energy format, scaling applies only if energy is accumulated		R
43971	2	Peak Demand for Monitored Data Set 1 - Rate 0	FLOAT	0 to +9.999 E+09	data specific			R
43973	2	Coincident Demand for Monitored Data Set 1 - Rate 0	FLOAT	0 to +99999999 or 0 to ±1	data specific			R
43975	3	Timestamp for Monitored Data Set 1 - Rate 0 Peak & Coincident Demand	TSTAMP	21st Century	1 s			R
43979	2	Cumulative Demand for Monitored Data Set 1 - Rate 0	FLOAT	0 to +99999999	data specific			R
43981	2	Accumulator for Monitored Data Set 2 - Rate 0	SINT32	0 to +99999999	data specific	Energy format, scaling applies only if energy is accumulated		R
43983	2	Peak Demand for Monitored Data Set 2 - Rate 0	FLOAT	0 to +9.999 E+09	data specific			R
43985	2	Coincident Demand for Monitored Data Set 2 - Rate 0	FLOAT	0 to +99999999 or 0 to ±1	data specific			R
43987	3	Timestamp for Monitored Data Set 2 - Rate 0 Peak & Coincident Demand	TSTAMP	21st Century	1 s			R
43991	2	Cumulative Demand for Monitored Data Set 2 - Rate 0	FLOAT	0 to +99999999	data specific			R
43993	2	Accumulator for Monitored Data Set 3 - Rate 0	SINT32	0 to +99999999	data specific	Energy format, scaling applies only if energy is accumulated		R
43995	2	Peak Demand for Monitored Data Set 3 - Rate 0	FLOAT	0 to +9.999 E+09	data specific			R
43997	2	Coincident Demand for Monitored Data Set 3 - Rate 0	FLOAT	0 to +99999999 or 0 to ±1	data specific			R
43999	3	Timestamp for Monitored Data Set 3 - Rate 0 Peak & Coincident Demand	TSTAMP	21st Century	1 s			R
44003	2	Cumulative Demand for Monitored Data Set 3 - Rate 0	FLOAT	0 to +99999999	data specific			R
44005	2	Accumulator for Monitored Data Set 4 - Rate 0	SINT32	0 to +99999999	data specific	Energy format, scaling applies only if energy is accumulated		R
44007	2	Peak Demand for Monitored Data Set 4 - Rate 0	FLOAT	0 to +9.999 E+09	data specific			R
44009	2	Coincident Demand for Monitored Data Set 4 - Rate 0	FLOAT	0 to +99999999 or 0 to ±1	data specific			R
44011	3	Timestamp for Monitored Data Set 4 - Rate 0 Peak & Coincident Demand	TSTAMP	21st Century	1 s			R
44015	2	Cumulative Demand for Monitored Data Set 4 - Rate 0	FLOAT	0 to +99999999	data specific			R
44017	2	Accumulator for Monitored Data Set 5 - Rate 0	SINT32	0 to +99999999	data specific	Energy format, scaling applies only if energy is accumulated		R
44019	2	Peak Demand for Monitored Data Set 5 - Rate 0	FLOAT	0 to +9.999 E+09	data specific			R
44021	2	Coincident Demand for Monitored Data Set 5 - Rate 0	FLOAT	0 to +99999999 or 0 to ±1	data specific			R
44023	3	Timestamp for Monitored Data Set 5 - Rate 0 Peak & Coincident Demand	TSTAMP	21st Century	1 s			R
44027	2	Cumulative Demand for Monitored Data Set 5 - Rate 0	FLOAT	0 to +99999999	data specific			R
44029	2	Accumulator for Monitored Data Set 6 - Rate 0	SINT32	0 to +99999999	data specific	Energy format, scaling applies only if energy is accumulated		R
44031	2	Peak Demand for Monitored Data Set 6 - Rate 0	FLOAT	0 to +9.999 E+09	data specific			R
44033	2	Coincident Demand for Monitored Data Set 6 - Rate 0	FLOAT	0 to +99999999 or 0 to ±1	data specific			R
44035	3	Timestamp for Monitored Data Set 6 - Rate 0 Peak & Coincident Demand	TSTAMP	21st Century	1 s			R
44039	2	Cumulative Demand for Monitored Data Set 6 - Rate 0	FLOAT	0 to +99999999	data specific			R
44041	2	Accumulator for Monitored Data Set 7 - Rate 0	SINT32	0 to +99999999	data specific	Energy format, scaling applies only if energy is accumulated		R
44043	2	Peak Demand for Monitored Data Set 7 - Rate 0	FLOAT	0 to +9.999 E+09	data specific			R
44045	2	Coincident Demand for Monitored Data Set 7 - Rate 0	FLOAT	0 to +99999999 or 0 to ±1	data specific			R
44047	3	Timestamp for Monitored Data Set 7 - Rate 0 Peak & Coincident Demand	TSTAMP	21st Century	1 s			R
44051	2	Cumulative Demand for Monitored Data Set 7 - Rate 0	FLOAT	0 to +99999999	data specific			R
44053	2	Accumulator for Monitored Data Set 8 - Rate 0	SINT32	0 to +99999999	data specific	Energy format, scaling applies only if energy is accumulated		R
44055	2	Peak Demand for Monitored Data Set 8 - Rate 0	FLOAT	0 to +9.999 E+09	data specific			R
44057	2	Coincident Demand for Monitored Data Set 8 - Rate 0	FLOAT	0 to +99999999 or 0 to ±1	data specific			R
44059	3	Timestamp for Monitored Data Set 8 - Rate 0 Peak & Coincident Demand	TSTAMP	21st Century	1 s			R
44063	2	Cumulative Demand for Monitored Data Set 8 - Rate 0	FLOAT	0 to +99999999	data specific			R

Reg#	Size	Description	Format	Value Range	Unit of measure or resolution	Comments	Factory default value	Acc
44065	2	Accumulator for Monitored Data Set 9 - Rate 0	SINT32	0 to +99999999	data specific	Energy format, scaling applies only if energy is accumulated		R
44067	2	Peak Demand for Monitored Data Set 9 - Rate 0	FLOAT	0 to +9.999 E+09	data specific			R
44069	2	Coincident Demand for Monitored Data Set 9 - Rate 0	FLOAT	0 to +99999999 or 0 to ±1	data specific			R
44071	3	Timestamp for Monitored Data Set 9 - Rate 0 Peak & Coincident Demand	TSTAMP	21st Century	1 s			R
44075	2	Cumulative Demand for Monitored Data Set 9 - Rate 0	FLOAT	0 to +99999999	data specific			R
44077	2	Accumulator for Monitored Data Set 10 - Rate 0	SINT32	0 to +99999999	data specific	Energy format, scaling applies only if energy is accumulated		R
44079	2	Peak Demand for Monitored Data Set 10 - Rate 0	FLOAT	0 to +9.999 E+09	data specific			R
44081	2	Coincident Demand for Monitored Data Set 10 - Rate 0	FLOAT	0 to +99999999 or 0 to ±1	data specific			R
44083	3	Timestamp for Monitored Data Set 10 - Rate 0 Peak & Coincident Demand	TSTAMP	21st Century	1 s			R
44087	2	Cumulative Demand for Monitored Data Set 10 - Rate 0	FLOAT	0 to +99999999	data specific			R
44089	2	Accumulator for Monitored Data Set 11 - Rate 0	SINT32	0 to +99999999	data specific	Energy format, scaling applies only if energy is accumulated		R
44091	2	Peak Demand for Monitored Data Set 11 - Rate 0	FLOAT	0 to +9.999 E+09	data specific			R
44093	2	Coincident Demand for Monitored Data Set 11 - Rate 0	FLOAT	0 to +99999999 or 0 to ±1	data specific			R
44095	3	Timestamp for Monitored Data Set 11 - Rate 0 Peak & Coincident Demand	TSTAMP	21st Century	1 s			R
44099	2	Cumulative Demand for Monitored Data Set 11 - Rate 0	FLOAT	0 to +99999999	data specific			R
44101	2	Accumulator for Monitored Data Set 12 - Rate 0	SINT32	0 to +99999999	data specific	Energy format, scaling applies only if energy is accumulated		R
44103	2	Peak Demand for Monitored Data Set 12 - Rate 0	FLOAT	0 to +9.999 E+09	data specific			R
44105	2	Coincident Demand for Monitored Data Set 12 - Rate 0	FLOAT	0 to +99999999 or 0 to ±1	data specific			R
44107	3	Timestamp for Monitored Data Set 12 - Rate 0 Peak & Coincident Demand	TSTAMP	21st Century	1 s			R
44111	2	Cumulative Demand for Monitored Data Set 12 - Rate 0	FLOAT	0 to +99999999	data specific			R
44113	2	Accumulator for Monitored Data Set 12 - Rate 0	SINT32	0 to +99999999	data specific	Energy format, scaling applies only if energy is accumulated		R
44115	2	Peak Demand for Monitored Data Set 13 - Rate 0	FLOAT	0 to +9.999 E+09	data specific			R
44117	2	Coincident Demand for Monitored Data Set 13 - Rate 0	FLOAT	0 to +99999999 or 0 to ±1	data specific			R
44119	3	Timestamp for Monitored Data Set 13 - Rate 0 Peak & Coincident Demand	TSTAMP	21st Century	1 s			R
44123	2	Cumulative Demand for Monitored Data Set 13 - Rate 0	FLOAT	0 to +99999999	data specific			R
44125	2	Accumulator for Monitored Data Set 14 - Rate 0	SINT32	0 to +99999999	data specific	Energy format, scaling applies only if energy is accumulated		R
44127	2	Peak Demand for Monitored Data Set 14 - Rate 0	FLOAT	0 to +9.999 E+09	data specific			R
44129	2	Coincident Demand for Monitored Data Set 14 - Rate 0	FLOAT	0 to +99999999 or 0 to ±1	data specific			R
44131	3	Timestamp for Monitored Data Set 14 - Rate 0 Peak & Coincident Demand	TSTAMP	21st Century	1 s			R
44135	2	Cumulative Demand for Monitored Data Set 14 - Rate 0	FLOAT	0 to +99999999	data specific			R
44137	2	Accumulator for Monitored Data Set 15 - Rate 0	SINT32	0 to +99999999	data specific	Energy format, scaling applies only if energy is accumulated		R
44139	2	Peak Demand for Monitored Data Set 15 - Rate 0	FLOAT	0 to +9.999 E+09	data specific			R
44141	2	Coincident Demand for Monitored Data Set 15 - Rate 0	FLOAT	0 to +99999999 or 0 to ±1	data specific			R
44143	3	Timestamp for Monitored Data Set 15 - Rate 0 Peak & Coincident Demand	TSTAMP	21st Century	1 s			R
44147	2	Cumulative Demand for Monitored Data Set 15 - Rate 0	FLOAT	0 to +99999999	data specific			R
44149	2	Accumulator for Monitored Data Set 16 - Rate 0	SINT32	0 to +99999999	data specific	Energy format, scaling applies only if energy is accumulated		R
44151	2	Peak Demand for Monitored Data Set 16 - Rate 0	FLOAT	0 to +9.999 E+09	data specific			R
44153	2	Coincident Demand for Monitored Data Set 16 - Rate 0	FLOAT	0 to +99999999 or 0 to ±1	data specific			R
44155	3	Timestamp for Monitored Data Set 16 - Rate 0 Peak & Coincident Demand	TSTAMP	21st Century	1 s			R
44159	2	Cumulative Demand for Monitored Data Set 16 - Rate 0	FLOAT	0 to +99999999	data specific			R

Reg#	Size	Description	Format	Value Range	Unit of measure or resolution	Comments	Factory default value	Acc
Prior Month, whole month Block, Rate 1 (data accumulated over the whole month)								
44161	2	Accumulator for Monitored Data Set 1 - Rate 1	SINT32	0 to +99999999	data specific	Energy format, scaling applies only if energy is accumulated		R
44163	2	Peak Demand for Monitored Data Set 1 - Rate 1	FLOAT	0 to +9.999 E+09	data specific			R
44165	2	Coincident Demand for Monitored Data Set 1 - Rate 1	FLOAT	0 to +99999999 or 0 to ±1	data specific			R
44167	3	Timestamp for Monitored Data Set 1 - Rate 1 Peak & Coincident Demand	TSTAMP	21st Century	1 s			R
44171	2	Cumulative Demand for Monitored Data Set 1 - Rate 1	FLOAT	0 to +99999999	data specific			R
44173	2	Accumulator for Monitored Data Set 2 - Rate 1	SINT32	0 to +99999999	data specific	Energy format, scaling applies only if energy is accumulated		R
44175	2	Peak Demand for Monitored Data Set 2 - Rate 1	FLOAT	0 to +9.999 E+09	data specific			R
44177	2	Coincident Demand for Monitored Data Set 2 - Rate 1	FLOAT	0 to +99999999 or 0 to ±1	data specific			R
44179	3	Timestamp for Monitored Data Set 2 - Rate 1 Peak & Coincident Demand	TSTAMP	21st Century	1 s			R
44183	2	Cumulative Demand for Monitored Data Set 2 - Rate 1	FLOAT	0 to +99999999	data specific			R
44185	2	Accumulator for Monitored Data Set 3 - Rate 1	SINT32	0 to +99999999	data specific	Energy format, scaling applies only if energy is accumulated		R
44187	2	Peak Demand for Monitored Data Set 3 - Rate 1	FLOAT	0 to +9.999 E+09	data specific			R
44189	2	Coincident Demand for Monitored Data Set 3 - Rate 1	FLOAT	0 to +99999999 or 0 to ±1	data specific			R
44191	3	Timestamp for Monitored Data Set 3 - Rate 1 Peak & Coincident Demand	TSTAMP	21st Century	1 s			R
44195	2	Cumulative Demand for Monitored Data Set 3 - Rate 1	FLOAT	0 to +99999999	data specific			R
44197	2	Accumulator for Monitored Data Set 4 - Rate 1	SINT32	0 to +99999999	data specific	Energy format, scaling applies only if energy is accumulated		R
44199	2	Peak Demand for Monitored Data Set 4 - Rate 1	FLOAT	0 to +9.999 E+09	data specific			R
44201	2	Coincident Demand for Monitored Data Set 4 - Rate 1	FLOAT	0 to +99999999 or 0 to ±1	data specific			R
44203	3	Timestamp for Monitored Data Set 4 - Rate 1 Peak & Coincident Demand	TSTAMP	21st Century	1 s			R
44207	2	Cumulative Demand for Monitored Data Set 4 - Rate 1	FLOAT	0 to +99999999	data specific			R
44209	2	Accumulator for Monitored Data Set 5 - Rate 1	SINT32	0 to +99999999	data specific	Energy format, scaling applies only if energy is accumulated		R
44211	2	Peak Demand for Monitored Data Set 5 - Rate 1	FLOAT	0 to +9.999 E+09	data specific			R
44213	2	Coincident Demand for Monitored Data Set 5 - Rate 1	FLOAT	0 to +99999999 or 0 to ±1	data specific			R
44215	3	Timestamp for Monitored Data Set 5 - Rate 1 Peak & Coincident Demand	TSTAMP	21st Century	1 s			R
44219	2	Cumulative Demand for Monitored Data Set 5 - Rate 1	FLOAT	0 to +99999999	data specific			R
44221	2	Accumulator for Monitored Data Set 6 - Rate 1	SINT32	0 to +99999999	data specific	Energy format, scaling applies only if energy is accumulated		R
44223	2	Peak Demand for Monitored Data Set 6 - Rate 1	FLOAT	0 to +9.999 E+09	data specific			R
44225	2	Coincident Demand for Monitored Data Set 6 - Rate 1	FLOAT	0 to +99999999 or 0 to ±1	data specific			R
44227	3	Timestamp for Monitored Data Set 6 - Rate 1 Peak & Coincident Demand	TSTAMP	21st Century	1 s			R
44231	2	Cumulative Demand for Monitored Data Set 6 - Rate 1	FLOAT	0 to +99999999	data specific			R
44233	2	Accumulator for Monitored Data Set 7 - Rate 1	SINT32	0 to +99999999	data specific	Energy format, scaling applies only if energy is accumulated		R
44235	2	Peak Demand for Monitored Data Set 7 - Rate 1	FLOAT	0 to +9.999 E+09	data specific			R
44237	2	Coincident Demand for Monitored Data Set 7 - Rate 1	FLOAT	0 to +99999999 or 0 to ±1	data specific			R
44239	3	Timestamp for Monitored Data Set 7 - Rate 1 Peak & Coincident Demand	TSTAMP	21st Century	1 s			R
44243	2	Cumulative Demand for Monitored Data Set 7 - Rate 1	FLOAT	0 to +99999999	data specific			R
44245	2	Accumulator for Monitored Data Set 8 - Rate 1	SINT32	0 to +99999999	data specific	Energy format, scaling applies only if energy is accumulated		R
44247	2	Peak Demand for Monitored Data Set 8 - Rate 1	FLOAT	0 to +9.999 E+09	data specific			R
44249	2	Coincident Demand for Monitored Data Set 8 - Rate 1	FLOAT	0 to +99999999 or 0 to ±1	data specific			R
44251	3	Timestamp for Monitored Data Set 8 - Rate 1 Peak & Coincident Demand	TSTAMP	21st Century	1 s			R
44255	2	Cumulative Demand for Monitored Data Set 8 - Rate 1	FLOAT	0 to +99999999	data specific			R

Reg#	Size	Description	Format	Value Range	Unit of measure or resolution	Comments	Factory default value	Acc
44257	2	Accumulator for Monitored Data Set 9 - Rate 1	SINT32	0 to +99999999	data specific	Energy format, scaling applies only if energy is accumulated		R
44259	2	Peak Demand for Monitored Data Set 9 - Rate 1	FLOAT	0 to +9.999 E+09	data specific			R
44261	2	Coincident Demand for Monitored Data Set 9 - Rate 1	FLOAT	0 to +99999999 or 0 to ±1	data specific			R
44263	3	Timestamp for Monitored Data Set 9 - Rate 1 Peak & Coincident Demand	TSTAMP	21st Century	1 s			R
44267	2	Cumulative Demand for Monitored Data Set 9 - Rate 1	FLOAT	0 to +99999999	data specific			R
44269	2	Accumulator for Monitored Data Set 10 - Rate 1	SINT32	0 to +99999999	data specific	Energy format, scaling applies only if energy is accumulated		R
44271	2	Peak Demand for Monitored Data Set 10 - Rate 1	FLOAT	0 to +9.999 E+09	data specific			R
44273	2	Coincident Demand for Monitored Data Set 10 - Rate 1	FLOAT	0 to +99999999 or 0 to ±1	data specific			R
44275	3	Timestamp for Monitored Data Set 10 - Rate 1 Peak & Coincident Demand	TSTAMP	21st Century	1 s			R
44279	2	Cumulative Demand for Monitored Data Set 10 - Rate 1	FLOAT	0 to +99999999	data specific			R
44281	2	Accumulator for Monitored Data Set 11 - Rate 1	SINT32	0 to +99999999	data specific	Energy format, scaling applies only if energy is accumulated		R
44283	2	Peak Demand for Monitored Data Set 11 - Rate 1	FLOAT	0 to +9.999 E+09	data specific			R
44285	2	Coincident Demand for Monitored Data Set 11 - Rate 1	FLOAT	0 to +99999999 or 0 to ±1	data specific			R
44287	3	Timestamp for Monitored Data Set 11 - Rate 1 Peak & Coincident Demand	TSTAMP	21st Century	1 s			R
44291	2	Cumulative Demand for Monitored Data Set 11 - Rate 1	FLOAT	0 to +99999999	data specific			R
44293	2	Accumulator for Monitored Data Set 12 - Rate 1	SINT32	0 to +99999999	data specific	Energy format, scaling applies only if energy is accumulated		R
44295	2	Peak Demand for Monitored Data Set 12 - Rate 1	FLOAT	0 to +9.999 E+09	data specific			R
44297	2	Coincident Demand for Monitored Data Set 12 - Rate 1	FLOAT	0 to +99999999 or 0 to ±1	data specific			R
44299	3	Timestamp for Monitored Data Set 12 - Rate 1 Peak & Coincident Demand	TSTAMP	21st Century	1 s			R
44303	2	Cumulative Demand for Monitored Data Set 12 - Rate 1	FLOAT	0 to +99999999	data specific			R
44305	2	Accumulator for Monitored Data Set 12 - Rate 1	SINT32	0 to +99999999	data specific	Energy format, scaling applies only if energy is accumulated		R
44307	2	Peak Demand for Monitored Data Set 13 - Rate 1	FLOAT	0 to +9.999 E+09	data specific			R
44309	2	Coincident Demand for Monitored Data Set 13 - Rate 1	FLOAT	0 to +99999999 or 0 to ±1	data specific			R
44311	3	Timestamp for Monitored Data Set 13 - Rate 1 Peak & Coincident Demand	TSTAMP	21st Century	1 s			R
44315	2	Cumulative Demand for Monitored Data Set 13 - Rate 1	FLOAT	0 to +99999999	data specific			R
44317	2	Accumulator for Monitored Data Set 14 - Rate 1	SINT32	0 to +99999999	data specific	Energy format, scaling applies only if energy is accumulated		R
44319	2	Peak Demand for Monitored Data Set 14 - Rate 1	FLOAT	0 to +9.999 E+09	data specific			R
44321	2	Coincident Demand for Monitored Data Set 14 - Rate 1	FLOAT	0 to +99999999 or 0 to ±1	data specific			R
44323	3	Timestamp for Monitored Data Set 14 - Rate 1 Peak & Coincident Demand	TSTAMP	21st Century	1 s			R
44327	2	Cumulative Demand for Monitored Data Set 14 - Rate 1	FLOAT	0 to +99999999	data specific			R
44329	2	Accumulator for Monitored Data Set 15 - Rate 1	SINT32	0 to +99999999	data specific	Energy format, scaling applies only if energy is accumulated		R
44331	2	Peak Demand for Monitored Data Set 15 - Rate 1	FLOAT	0 to +9.999 E+09	data specific			R
44333	2	Coincident Demand for Monitored Data Set 15 - Rate 1	FLOAT	0 to +99999999 or 0 to ±1	data specific			R
44335	3	Timestamp for Monitored Data Set 15 - Rate 1 Peak & Coincident Demand	TSTAMP	21st Century	1 s			R
44339	2	Cumulative Demand for Monitored Data Set 15 - Rate 1	FLOAT	0 to +99999999	data specific			R
44341	2	Accumulator for Monitored Data Set 16 - Rate 1	SINT32	0 to +99999999	data specific	Energy format, scaling applies only if energy is accumulated		R
44343	2	Peak Demand for Monitored Data Set 16 - Rate 1	FLOAT	0 to +9.999 E+09	data specific			R
44345	2	Coincident Demand for Monitored Data Set 16 - Rate 1	FLOAT	0 to +99999999 or 0 to ±1	data specific			R
44347	3	Timestamp for Monitored Data Set 16 - Rate 1 Peak & Coincident Demand	TSTAMP	21st Century	1 s			R
44351	2	Cumulative Demand for Monitored Data Set 16 - Rate 1	FLOAT	0 to +99999999	data specific			R

Reg#	Size	Description	Format	Value Range	Unit of measure or resolution	Comments	Factory default value	Acc
Prior Month, whole month Block, Rate 2 (data accumulated over the whole month)								
44353	2	Accumulator for Monitored Data Set 1 - Rate 2	SINT32	0 to +99999999	data specific	Energy format, scaling applies only if energy is accumulated		R
44355	2	Peak Demand for Monitored Data Set 1 - Rate 2	FLOAT	0 to +9.999 E+09	data specific			R
44357	2	Coincident Demand for Monitored Data Set 1 - Rate 2	FLOAT	0 to +99999999 or 0 to ±1	data specific			R
44359	3	Timestamp for Monitored Data Set 1 - Rate 2 Peak & Coincident Demand	TSTAMP	21st Century	1 s			R
44363	2	Cumulative Demand for Monitored Data Set 1 - Rate 2	FLOAT	0 to +99999999	data specific			R
44365	2	Accumulator for Monitored Data Set 2 - Rate 2	SINT32	0 to +99999999	data specific	Energy format, scaling applies only if energy is accumulated		R
44367	2	Peak Demand for Monitored Data Set 2 - Rate 2	FLOAT	0 to +9.999 E+09	data specific			R
44369	2	Coincident Demand for Monitored Data Set 2 - Rate 2	FLOAT	0 to +99999999 or 0 to ±1	data specific			R
44371	3	Timestamp for Monitored Data Set 2 - Rate 2 Peak & Coincident Demand	TSTAMP	21st Century	1 s			R
44375	2	Cumulative Demand for Monitored Data Set 2 - Rate 2	FLOAT	0 to +99999999	data specific			R
44377	2	Accumulator for Monitored Data Set 3 - Rate 2	SINT32	0 to +99999999	data specific	Energy format, scaling applies only if energy is accumulated		R
44379	2	Peak Demand for Monitored Data Set 3 - Rate 2	FLOAT	0 to +9.999 E+09	data specific			R
44381	2	Coincident Demand for Monitored Data Set 3 - Rate 2	FLOAT	0 to +99999999 or 0 to ±1	data specific			R
44383	3	Timestamp for Monitored Data Set 3 - Rate 2 Peak & Coincident Demand	TSTAMP	21st Century	1 s			R
44387	2	Cumulative Demand for Monitored Data Set 3 - Rate 2	FLOAT	0 to +99999999	data specific			R
44389	2	Accumulator for Monitored Data Set 4 - Rate 2	SINT32	0 to +99999999	data specific	Energy format, scaling applies only if energy is accumulated		R
44391	2	Peak Demand for Monitored Data Set 4 - Rate 2	FLOAT	0 to +9.999 E+09	data specific			R
44393	2	Coincident Demand for Monitored Data Set 4 - Rate 2	FLOAT	0 to +99999999 or 0 to ±1	data specific			R
44395	3	Timestamp for Monitored Data Set 4 - Rate 2 Peak & Coincident Demand	TSTAMP	21st Century	1 s			R
44399	2	Cumulative Demand for Monitored Data Set 4 - Rate 2	FLOAT	0 to +99999999	data specific			R
44401	2	Accumulator for Monitored Data Set 5 - Rate 2	SINT32	0 to +99999999	data specific	Energy format, scaling applies only if energy is accumulated		R
44403	2	Peak Demand for Monitored Data Set 5 - Rate 2	FLOAT	0 to +9.999 E+09	data specific			R
44405	2	Coincident Demand for Monitored Data Set 5 - Rate 2	FLOAT	0 to +99999999 or 0 to ±1	data specific			R
44407	3	Timestamp for Monitored Data Set 5 - Rate 2 Peak & Coincident Demand	TSTAMP	21st Century	1 s			R
44411	2	Cumulative Demand for Monitored Data Set 5 - Rate 2	FLOAT	0 to +99999999	data specific			R
44413	2	Accumulator for Monitored Data Set 6 - Rate 2	SINT32	0 to +99999999	data specific	Energy format, scaling applies only if energy is accumulated		R
44415	2	Peak Demand for Monitored Data Set 6 - Rate 2	FLOAT	0 to +9.999 E+09	data specific			R
44417	2	Coincident Demand for Monitored Data Set 6 - Rate 2	FLOAT	0 to +99999999 or 0 to ±1	data specific			R
44419	3	Timestamp for Monitored Data Set 6 - Rate 2 Peak & Coincident Demand	TSTAMP	21st Century	1 s			R
44423	2	Cumulative Demand for Monitored Data Set 6 - Rate 2	FLOAT	0 to +99999999	data specific			R
44425	2	Accumulator for Monitored Data Set 7 - Rate 2	SINT32	0 to +99999999	data specific	Energy format, scaling applies only if energy is accumulated		R
44427	2	Peak Demand for Monitored Data Set 7 - Rate 2	FLOAT	0 to +9.999 E+09	data specific			R
44429	2	Coincident Demand for Monitored Data Set 7 - Rate 2	FLOAT	0 to +99999999 or 0 to ±1	data specific			R
44431	3	Timestamp for Monitored Data Set 7 - Rate 2 Peak & Coincident Demand	TSTAMP	21st Century	1 s			R
44435	2	Cumulative Demand for Monitored Data Set 7 - Rate 2	FLOAT	0 to +99999999	data specific			R
44437	2	Accumulator for Monitored Data Set 8 - Rate 2	SINT32	0 to +99999999	data specific	Energy format, scaling applies only if energy is accumulated		R
44439	2	Peak Demand for Monitored Data Set 8 - Rate 2	FLOAT	0 to +9.999 E+09	data specific			R
44441	2	Coincident Demand for Monitored Data Set 8 - Rate 2	FLOAT	0 to +99999999 or 0 to ±1	data specific			R
44443	3	Timestamp for Monitored Data Set 8 - Rate 2 Peak & Coincident Demand	TSTAMP	21st Century	1 s			R
44447	2	Cumulative Demand for Monitored Data Set 8 - Rate 2	FLOAT	0 to +99999999	data specific			R

Reg#	Size	Description	Format	Value Range	Unit of measure or resolution	Comments	Factory default value	Acc
44449	2	Accumulator for Monitored Data Set 9 - Rate 2	SINT32	0 to +99999999	data specific	Energy format, scaling applies only if energy is accumulated		R
44451	2	Peak Demand for Monitored Data Set 9 - Rate 2	FLOAT	0 to +9.999 E+09	data specific			R
44453	2	Coincident Demand for Monitored Data Set 9 - Rate 2	FLOAT	0 to +99999999 or 0 to ±1	data specific			R
44455	3	Timestamp for Monitored Data Set 9 - Rate 2 Peak & Coincident Demand	TSTAMP	21st Century	1 s			R
44459	2	Cumulative Demand for Monitored Data Set 9 - Rate 2	FLOAT	0 to +99999999	data specific			R
44461	2	Accumulator for Monitored Data Set 10 - Rate 2	SINT32	0 to +99999999	data specific	Energy format, scaling applies only if energy is accumulated		R
44463	2	Peak Demand for Monitored Data Set 10 - Rate 2	FLOAT	0 to +9.999 E+09	data specific			R
44465	2	Coincident Demand for Monitored Data Set 10 - Rate 2	FLOAT	0 to +99999999 or 0 to ±1	data specific			R
44467	3	Timestamp for Monitored Data Set 10 - Rate 2 Peak & Coincident Demand	TSTAMP	21st Century	1 s			R
44471	2	Cumulative Demand for Monitored Data Set 10 - Rate 2	FLOAT	0 to +99999999	data specific			R
44473	2	Accumulator for Monitored Data Set 11 - Rate 2	SINT32	0 to +99999999	data specific	Energy format, scaling applies only if energy is accumulated		R
44475	2	Peak Demand for Monitored Data Set 11 - Rate 2	FLOAT	0 to +9.999 E+09	data specific			R
44477	2	Coincident Demand for Monitored Data Set 11 - Rate 2	FLOAT	0 to +99999999 or 0 to ±1	data specific			R
44479	3	Timestamp for Monitored Data Set 11 - Rate 2 Peak & Coincident Demand	TSTAMP	21st Century	1 s			R
44483	2	Cumulative Demand for Monitored Data Set 11 - Rate 2	FLOAT	0 to +99999999	data specific			R
44485	2	Accumulator for Monitored Data Set 12 - Rate 2	SINT32	0 to +99999999	data specific	Energy format, scaling applies only if energy is accumulated		R
44487	2	Peak Demand for Monitored Data Set 12 - Rate 2	FLOAT	0 to +9.999 E+09	data specific			R
44489	2	Coincident Demand for Monitored Data Set 12 - Rate 2	FLOAT	0 to +99999999 or 0 to ±1	data specific			R
44491	3	Timestamp for Monitored Data Set 12 - Rate 2 Peak & Coincident Demand	TSTAMP	21st Century	1 s			R
44495	2	Cumulative Demand for Monitored Data Set 12 - Rate 2	FLOAT	0 to +99999999	data specific			R
44497	2	Accumulator for Monitored Data Set 12 - Rate 2	SINT32	0 to +99999999	data specific	Energy format, scaling applies only if energy is accumulated		R
44499	2	Peak Demand for Monitored Data Set 13 - Rate 2	FLOAT	0 to +9.999 E+09	data specific			R
44501	2	Coincident Demand for Monitored Data Set 13 - Rate 2	FLOAT	0 to +99999999 or 0 to ±1	data specific			R
44503	3	Timestamp for Monitored Data Set 13 - Rate 2 Peak & Coincident Demand	TSTAMP	21st Century	1 s			R
44507	2	Cumulative Demand for Monitored Data Set 13 - Rate 2	FLOAT	0 to +99999999	data specific			R
44509	2	Accumulator for Monitored Data Set 14 - Rate 2	SINT32	0 to +99999999	data specific	Energy format, scaling applies only if energy is accumulated		R
44511	2	Peak Demand for Monitored Data Set 14 - Rate 2	FLOAT	0 to +9.999 E+09	data specific			R
44513	2	Coincident Demand for Monitored Data Set 14 - Rate 2	FLOAT	0 to +99999999 or 0 to ±1	data specific			R
44515	3	Timestamp for Monitored Data Set 14 - Rate 2 Peak & Coincident Demand	TSTAMP	21st Century	1 s			R
44519	2	Cumulative Demand for Monitored Data Set 14 - Rate 2	FLOAT	0 to +99999999	data specific			R
44521	2	Accumulator for Monitored Data Set 15 - Rate 2	SINT32	0 to +99999999	data specific	Energy format, scaling applies only if energy is accumulated		R
44523	2	Peak Demand for Monitored Data Set 15 - Rate 2	FLOAT	0 to +9.999 E+09	data specific			R
44525	2	Coincident Demand for Monitored Data Set 15 - Rate 2	FLOAT	0 to +99999999 or 0 to ±1	data specific			R
44527	3	Timestamp for Monitored Data Set 15 - Rate 2 Peak & Coincident Demand	TSTAMP	21st Century	1 s			R
44531	2	Cumulative Demand for Monitored Data Set 15 - Rate 2	FLOAT	0 to +99999999	data specific			R
44533	2	Accumulator for Monitored Data Set 16 - Rate 2	SINT32	0 to +99999999	data specific	Energy format, scaling applies only if energy is accumulated		R
44535	2	Peak Demand for Monitored Data Set 16 - Rate 2	FLOAT	0 to +9.999 E+09	data specific			R
44537	2	Coincident Demand for Monitored Data Set 16 - Rate 2	FLOAT	0 to +99999999 or 0 to ±1	data specific			R
44539	3	Timestamp for Monitored Data Set 16 - Rate 2 Peak & Coincident Demand	TSTAMP	21st Century	1 s			R
44543	2	Cumulative Demand for Monitored Data Set 16 - Rate 2	FLOAT	0 to +99999999	data specific			R

Reg#	Size	Description	Format	Value Range	Unit of measure or resolution	Comments	Factory default value	Acc
Prior Month, whole month Block, Rate 3 (data accumulated over the whole month)								
44545	2	Accumulator for Monitored Data Set 1 - Rate 3	SINT32	0 to +99999999	data specific	Energy format, scaling applies only if energy is accumulated		R
44547	2	Peak Demand for Monitored Data Set 1 - Rate 3	FLOAT	0 to +9.999 E+09	data specific			R
44549	2	Coincident Demand for Monitored Data Set 1 - Rate 3	FLOAT	0 to +99999999 or 0 to ±1	data specific			R
44551	3	Timestamp for Monitored Data Set 1 - Rate 3 Peak & Coincident Demand	TSTAMP	21st Century	1 s			R
44555	2	Cumulative Demand for Monitored Data Set 1 - Rate 3	FLOAT	0 to +99999999	data specific			R
44557	2	Accumulator for Monitored Data Set 2 - Rate 3	SINT32	0 to +99999999	data specific	Energy format, scaling applies only if energy is accumulated		R
44559	2	Peak Demand for Monitored Data Set 2 - Rate 3	FLOAT	0 to +9.999 E+09	data specific			R
44561	2	Coincident Demand for Monitored Data Set 2 - Rate 3	FLOAT	0 to +99999999 or 0 to ±1	data specific			R
44563	3	Timestamp for Monitored Data Set 2 - Rate 3 Peak & Coincident Demand	TSTAMP	21st Century	1 s			R
44567	2	Cumulative Demand for Monitored Data Set 2 - Rate 3	FLOAT	0 to +99999999	data specific			R
44569	2	Accumulator for Monitored Data Set 3 - Rate 3	SINT32	0 to +99999999	data specific	Energy format, scaling applies only if energy is accumulated		R
44571	2	Peak Demand for Monitored Data Set 3 - Rate 3	FLOAT	0 to +9.999 E+09	data specific			R
44573	2	Coincident Demand for Monitored Data Set 3 - Rate 3	FLOAT	0 to +99999999 or 0 to ±1	data specific			R
44575	3	Timestamp for Monitored Data Set 3 - Rate 3 Peak & Coincident Demand	TSTAMP	21st Century	1 s			R
44579	2	Cumulative Demand for Monitored Data Set 3 - Rate 3	FLOAT	0 to +99999999	data specific			R
44581	2	Accumulator for Monitored Data Set 4 - Rate 3	SINT32	0 to +99999999	data specific	Energy format, scaling applies only if energy is accumulated		R
44583	2	Peak Demand for Monitored Data Set 4 - Rate 3	FLOAT	0 to +9.999 E+09	data specific			R
44585	2	Coincident Demand for Monitored Data Set 4 - Rate 3	FLOAT	0 to +99999999 or 0 to ±1	data specific			R
44587	3	Timestamp for Monitored Data Set 4 - Rate 3 Peak & Coincident Demand	TSTAMP	21st Century	1 s			R
44591	2	Cumulative Demand for Monitored Data Set 4 - Rate 3	FLOAT	0 to +99999999	data specific			R
44593	2	Accumulator for Monitored Data Set 5 - Rate 3	SINT32	0 to +99999999	data specific	Energy format, scaling applies only if energy is accumulated		R
44595	2	Peak Demand for Monitored Data Set 5 - Rate 3	FLOAT	0 to +9.999 E+09	data specific			R
44597	2	Coincident Demand for Monitored Data Set 5 - Rate 3	FLOAT	0 to +99999999 or 0 to ±1	data specific			R
44599	3	Timestamp for Monitored Data Set 5 - Rate 3 Peak & Coincident Demand	TSTAMP	21st Century	1 s			R
44603	2	Cumulative Demand for Monitored Data Set 5 - Rate 3	FLOAT	0 to +99999999	data specific			R
44605	2	Accumulator for Monitored Data Set 6 - Rate 3	SINT32	0 to +99999999	data specific	Energy format, scaling applies only if energy is accumulated		R
44607	2	Peak Demand for Monitored Data Set 6 - Rate 3	FLOAT	0 to +9.999 E+09	data specific			R
44609	2	Coincident Demand for Monitored Data Set 6 - Rate 3	FLOAT	0 to +99999999 or 0 to ±1	data specific			R
44611	3	Timestamp for Monitored Data Set 6 - Rate 3 Peak & Coincident Demand	TSTAMP	21st Century	1 s			R
44615	2	Cumulative Demand for Monitored Data Set 6 - Rate 3	FLOAT	0 to +99999999	data specific			R
44617	2	Accumulator for Monitored Data Set 7 - Rate 3	SINT32	0 to +99999999	data specific	Energy format, scaling applies only if energy is accumulated		R
44619	2	Peak Demand for Monitored Data Set 7 - Rate 3	FLOAT	0 to +9.999 E+09	data specific			R
44621	2	Coincident Demand for Monitored Data Set 7 - Rate 3	FLOAT	0 to +99999999 or 0 to ±1	data specific			R
44623	3	Timestamp for Monitored Data Set 7 - Rate 3 Peak & Coincident Demand	TSTAMP	21st Century	1 s			R
44627	2	Cumulative Demand for Monitored Data Set 7 - Rate 3	FLOAT	0 to +99999999	data specific			R
44629	2	Accumulator for Monitored Data Set 8 - Rate 3	SINT32	0 to +99999999	data specific	Energy format, scaling applies only if energy is accumulated		R
44631	2	Peak Demand for Monitored Data Set 8 - Rate 3	FLOAT	0 to +9.999 E+09	data specific			R
44633	2	Coincident Demand for Monitored Data Set 8 - Rate 3	FLOAT	0 to +99999999 or 0 to ±1	data specific			R
44635	3	Timestamp for Monitored Data Set 8 - Rate 3 Peak & Coincident Demand	TSTAMP	21st Century	1 s			R
44639	2	Cumulative Demand for Monitored Data Set 8 - Rate 3	FLOAT	0 to +99999999	data specific			R

Reg#	Size	Description	Format	Value Range	Unit of measure or resolution	Comments	Factory default value	Acc
44641	2	Accumulator for Monitored Data Set 9 - Rate 3	SINT32	0 to +99999999	data specific	Energy format, scaling applies only if energy is accumulated		R
44643	2	Peak Demand for Monitored Data Set 9 - Rate 3	FLOAT	0 to +9.999 E+09	data specific			R
44645	2	Coincident Demand for Monitored Data Set 9 - Rate 3	FLOAT	0 to +99999999 or 0 to ±1	data specific			R
44647	3	Timestamp for Monitored Data Set 9 - Rate 3 Peak & Coincident Demand	TSTAMP	21st Century	1 s			R
44651	2	Cumulative Demand for Monitored Data Set 9 - Rate 3	FLOAT	0 to +99999999	data specific			R
44653	2	Accumulator for Monitored Data Set 10 - Rate 3	SINT32	0 to +99999999	data specific	Energy format, scaling applies only if energy is accumulated		R
44655	2	Peak Demand for Monitored Data Set 10 - Rate 3	FLOAT	0 to +9.999 E+09	data specific			R
44657	2	Coincident Demand for Monitored Data Set 10 - Rate 3	FLOAT	0 to +99999999 or 0 to ±1	data specific			R
44659	3	Timestamp for Monitored Data Set 10 - Rate 3 Peak & Coincident Demand	TSTAMP	21st Century	1 s			R
44663	2	Cumulative Demand for Monitored Data Set 10 - Rate 3	FLOAT	0 to +99999999	data specific			R
44665	2	Accumulator for Monitored Data Set 11 - Rate 3	SINT32	0 to +99999999	data specific	Energy format, scaling applies only if energy is accumulated		R
44667	2	Peak Demand for Monitored Data Set 11 - Rate 3	FLOAT	0 to +9.999 E+09	data specific			R
44669	2	Coincident Demand for Monitored Data Set 11 - Rate 3	FLOAT	0 to +99999999 or 0 to ±1	data specific			R
44671	3	Timestamp for Monitored Data Set 11 - Rate 3 Peak & Coincident Demand	TSTAMP	21st Century	1 s			R
44675	2	Cumulative Demand for Monitored Data Set 11 - Rate 3	FLOAT	0 to +99999999	data specific			R
44677	2	Accumulator for Monitored Data Set 12 - Rate 3	SINT32	0 to +99999999	data specific	Energy format, scaling applies only if energy is accumulated		R
44679	2	Peak Demand for Monitored Data Set 12 - Rate 3	FLOAT	0 to +9.999 E+09	data specific			R
44681	2	Coincident Demand for Monitored Data Set 12 - Rate 3	FLOAT	0 to +99999999 or 0 to ±1	data specific			R
44683	3	Timestamp for Monitored Data Set 12 - Rate 3 Peak & Coincident Demand	TSTAMP	21st Century	1 s			R
44687	2	Cumulative Demand for Monitored Data Set 12 - Rate 3	FLOAT	0 to +99999999	data specific			R
44689	2	Accumulator for Monitored Data Set 12 - Rate 3	SINT32	0 to +99999999	data specific	Energy format, scaling applies only if energy is accumulated		R
44691	2	Peak Demand for Monitored Data Set 13 - Rate 3	FLOAT	0 to +9.999 E+09	data specific			R
44693	2	Coincident Demand for Monitored Data Set 13 - Rate 3	FLOAT	0 to +99999999 or 0 to ±1	data specific			R
44695	3	Timestamp for Monitored Data Set 13 - Rate 3 Peak & Coincident Demand	TSTAMP	21st Century	1 s			R
44699	2	Cumulative Demand for Monitored Data Set 13 - Rate 3	FLOAT	0 to +99999999	data specific			R
44701	2	Accumulator for Monitored Data Set 14 - Rate 3	SINT32	0 to +99999999	data specific	Energy format, scaling applies only if energy is accumulated		R
44703	2	Peak Demand for Monitored Data Set 14 - Rate 3	FLOAT	0 to +9.999 E+09	data specific			R
44705	2	Coincident Demand for Monitored Data Set 14 - Rate 3	FLOAT	0 to +99999999 or 0 to ±1	data specific			R
44707	3	Timestamp for Monitored Data Set 14 - Rate 3 Peak & Coincident Demand	TSTAMP	21st Century	1 s			R
44711	2	Cumulative Demand for Monitored Data Set 14 - Rate 3	FLOAT	0 to +99999999	data specific			R
44713	2	Accumulator for Monitored Data Set 15 - Rate 3	SINT32	0 to +99999999	data specific	Energy format, scaling applies only if energy is accumulated		R
44715	2	Peak Demand for Monitored Data Set 15 - Rate 3	FLOAT	0 to +9.999 E+09	data specific			R
44717	2	Coincident Demand for Monitored Data Set 15 - Rate 3	FLOAT	0 to +99999999 or 0 to ±1	data specific			R
44719	3	Timestamp for Monitored Data Set 15 - Rate 3 Peak & Coincident Demand	TSTAMP	21st Century	1 s			R
44723	2	Cumulative Demand for Monitored Data Set 15 - Rate 3	FLOAT	0 to +99999999	data specific			R
44725	2	Accumulator for Monitored Data Set 16 - Rate 3	SINT32	0 to +99999999	data specific	Energy format, scaling applies only if energy is accumulated		R
44727	2	Peak Demand for Monitored Data Set 16 - Rate 3	FLOAT	0 to +9.999 E+09	data specific			R
44729	2	Coincident Demand for Monitored Data Set 16 - Rate 3	FLOAT	0 to +99999999 or 0 to ±1	data specific			R
44731	3	Timestamp for Monitored Data Set 16 - Rate 3 Peak & Coincident Demand	TSTAMP	21st Century	1 s			R
44735	2	Cumulative Demand for Monitored Data Set 16 - Rate 3	FLOAT	0 to +99999999	data specific			R

Reg#	Size	Description	Format	Value Range	Unit of measure or resolution	Comments	Factory default value	Acc
Prior Month, whole month Block, Rate 4 (data accumulated over the whole month)								
44737	2	Accumulator for Monitored Data Set 1 - Rate 4	SINT32	0 to +99999999	data specific	Energy format, scaling applies only if energy is accumulated		R
44739	2	Peak Demand for Monitored Data Set 1 - Rate 4	FLOAT	0 to +9.999 E+09	data specific			R
44741	2	Coincident Demand for Monitored Data Set 1 - Rate 4	FLOAT	0 to +99999999 or 0 to ±1	data specific			R
44743	3	Timestamp for Monitored Data Set 1 - Rate 4 Peak & Coincident Demand	TSTAMP	21st Century	1 s			R
44747	2	Cumulative Demand for Monitored Data Set 1 - Rate 4	FLOAT	0 to +99999999	data specific			R
44749	2	Accumulator for Monitored Data Set 2 - Rate 4	SINT32	0 to +99999999	data specific	Energy format, scaling applies only if energy is accumulated		R
44751	2	Peak Demand for Monitored Data Set 2 - Rate 4	FLOAT	0 to +9.999 E+09	data specific			R
44753	2	Coincident Demand for Monitored Data Set 2 - Rate 4	FLOAT	0 to +99999999 or 0 to ±1	data specific			R
44755	3	Timestamp for Monitored Data Set 2 - Rate 4 Peak & Coincident Demand	TSTAMP	21st Century	1 s			R
44759	2	Cumulative Demand for Monitored Data Set 2 - Rate 4	FLOAT	0 to +99999999	data specific			R
44761	2	Accumulator for Monitored Data Set 3 - Rate 4	SINT32	0 to +99999999	data specific	Energy format, scaling applies only if energy is accumulated		R
44763	2	Peak Demand for Monitored Data Set 3 - Rate 4	FLOAT	0 to +9.999 E+09	data specific			R
44765	2	Coincident Demand for Monitored Data Set 3 - Rate 4	FLOAT	0 to +99999999 or 0 to ±1	data specific			R
44767	3	Timestamp for Monitored Data Set 3 - Rate 4 Peak & Coincident Demand	TSTAMP	21st Century	1 s			R
44771	2	Cumulative Demand for Monitored Data Set 3 - Rate 4	FLOAT	0 to +99999999	data specific			R
44773	2	Accumulator for Monitored Data Set 4 - Rate 4	SINT32	0 to +99999999	data specific	Energy format, scaling applies only if energy is accumulated		R
44775	2	Peak Demand for Monitored Data Set 4 - Rate 4	FLOAT	0 to +9.999 E+09	data specific			R
44777	2	Coincident Demand for Monitored Data Set 4 - Rate 4	FLOAT	0 to +99999999 or 0 to ±1	data specific			R
44779	3	Timestamp for Monitored Data Set 4 - Rate 4 Peak & Coincident Demand	TSTAMP	21st Century	1 s			R
44783	2	Cumulative Demand for Monitored Data Set 4 - Rate 4	FLOAT	0 to +99999999	data specific			R
44785	2	Accumulator for Monitored Data Set 5 - Rate 4	SINT32	0 to +99999999	data specific	Energy format, scaling applies only if energy is accumulated		R
44787	2	Peak Demand for Monitored Data Set 5 - Rate 4	FLOAT	0 to +9.999 E+09	data specific			R
44789	2	Coincident Demand for Monitored Data Set 5 - Rate 4	FLOAT	0 to +99999999 or 0 to ±1	data specific			R
44791	3	Timestamp for Monitored Data Set 5 - Rate 4 Peak & Coincident Demand	TSTAMP	21st Century	1 s			R
44795	2	Cumulative Demand for Monitored Data Set 5 - Rate 4	FLOAT	0 to +99999999	data specific			R
44797	2	Accumulator for Monitored Data Set 6 - Rate 4	SINT32	0 to +99999999	data specific	Energy format, scaling applies only if energy is accumulated		R
44799	2	Peak Demand for Monitored Data Set 6 - Rate 4	FLOAT	0 to +9.999 E+09	data specific			R
44801	2	Coincident Demand for Monitored Data Set 6 - Rate 4	FLOAT	0 to +99999999 or 0 to ±1	data specific			R
44803	3	Timestamp for Monitored Data Set 6 - Rate 4 Peak & Coincident Demand	TSTAMP	21st Century	1 s			R
44807	2	Cumulative Demand for Monitored Data Set 6 - Rate 4	FLOAT	0 to +99999999	data specific			R
44809	2	Accumulator for Monitored Data Set 7 - Rate 4	SINT32	0 to +99999999	data specific	Energy format, scaling applies only if energy is accumulated		R
44811	2	Peak Demand for Monitored Data Set 7 - Rate 4	FLOAT	0 to +9.999 E+09	data specific			R
44813	2	Coincident Demand for Monitored Data Set 7 - Rate 4	FLOAT	0 to +99999999 or 0 to ±1	data specific			R
44815	3	Timestamp for Monitored Data Set 7 - Rate 4 Peak & Coincident Demand	TSTAMP	21st Century	1 s			R
44819	2	Cumulative Demand for Monitored Data Set 7 - Rate 4	FLOAT	0 to +99999999	data specific			R
44821	2	Accumulator for Monitored Data Set 8 - Rate 4	SINT32	0 to +99999999	data specific	Energy format, scaling applies only if energy is accumulated		R
44823	2	Peak Demand for Monitored Data Set 8 - Rate 4	FLOAT	0 to +9.999 E+09	data specific			R
44825	2	Coincident Demand for Monitored Data Set 8 - Rate 4	FLOAT	0 to +99999999 or 0 to ±1	data specific			R
44827	3	Timestamp for Monitored Data Set 8 - Rate 4 Peak & Coincident Demand	TSTAMP	21st Century	1 s			R
44831	2	Cumulative Demand for Monitored Data Set 8 - Rate 4	FLOAT	0 to +99999999	data specific			R

Reg#	Size	Description	Format	Value Range	Unit of measure or resolution	Comments	Factory default value	Acc
44833	2	Accumulator for Monitored Data Set 9 - Rate 4	SINT32	0 to +99999999	data specific	Energy format, scaling applies only if energy is accumulated		R
44835	2	Peak Demand for Monitored Data Set 9 - Rate 4	FLOAT	0 to +9.999 E+09	data specific			R
44837	2	Coincident Demand for Monitored Data Set 9 - Rate 4	FLOAT	0 to +99999999 or 0 to ±1	data specific			R
44839	3	Timestamp for Monitored Data Set 9 - Rate 4 Peak & Coincident Demand	TSTAMP	21st Century	1 s			R
44843	2	Cumulative Demand for Monitored Data Set 9 - Rate 4	FLOAT	0 to +99999999	data specific			R
44845	2	Accumulator for Monitored Data Set 10 - Rate 4	SINT32	0 to +99999999	data specific	Energy format, scaling applies only if energy is accumulated		R
44847	2	Peak Demand for Monitored Data Set 10 - Rate 4	FLOAT	0 to +9.999 E+09	data specific			R
44849	2	Coincident Demand for Monitored Data Set 10 - Rate 4	FLOAT	0 to +99999999 or 0 to ±1	data specific			R
44851	3	Timestamp for Monitored Data Set 10 - Rate 4 Peak & Coincident Demand	TSTAMP	21st Century	1 s			R
44855	2	Cumulative Demand for Monitored Data Set 10 - Rate 4	FLOAT	0 to +99999999	data specific			R
44857	2	Accumulator for Monitored Data Set 11 - Rate 4	SINT32	0 to +99999999	data specific	Energy format, scaling applies only if energy is accumulated		R
44859	2	Peak Demand for Monitored Data Set 11 - Rate 4	FLOAT	0 to +9.999 E+09	data specific			R
44861	2	Coincident Demand for Monitored Data Set 11 - Rate 4	FLOAT	0 to +99999999 or 0 to ±1	data specific			R
44863	3	Timestamp for Monitored Data Set 11 - Rate 4 Peak & Coincident Demand	TSTAMP	21st Century	1 s			R
44867	2	Cumulative Demand for Monitored Data Set 11 - Rate 4	FLOAT	0 to +99999999	data specific			R
44869	2	Accumulator for Monitored Data Set 12 - Rate 4	SINT32	0 to +99999999	data specific	Energy format, scaling applies only if energy is accumulated		R
44871	2	Peak Demand for Monitored Data Set 12 - Rate 4	FLOAT	0 to +9.999 E+09	data specific			R
44873	2	Coincident Demand for Monitored Data Set 12 - Rate 4	FLOAT	0 to +99999999 or 0 to ±1	data specific			R
44875	3	Timestamp for Monitored Data Set 12 - Rate 4 Peak & Coincident Demand	TSTAMP	21st Century	1 s			R
44879	2	Cumulative Demand for Monitored Data Set 12 - Rate 4	FLOAT	0 to +99999999	data specific			R
44881	2	Accumulator for Monitored Data Set 12 - Rate 4	SINT32	0 to +99999999	data specific	Energy format, scaling applies only if energy is accumulated		R
44883	2	Peak Demand for Monitored Data Set 13 - Rate 4	FLOAT	0 to +9.999 E+09	data specific			R
44885	2	Coincident Demand for Monitored Data Set 13 - Rate 4	FLOAT	0 to +99999999 or 0 to ±1	data specific			R
44887	3	Timestamp for Monitored Data Set 13 - Rate 4 Peak & Coincident Demand	TSTAMP	21st Century	1 s			R
44891	2	Cumulative Demand for Monitored Data Set 13 - Rate 4	FLOAT	0 to +99999999	data specific			R
44893	2	Accumulator for Monitored Data Set 14 - Rate 4	SINT32	0 to +99999999	data specific	Energy format, scaling applies only if energy is accumulated		R
44895	2	Peak Demand for Monitored Data Set 14 - Rate 4	FLOAT	0 to +9.999 E+09	data specific			R
44897	2	Coincident Demand for Monitored Data Set 14 - Rate 4	FLOAT	0 to +99999999 or 0 to ±1	data specific			R
44899	3	Timestamp for Monitored Data Set 14 - Rate 4 Peak & Coincident Demand	TSTAMP	21st Century	1 s			R
44903	2	Cumulative Demand for Monitored Data Set 14 - Rate 4	FLOAT	0 to +99999999	data specific			R
44905	2	Accumulator for Monitored Data Set 15 - Rate 4	SINT32	0 to +99999999	data specific	Energy format, scaling applies only if energy is accumulated		R
44907	2	Peak Demand for Monitored Data Set 15 - Rate 4	FLOAT	0 to +9.999 E+09	data specific			R
44909	2	Coincident Demand for Monitored Data Set 15 - Rate 4	FLOAT	0 to +99999999 or 0 to ±1	data specific			R
44911	3	Timestamp for Monitored Data Set 15 - Rate 4 Peak & Coincident Demand	TSTAMP	21st Century	1 s			R
44915	2	Cumulative Demand for Monitored Data Set 15 - Rate 4	FLOAT	0 to +99999999	data specific			R
44917	2	Accumulator for Monitored Data Set 16 - Rate 4	SINT32	0 to +99999999	data specific	Energy format, scaling applies only if energy is accumulated		R
44919	2	Peak Demand for Monitored Data Set 16 - Rate 4	FLOAT	0 to +9.999 E+09	data specific			R
44921	2	Coincident Demand for Monitored Data Set 16 - Rate 4	FLOAT	0 to +99999999 or 0 to ±1	data specific			R
44923	3	Timestamp for Monitored Data Set 16 - Rate 4 Peak & Coincident Demand	TSTAMP	21st Century	1 s			R
44927	2	Cumulative Demand for Monitored Data Set 16 - Rate 4	FLOAT	0 to +99999999	data specific			R

Reg#	Size	Description	Format	Value Range	Unit of measure or resolution	Comments	Factory default value	Acc
Prior Month, initial season Block, Rate 0 - Total (data accumulated before a mid-month season change)								
44929	2	Accumulator for Monitored Data Set 1 - Rate 0	SINT32	0 to +99999999	data specific	Energy format, scaling applies only if energy is accumulated		R
44931	2	Peak Demand for Monitored Data Set 1 - Rate 0	FLOAT	0 to +9.999 E+09	data specific			R
44933	2	Coincident Demand for Monitored Data Set 1 - Rate 0	FLOAT	0 to +99999999 or 0 to ±1	data specific			R
44935	3	Timestamp for Monitored Data Set 1 - Rate 0 Peak & Coincident Demand	TSTAMP	21st Century	1 s			R
44939	2	Cumulative Demand for Monitored Data Set 1 - Rate 0	FLOAT	0 to +99999999	data specific			R
44941	2	Accumulator for Monitored Data Set 2 - Rate 0	SINT32	0 to +99999999	data specific	Energy format, scaling applies only if energy is accumulated		R
44943	2	Peak Demand for Monitored Data Set 2 - Rate 0	FLOAT	0 to +9.999 E+09	data specific			R
44945	2	Coincident Demand for Monitored Data Set 2 - Rate 0	FLOAT	0 to +99999999 or 0 to ±1	data specific			R
44947	3	Timestamp for Monitored Data Set 2 - Rate 0 Peak & Coincident Demand	TSTAMP	21st Century	1 s			R
44951	2	Cumulative Demand for Monitored Data Set 2 - Rate 0	FLOAT	0 to +99999999	data specific			R
44953	2	Accumulator for Monitored Data Set 3 - Rate 0	SINT32	0 to +99999999	data specific	Energy format, scaling applies only if energy is accumulated		R
44955	2	Peak Demand for Monitored Data Set 3 - Rate 0	FLOAT	0 to +9.999 E+09	data specific			R
44957	2	Coincident Demand for Monitored Data Set 3 - Rate 0	FLOAT	0 to +99999999 or 0 to ±1	data specific			R
44959	3	Timestamp for Monitored Data Set 3 - Rate 0 Peak & Coincident Demand	TSTAMP	21st Century	1 s			R
44963	2	Cumulative Demand for Monitored Data Set 3 - Rate 0	FLOAT	0 to +99999999	data specific			R
44965	2	Accumulator for Monitored Data Set 4 - Rate 0	SINT32	0 to +99999999	data specific	Energy format, scaling applies only if energy is accumulated		R
44967	2	Peak Demand for Monitored Data Set 4 - Rate 0	FLOAT	0 to +9.999 E+09	data specific			R
44969	2	Coincident Demand for Monitored Data Set 4 - Rate 0	FLOAT	0 to +99999999 or 0 to ±1	data specific			R
44971	3	Timestamp for Monitored Data Set 4 - Rate 0 Peak & Coincident Demand	TSTAMP	21st Century	1 s			R
44975	2	Cumulative Demand for Monitored Data Set 4 - Rate 0	FLOAT	0 to +99999999	data specific			R
44977	2	Accumulator for Monitored Data Set 5 - Rate 0	SINT32	0 to +99999999	data specific	Energy format, scaling applies only if energy is accumulated		R
44979	2	Peak Demand for Monitored Data Set 5 - Rate 0	FLOAT	0 to +9.999 E+09	data specific			R
44981	2	Coincident Demand for Monitored Data Set 5 - Rate 0	FLOAT	0 to +99999999 or 0 to ±1	data specific			R
44983	3	Timestamp for Monitored Data Set 5 - Rate 0 Peak & Coincident Demand	TSTAMP	21st Century	1 s			R
44987	2	Cumulative Demand for Monitored Data Set 5 - Rate 0	FLOAT	0 to +99999999	data specific			R
44989	2	Accumulator for Monitored Data Set 6 - Rate 0	SINT32	0 to +99999999	data specific	Energy format, scaling applies only if energy is accumulated		R
44991	2	Peak Demand for Monitored Data Set 6 - Rate 0	FLOAT	0 to +9.999 E+09	data specific			R
44993	2	Coincident Demand for Monitored Data Set 6 - Rate 0	FLOAT	0 to +99999999 or 0 to ±1	data specific			R
44995	3	Timestamp for Monitored Data Set 6 - Rate 0 Peak & Coincident Demand	TSTAMP	21st Century	1 s			R
44999	2	Cumulative Demand for Monitored Data Set 6 - Rate 0	FLOAT	0 to +99999999	data specific			R
45001	2	Accumulator for Monitored Data Set 7 - Rate 0	SINT32	0 to +99999999	data specific	Energy format, scaling applies only if energy is accumulated		R
45003	2	Peak Demand for Monitored Data Set 7 - Rate 0	FLOAT	0 to +9.999 E+09	data specific			R
45005	2	Coincident Demand for Monitored Data Set 7 - Rate 0	FLOAT	0 to +99999999 or 0 to ±1	data specific			R
45007	3	Timestamp for Monitored Data Set 7 - Rate 0 Peak & Coincident Demand	TSTAMP	21st Century	1 s			R
45011	2	Cumulative Demand for Monitored Data Set 7 - Rate 0	FLOAT	0 to +99999999	data specific			R
45013	2	Accumulator for Monitored Data Set 8 - Rate 0	SINT32	0 to +99999999	data specific	Energy format, scaling applies only if energy is accumulated		R
45015	2	Peak Demand for Monitored Data Set 8 - Rate 0	FLOAT	0 to +9.999 E+09	data specific			R
45017	2	Coincident Demand for Monitored Data Set 8 - Rate 0	FLOAT	0 to +99999999 or 0 to ±1	data specific			R
45019	3	Timestamp for Monitored Data Set 8 - Rate 0 Peak & Coincident Demand	TSTAMP	21st Century	1 s			R
45023	2	Cumulative Demand for Monitored Data Set 8 - Rate 0	FLOAT	0 to +99999999	data specific			R

Reg#	Size	Description	Format	Value Range	Unit of measure or resolution	Comments	Factory default value	Acc
45025	2	Accumulator for Monitored Data Set 9 - Rate 0	SINT32	0 to +99999999	data specific	Energy format, scaling applies only if energy is accumulated		R
45027	2	Peak Demand for Monitored Data Set 9 - Rate 0	FLOAT	0 to +9.999 E+09	data specific			R
45029	2	Coincident Demand for Monitored Data Set 9 - Rate 0	FLOAT	0 to +99999999 or 0 to ±1	data specific			R
45031	3	Timestamp for Monitored Data Set 9 - Rate 0 Peak & Coincident Demand	TSTAMP	21st Century	1 s			R
45035	2	Cumulative Demand for Monitored Data Set 9 - Rate 0	FLOAT	0 to +99999999	data specific			R
45037	2	Accumulator for Monitored Data Set 10 - Rate 0	SINT32	0 to +99999999	data specific	Energy format, scaling applies only if energy is accumulated		R
45039	2	Peak Demand for Monitored Data Set 10 - Rate 0	FLOAT	0 to +9.999 E+09	data specific			R
45041	2	Coincident Demand for Monitored Data Set 10 - Rate 0	FLOAT	0 to +99999999 or 0 to ±1	data specific			R
45043	3	Timestamp for Monitored Data Set 10 - Rate 0 Peak & Coincident Demand	TSTAMP	21st Century	1 s			R
45047	2	Cumulative Demand for Monitored Data Set 10 - Rate 0	FLOAT	0 to +99999999	data specific			R
45049	2	Accumulator for Monitored Data Set 11 - Rate 0	SINT32	0 to +99999999	data specific	Energy format, scaling applies only if energy is accumulated		R
45051	2	Peak Demand for Monitored Data Set 11 - Rate 0	FLOAT	0 to +9.999 E+09	data specific			R
45053	2	Coincident Demand for Monitored Data Set 11 - Rate 0	FLOAT	0 to +99999999 or 0 to ±1	data specific			R
45055	3	Timestamp for Monitored Data Set 11 - Rate 0 Peak & Coincident Demand	TSTAMP	21st Century	1 s			R
45059	2	Cumulative Demand for Monitored Data Set 11 - Rate 0	FLOAT	0 to +99999999	data specific			R
45061	2	Accumulator for Monitored Data Set 12 - Rate 0	SINT32	0 to +99999999	data specific	Energy format, scaling applies only if energy is accumulated		R
45063	2	Peak Demand for Monitored Data Set 12 - Rate 0	FLOAT	0 to +9.999 E+09	data specific			R
45065	2	Coincident Demand for Monitored Data Set 12 - Rate 0	FLOAT	0 to +99999999 or 0 to ±1	data specific			R
45067	3	Timestamp for Monitored Data Set 12 - Rate 0 Peak & Coincident Demand	TSTAMP	21st Century	1 s			R
45071	2	Cumulative Demand for Monitored Data Set 12 - Rate 0	FLOAT	0 to +99999999	data specific			R
45073	2	Accumulator for Monitored Data Set 12 - Rate 0	SINT32	0 to +99999999	data specific	Energy format, scaling applies only if energy is accumulated		R
45075	2	Peak Demand for Monitored Data Set 13 - Rate 0	FLOAT	0 to +9.999 E+09	data specific			R
45077	2	Coincident Demand for Monitored Data Set 13 - Rate 0	FLOAT	0 to +99999999 or 0 to ±1	data specific			R
45079	3	Timestamp for Monitored Data Set 13 - Rate 0 Peak & Coincident Demand	TSTAMP	21st Century	1 s			R
45083	2	Cumulative Demand for Monitored Data Set 13 - Rate 0	FLOAT	0 to +99999999	data specific			R
45085	2	Accumulator for Monitored Data Set 14 - Rate 0	SINT32	0 to +99999999	data specific	Energy format, scaling applies only if energy is accumulated		R
45087	2	Peak Demand for Monitored Data Set 14 - Rate 0	FLOAT	0 to +9.999 E+09	data specific			R
45089	2	Coincident Demand for Monitored Data Set 14 - Rate 0	FLOAT	0 to +99999999 or 0 to ±1	data specific			R
45091	3	Timestamp for Monitored Data Set 14 - Rate 0 Peak & Coincident Demand	TSTAMP	21st Century	1 s			R
45095	2	Cumulative Demand for Monitored Data Set 14 - Rate 0	FLOAT	0 to +99999999	data specific			R
45097	2	Accumulator for Monitored Data Set 15 - Rate 0	SINT32	0 to +99999999	data specific	Energy format, scaling applies only if energy is accumulated		R
45099	2	Peak Demand for Monitored Data Set 15 - Rate 0	FLOAT	0 to +9.999 E+09	data specific			R
45101	2	Coincident Demand for Monitored Data Set 15 - Rate 0	FLOAT	0 to +99999999 or 0 to ±1	data specific			R
45103	3	Timestamp for Monitored Data Set 15 - Rate 0 Peak & Coincident Demand	TSTAMP	21st Century	1 s			R
45107	2	Cumulative Demand for Monitored Data Set 15 - Rate 0	FLOAT	0 to +99999999	data specific			R
45109	2	Accumulator for Monitored Data Set 16 - Rate 0	SINT32	0 to +99999999	data specific	Energy format, scaling applies only if energy is accumulated		R
45111	2	Peak Demand for Monitored Data Set 16 - Rate 0	FLOAT	0 to +9.999 E+09	data specific			R
45113	2	Coincident Demand for Monitored Data Set 16 - Rate 0	FLOAT	0 to +99999999 or 0 to ±1	data specific			R
45115	3	Timestamp for Monitored Data Set 16 - Rate 0 Peak & Coincident Demand	TSTAMP	21st Century	1 s			R
45119	2	Cumulative Demand for Monitored Data Set 16 - Rate 0	FLOAT	0 to +99999999	data specific			R

Reg#	Size	Description	Format	Value Range	Unit of measure or resolution	Comments	Factory default value	Acc
Prior Month, initial season Block, Rate 1 (data accumulated before a mid-month season change)								
45121	2	Accumulator for Monitored Data Set 1 - Rate 1	SINT32	0 to +99999999	data specific	Energy format, scaling applies only if energy is accumulated		R
45123	2	Peak Demand for Monitored Data Set 1 - Rate 1	FLOAT	0 to +9.999 E+09	data specific			R
45125	2	Coincident Demand for Monitored Data Set 1 - Rate 1	FLOAT	0 to +99999999 or 0 to ±1	data specific			R
45127	3	Timestamp for Monitored Data Set 1 - Rate 1 Peak & Coincident Demand	TSTAMP	21st Century	1 s			R
45131	2	Cumulative Demand for Monitored Data Set 1 - Rate 1	FLOAT	0 to +99999999	data specific			R
45133	2	Accumulator for Monitored Data Set 2 - Rate 1	SINT32	0 to +99999999	data specific	Energy format, scaling applies only if energy is accumulated		R
45135	2	Peak Demand for Monitored Data Set 2 - Rate 1	FLOAT	0 to +9.999 E+09	data specific			R
45137	2	Coincident Demand for Monitored Data Set 2 - Rate 1	FLOAT	0 to +99999999 or 0 to ±1	data specific			R
45139	3	Timestamp for Monitored Data Set 2 - Rate 1 Peak & Coincident Demand	TSTAMP	21st Century	1 s			R
45143	2	Cumulative Demand for Monitored Data Set 2 - Rate 1	FLOAT	0 to +99999999	data specific			R
45145	2	Accumulator for Monitored Data Set 3 - Rate 1	SINT32	0 to +99999999	data specific	Energy format, scaling applies only if energy is accumulated		R
45147	2	Peak Demand for Monitored Data Set 3 - Rate 1	FLOAT	0 to +9.999 E+09	data specific			R
45149	2	Coincident Demand for Monitored Data Set 3 - Rate 1	FLOAT	0 to +99999999 or 0 to ±1	data specific			R
45151	3	Timestamp for Monitored Data Set 3 - Rate 1 Peak & Coincident Demand	TSTAMP	21st Century	1 s			R
45155	2	Cumulative Demand for Monitored Data Set 3 - Rate 1	FLOAT	0 to +99999999	data specific			R
45157	2	Accumulator for Monitored Data Set 4 - Rate 1	SINT32	0 to +99999999	data specific	Energy format, scaling applies only if energy is accumulated		R
45159	2	Peak Demand for Monitored Data Set 4 - Rate 1	FLOAT	0 to +9.999 E+09	data specific			R
45161	2	Coincident Demand for Monitored Data Set 4 - Rate 1	FLOAT	0 to +99999999 or 0 to ±1	data specific			R
45163	3	Timestamp for Monitored Data Set 4 - Rate 1 Peak & Coincident Demand	TSTAMP	21st Century	1 s			R
45167	2	Cumulative Demand for Monitored Data Set 4 - Rate 1	FLOAT	0 to +99999999	data specific			R
45169	2	Accumulator for Monitored Data Set 5 - Rate 1	SINT32	0 to +99999999	data specific	Energy format, scaling applies only if energy is accumulated		R
45171	2	Peak Demand for Monitored Data Set 5 - Rate 1	FLOAT	0 to +9.999 E+09	data specific			R
45173	2	Coincident Demand for Monitored Data Set 5 - Rate 1	FLOAT	0 to +99999999 or 0 to ±1	data specific			R
45175	3	Timestamp for Monitored Data Set 5 - Rate 1 Peak & Coincident Demand	TSTAMP	21st Century	1 s			R
45179	2	Cumulative Demand for Monitored Data Set 5 - Rate 1	FLOAT	0 to +99999999	data specific			R
45181	2	Accumulator for Monitored Data Set 6 - Rate 1	SINT32	0 to +99999999	data specific	Energy format, scaling applies only if energy is accumulated		R
45183	2	Peak Demand for Monitored Data Set 6 - Rate 1	FLOAT	0 to +9.999 E+09	data specific			R
45185	2	Coincident Demand for Monitored Data Set 6 - Rate 1	FLOAT	0 to +99999999 or 0 to ±1	data specific			R
45187	3	Timestamp for Monitored Data Set 6 - Rate 1 Peak & Coincident Demand	TSTAMP	21st Century	1 s			R
45191	2	Cumulative Demand for Monitored Data Set 6 - Rate 1	FLOAT	0 to +99999999	data specific			R
45193	2	Accumulator for Monitored Data Set 7 - Rate 1	SINT32	0 to +99999999	data specific	Energy format, scaling applies only if energy is accumulated		R
45195	2	Peak Demand for Monitored Data Set 7 - Rate 1	FLOAT	0 to +9.999 E+09	data specific			R
45197	2	Coincident Demand for Monitored Data Set 7 - Rate 1	FLOAT	0 to +99999999 or 0 to ±1	data specific			R
45199	3	Timestamp for Monitored Data Set 7 - Rate 1 Peak & Coincident Demand	TSTAMP	21st Century	1 s			R
45203	2	Cumulative Demand for Monitored Data Set 7 - Rate 1	FLOAT	0 to +99999999	data specific			R
45205	2	Accumulator for Monitored Data Set 8 - Rate 1	SINT32	0 to +99999999	data specific	Energy format, scaling applies only if energy is accumulated		R
45207	2	Peak Demand for Monitored Data Set 8 - Rate 1	FLOAT	0 to +9.999 E+09	data specific			R
45209	2	Coincident Demand for Monitored Data Set 8 - Rate 1	FLOAT	0 to +99999999 or 0 to ±1	data specific			R
45211	3	Timestamp for Monitored Data Set 8 - Rate 1 Peak & Coincident Demand	TSTAMP	21st Century	1 s			R
45215	2	Cumulative Demand for Monitored Data Set 8 - Rate 1	FLOAT	0 to +99999999	data specific			R

Reg#	Size	Description	Format	Value Range	Unit of measure or resolution	Comments	Factory default value	Acc
45217	2	Accumulator for Monitored Data Set 9 - Rate 1	SINT32	0 to +99999999	data specific	Energy format, scaling applies only if energy is accumulated		R
45219	2	Peak Demand for Monitored Data Set 9 - Rate 1	FLOAT	0 to +9.999 E+09	data specific			R
45221	2	Coincident Demand for Monitored Data Set 9 - Rate 1	FLOAT	0 to +99999999 or 0 to ±1	data specific			R
45223	3	Timestamp for Monitored Data Set 9 - Rate 1 Peak & Coincident Demand	TSTAMP	21st Century	1 s			R
45227	2	Cumulative Demand for Monitored Data Set 9 - Rate 1	FLOAT	0 to +99999999	data specific			R
45229	2	Accumulator for Monitored Data Set 10 - Rate 1	SINT32	0 to +99999999	data specific	Energy format, scaling applies only if energy is accumulated		R
45231	2	Peak Demand for Monitored Data Set 10 - Rate 1	FLOAT	0 to +9.999 E+09	data specific			R
45233	2	Coincident Demand for Monitored Data Set 10 - Rate 1	FLOAT	0 to +99999999 or 0 to ±1	data specific			R
45235	3	Timestamp for Monitored Data Set 10 - Rate 1 Peak & Coincident Demand	TSTAMP	21st Century	1 s			R
45239	2	Cumulative Demand for Monitored Data Set 10 - Rate 1	FLOAT	0 to +99999999	data specific			R
45241	2	Accumulator for Monitored Data Set 11 - Rate 1	SINT32	0 to +99999999	data specific	Energy format, scaling applies only if energy is accumulated		R
45243	2	Peak Demand for Monitored Data Set 11 - Rate 1	FLOAT	0 to +9.999 E+09	data specific			R
45245	2	Coincident Demand for Monitored Data Set 11 - Rate 1	FLOAT	0 to +99999999 or 0 to ±1	data specific			R
45247	3	Timestamp for Monitored Data Set 11 - Rate 1 Peak & Coincident Demand	TSTAMP	21st Century	1 s			R
45251	2	Cumulative Demand for Monitored Data Set 11 - Rate 1	FLOAT	0 to +99999999	data specific			R
45253	2	Accumulator for Monitored Data Set 12 - Rate 1	SINT32	0 to +99999999	data specific	Energy format, scaling applies only if energy is accumulated		R
45255	2	Peak Demand for Monitored Data Set 12 - Rate 1	FLOAT	0 to +9.999 E+09	data specific			R
45257	2	Coincident Demand for Monitored Data Set 12 - Rate 1	FLOAT	0 to +99999999 or 0 to ±1	data specific			R
45259	3	Timestamp for Monitored Data Set 12 - Rate 1 Peak & Coincident Demand	TSTAMP	21st Century	1 s			R
45263	2	Cumulative Demand for Monitored Data Set 12 - Rate 1	FLOAT	0 to +99999999	data specific			R
45265	2	Accumulator for Monitored Data Set 12 - Rate 1	SINT32	0 to +99999999	data specific	Energy format, scaling applies only if energy is accumulated		R
45267	2	Peak Demand for Monitored Data Set 13 - Rate 1	FLOAT	0 to +9.999 E+09	data specific			R
45269	2	Coincident Demand for Monitored Data Set 13 - Rate 1	FLOAT	0 to +99999999 or 0 to ±1	data specific			R
45271	3	Timestamp for Monitored Data Set 13 - Rate 1 Peak & Coincident Demand	TSTAMP	21st Century	1 s			R
45275	2	Cumulative Demand for Monitored Data Set 13 - Rate 1	FLOAT	0 to +99999999	data specific			R
45277	2	Accumulator for Monitored Data Set 14 - Rate 1	SINT32	0 to +99999999	data specific	Energy format, scaling applies only if energy is accumulated		R
45279	2	Peak Demand for Monitored Data Set 14 - Rate 1	FLOAT	0 to +9.999 E+09	data specific			R
45281	2	Coincident Demand for Monitored Data Set 14 - Rate 1	FLOAT	0 to +99999999 or 0 to ±1	data specific			R
45283	3	Timestamp for Monitored Data Set 14 - Rate 1 Peak & Coincident Demand	TSTAMP	21st Century	1 s			R
45287	2	Cumulative Demand for Monitored Data Set 14 - Rate 1	FLOAT	0 to +99999999	data specific			R
45289	2	Accumulator for Monitored Data Set 15 - Rate 1	SINT32	0 to +99999999	data specific	Energy format, scaling applies only if energy is accumulated		R
45291	2	Peak Demand for Monitored Data Set 15 - Rate 1	FLOAT	0 to +9.999 E+09	data specific			R
45293	2	Coincident Demand for Monitored Data Set 15 - Rate 1	FLOAT	0 to +99999999 or 0 to ±1	data specific			R
45295	3	Timestamp for Monitored Data Set 15 - Rate 1 Peak & Coincident Demand	TSTAMP	21st Century	1 s			R
45299	2	Cumulative Demand for Monitored Data Set 15 - Rate 1	FLOAT	0 to +99999999	data specific			R
45301	2	Accumulator for Monitored Data Set 16 - Rate 1	SINT32	0 to +99999999	data specific	Energy format, scaling applies only if energy is accumulated		R
45303	2	Peak Demand for Monitored Data Set 16 - Rate 1	FLOAT	0 to +9.999 E+09	data specific			R
45305	2	Coincident Demand for Monitored Data Set 16 - Rate 1	FLOAT	0 to +99999999 or 0 to ±1	data specific			R
45307	3	Timestamp for Monitored Data Set 16 - Rate 1 Peak & Coincident Demand	TSTAMP	21st Century	1 s			R
45311	2	Cumulative Demand for Monitored Data Set 16 - Rate 1	FLOAT	0 to +99999999	data specific			R

Reg#	Size	Description	Format	Value Range	Unit of measure or resolution	Comments	Factory default value	Acc
Prior Month, initial season Block, Rate 2 (data accumulated before a mid-month season change)								
45313	2	Accumulator for Monitored Data Set 1 - Rate 2	SINT32	0 to +99999999	data specific	Energy format, scaling applies only if energy is accumulated		R
45315	2	Peak Demand for Monitored Data Set 1 - Rate 2	FLOAT	0 to +9.999 E+09	data specific			R
45317	2	Coincident Demand for Monitored Data Set 1 - Rate 2	FLOAT	0 to +99999999 or 0 to ±1	data specific			R
45319	3	Timestamp for Monitored Data Set 1 - Rate 2 Peak & Coincident Demand	TSTAMP	21st Century	1 s			R
45323	2	Cumulative Demand for Monitored Data Set 1 - Rate 2	FLOAT	0 to +99999999	data specific			R
45325	2	Accumulator for Monitored Data Set 2 - Rate 2	SINT32	0 to +99999999	data specific	Energy format, scaling applies only if energy is accumulated		R
45327	2	Peak Demand for Monitored Data Set 2 - Rate 2	FLOAT	0 to +9.999 E+09	data specific			R
45329	2	Coincident Demand for Monitored Data Set 2 - Rate 2	FLOAT	0 to +99999999 or 0 to ±1	data specific			R
45331	3	Timestamp for Monitored Data Set 2 - Rate 2 Peak & Coincident Demand	TSTAMP	21st Century	1 s			R
45335	2	Cumulative Demand for Monitored Data Set 2 - Rate 2	FLOAT	0 to +99999999	data specific			R
45337	2	Accumulator for Monitored Data Set 3 - Rate 2	SINT32	0 to +99999999	data specific	Energy format, scaling applies only if energy is accumulated		R
45339	2	Peak Demand for Monitored Data Set 3 - Rate 2	FLOAT	0 to +9.999 E+09	data specific			R
45341	2	Coincident Demand for Monitored Data Set 3 - Rate 2	FLOAT	0 to +99999999 or 0 to ±1	data specific			R
45343	3	Timestamp for Monitored Data Set 3 - Rate 2 Peak & Coincident Demand	TSTAMP	21st Century	1 s			R
45347	2	Cumulative Demand for Monitored Data Set 3 - Rate 2	FLOAT	0 to +99999999	data specific			R
45349	2	Accumulator for Monitored Data Set 4 - Rate 2	SINT32	0 to +99999999	data specific	Energy format, scaling applies only if energy is accumulated		R
45351	2	Peak Demand for Monitored Data Set 4 - Rate 2	FLOAT	0 to +9.999 E+09	data specific			R
45353	2	Coincident Demand for Monitored Data Set 4 - Rate 2	FLOAT	0 to +99999999 or 0 to ±1	data specific			R
45355	3	Timestamp for Monitored Data Set 4 - Rate 2 Peak & Coincident Demand	TSTAMP	21st Century	1 s			R
45359	2	Cumulative Demand for Monitored Data Set 4 - Rate 2	FLOAT	0 to +99999999	data specific			R
45361	2	Accumulator for Monitored Data Set 5 - Rate 2	SINT32	0 to +99999999	data specific	Energy format, scaling applies only if energy is accumulated		R
45363	2	Peak Demand for Monitored Data Set 5 - Rate 2	FLOAT	0 to +9.999 E+09	data specific			R
45365	2	Coincident Demand for Monitored Data Set 5 - Rate 2	FLOAT	0 to +99999999 or 0 to ±1	data specific			R
45367	3	Timestamp for Monitored Data Set 5 - Rate 2 Peak & Coincident Demand	TSTAMP	21st Century	1 s			R
45371	2	Cumulative Demand for Monitored Data Set 5 - Rate 2	FLOAT	0 to +99999999	data specific			R
45373	2	Accumulator for Monitored Data Set 6 - Rate 2	SINT32	0 to +99999999	data specific	Energy format, scaling applies only if energy is accumulated		R
45375	2	Peak Demand for Monitored Data Set 6 - Rate 2	FLOAT	0 to +9.999 E+09	data specific			R
45377	2	Coincident Demand for Monitored Data Set 6 - Rate 2	FLOAT	0 to +99999999 or 0 to ±1	data specific			R
45379	3	Timestamp for Monitored Data Set 6 - Rate 2 Peak & Coincident Demand	TSTAMP	21st Century	1 s			R
45383	2	Cumulative Demand for Monitored Data Set 6 - Rate 2	FLOAT	0 to +99999999	data specific			R
45385	2	Accumulator for Monitored Data Set 7 - Rate 2	SINT32	0 to +99999999	data specific	Energy format, scaling applies only if energy is accumulated		R
45387	2	Peak Demand for Monitored Data Set 7 - Rate 2	FLOAT	0 to +9.999 E+09	data specific			R
45389	2	Coincident Demand for Monitored Data Set 7 - Rate 2	FLOAT	0 to +99999999 or 0 to ±1	data specific			R
45391	3	Timestamp for Monitored Data Set 7 - Rate 2 Peak & Coincident Demand	TSTAMP	21st Century	1 s			R
45395	2	Cumulative Demand for Monitored Data Set 7 - Rate 2	FLOAT	0 to +99999999	data specific			R
45397	2	Accumulator for Monitored Data Set 8 - Rate 2	SINT32	0 to +99999999	data specific	Energy format, scaling applies only if energy is accumulated		R
45399	2	Peak Demand for Monitored Data Set 8 - Rate 2	FLOAT	0 to +9.999 E+09	data specific			R
45401	2	Coincident Demand for Monitored Data Set 8 - Rate 2	FLOAT	0 to +99999999 or 0 to ±1	data specific			R
45403	3	Timestamp for Monitored Data Set 8 - Rate 2 Peak & Coincident Demand	TSTAMP	21st Century	1 s			R
45407	2	Cumulative Demand for Monitored Data Set 8 - Rate 2	FLOAT	0 to +99999999	data specific			R

Reg#	Size	Description	Format	Value Range	Unit of measure or resolution	Comments	Factory default value	Acc
45409	2	Accumulator for Monitored Data Set 9 - Rate 2	SINT32	0 to +99999999	data specific	Energy format, scaling applies only if energy is accumulated		R
45411	2	Peak Demand for Monitored Data Set 9 - Rate 2	FLOAT	0 to +9.999 E+09	data specific			R
45413	2	Coincident Demand for Monitored Data Set 9 - Rate 2	FLOAT	0 to +99999999 or 0 to ±1	data specific			R
45415	3	Timestamp for Monitored Data Set 9 - Rate 2 Peak & Coincident Demand	TSTAMP	21st Century	1 s			R
45419	2	Cumulative Demand for Monitored Data Set 9 - Rate 2	FLOAT	0 to +99999999	data specific			R
45421	2	Accumulator for Monitored Data Set 10 - Rate 2	SINT32	0 to +99999999	data specific	Energy format, scaling applies only if energy is accumulated		R
45423	2	Peak Demand for Monitored Data Set 10 - Rate 2	FLOAT	0 to +9.999 E+09	data specific			R
45425	2	Coincident Demand for Monitored Data Set 10 - Rate 2	FLOAT	0 to +99999999 or 0 to ±1	data specific			R
45427	3	Timestamp for Monitored Data Set 10 - Rate 2 Peak & Coincident Demand	TSTAMP	21st Century	1 s			R
45431	2	Cumulative Demand for Monitored Data Set 10 - Rate 2	FLOAT	0 to +99999999	data specific			R
45433	2	Accumulator for Monitored Data Set 11 - Rate 2	SINT32	0 to +99999999	data specific	Energy format, scaling applies only if energy is accumulated		R
45435	2	Peak Demand for Monitored Data Set 11 - Rate 2	FLOAT	0 to +9.999 E+09	data specific			R
45437	2	Coincident Demand for Monitored Data Set 11 - Rate 2	FLOAT	0 to +99999999 or 0 to ±1	data specific			R
45439	3	Timestamp for Monitored Data Set 11 - Rate 2 Peak & Coincident Demand	TSTAMP	21st Century	1 s			R
45443	2	Cumulative Demand for Monitored Data Set 11 - Rate 2	FLOAT	0 to +99999999	data specific			R
45445	2	Accumulator for Monitored Data Set 12 - Rate 2	SINT32	0 to +99999999	data specific	Energy format, scaling applies only if energy is accumulated		R
45447	2	Peak Demand for Monitored Data Set 12 - Rate 2	FLOAT	0 to +9.999 E+09	data specific			R
45449	2	Coincident Demand for Monitored Data Set 12 - Rate 2	FLOAT	0 to +99999999 or 0 to ±1	data specific			R
45451	3	Timestamp for Monitored Data Set 12 - Rate 2 Peak & Coincident Demand	TSTAMP	21st Century	1 s			R
45455	2	Cumulative Demand for Monitored Data Set 12 - Rate 2	FLOAT	0 to +99999999	data specific			R
45457	2	Accumulator for Monitored Data Set 12 - Rate 2	SINT32	0 to +99999999	data specific	Energy format, scaling applies only if energy is accumulated		R
45459	2	Peak Demand for Monitored Data Set 13 - Rate 2	FLOAT	0 to +9.999 E+09	data specific			R
45461	2	Coincident Demand for Monitored Data Set 13 - Rate 2	FLOAT	0 to +99999999 or 0 to ±1	data specific			R
45463	3	Timestamp for Monitored Data Set 13 - Rate 2 Peak & Coincident Demand	TSTAMP	21st Century	1 s			R
45467	2	Cumulative Demand for Monitored Data Set 13 - Rate 2	FLOAT	0 to +99999999	data specific			R
45469	2	Accumulator for Monitored Data Set 14 - Rate 2	SINT32	0 to +99999999	data specific	Energy format, scaling applies only if energy is accumulated		R
45471	2	Peak Demand for Monitored Data Set 14 - Rate 2	FLOAT	0 to +9.999 E+09	data specific			R
45473	2	Coincident Demand for Monitored Data Set 14 - Rate 2	FLOAT	0 to +99999999 or 0 to ±1	data specific			R
45475	3	Timestamp for Monitored Data Set 14 - Rate 2 Peak & Coincident Demand	TSTAMP	21st Century	1 s			R
45479	2	Cumulative Demand for Monitored Data Set 14 - Rate 2	FLOAT	0 to +99999999	data specific			R
45481	2	Accumulator for Monitored Data Set 15 - Rate 2	SINT32	0 to +99999999	data specific	Energy format, scaling applies only if energy is accumulated		R
45483	2	Peak Demand for Monitored Data Set 15 - Rate 2	FLOAT	0 to +9.999 E+09	data specific			R
45485	2	Coincident Demand for Monitored Data Set 15 - Rate 2	FLOAT	0 to +99999999 or 0 to ±1	data specific			R
45487	3	Timestamp for Monitored Data Set 15 - Rate 2 Peak & Coincident Demand	TSTAMP	21st Century	1 s			R
45491	2	Cumulative Demand for Monitored Data Set 15 - Rate 2	FLOAT	0 to +99999999	data specific			R
45493	2	Accumulator for Monitored Data Set 16 - Rate 2	SINT32	0 to +99999999	data specific	Energy format, scaling applies only if energy is accumulated		R
45495	2	Peak Demand for Monitored Data Set 16 - Rate 2	FLOAT	0 to +9.999 E+09	data specific			R
45497	2	Coincident Demand for Monitored Data Set 16 - Rate 2	FLOAT	0 to +99999999 or 0 to ±1	data specific			R
45499	3	Timestamp for Monitored Data Set 16 - Rate 2 Peak & Coincident Demand	TSTAMP	21st Century	1 s			R
45503	2	Cumulative Demand for Monitored Data Set 16 - Rate 2	FLOAT	0 to +99999999	data specific			R

Reg#	Size	Description	Format	Value Range	Unit of measure or resolution	Comments	Factory default value	Acc
Prior Month, initial season Block, Rate 3 (data accumulated before a mid-month season change)								
45505	2	Accumulator for Monitored Data Set 1 - Rate 3	SINT32	0 to +99999999	data specific	Energy format, scaling applies only if energy is accumulated		R
45507	2	Peak Demand for Monitored Data Set 1 - Rate 3	FLOAT	0 to +9.999 E+09	data specific			R
45509	2	Coincident Demand for Monitored Data Set 1 - Rate 3	FLOAT	0 to +99999999 or 0 to ±1	data specific			R
45511	3	Timestamp for Monitored Data Set 1 - Rate 3 Peak & Coincident Demand	TSTAMP	21st Century	1 s			R
45515	2	Cumulative Demand for Monitored Data Set 1 - Rate 3	FLOAT	0 to +99999999	data specific			R
45517	2	Accumulator for Monitored Data Set 2 - Rate 3	SINT32	0 to +99999999	data specific	Energy format, scaling applies only if energy is accumulated		R
45519	2	Peak Demand for Monitored Data Set 2 - Rate 3	FLOAT	0 to +9.999 E+09	data specific			R
45521	2	Coincident Demand for Monitored Data Set 2 - Rate 3	FLOAT	0 to +99999999 or 0 to ±1	data specific			R
45523	3	Timestamp for Monitored Data Set 2 - Rate 3 Peak & Coincident Demand	TSTAMP	21st Century	1 s			R
45527	2	Cumulative Demand for Monitored Data Set 2 - Rate 3	FLOAT	0 to +99999999	data specific			R
45529	2	Accumulator for Monitored Data Set 3 - Rate 3	SINT32	0 to +99999999	data specific	Energy format, scaling applies only if energy is accumulated		R
45531	2	Peak Demand for Monitored Data Set 3 - Rate 3	FLOAT	0 to +9.999 E+09	data specific			R
45533	2	Coincident Demand for Monitored Data Set 3 - Rate 3	FLOAT	0 to +99999999 or 0 to ±1	data specific			R
45535	3	Timestamp for Monitored Data Set 3 - Rate 3 Peak & Coincident Demand	TSTAMP	21st Century	1 s			R
45539	2	Cumulative Demand for Monitored Data Set 3 - Rate 3	FLOAT	0 to +99999999	data specific			R
45541	2	Accumulator for Monitored Data Set 4 - Rate 3	SINT32	0 to +99999999	data specific	Energy format, scaling applies only if energy is accumulated		R
45543	2	Peak Demand for Monitored Data Set 4 - Rate 3	FLOAT	0 to +9.999 E+09	data specific			R
45545	2	Coincident Demand for Monitored Data Set 4 - Rate 3	FLOAT	0 to +99999999 or 0 to ±1	data specific			R
45547	3	Timestamp for Monitored Data Set 4 - Rate 3 Peak & Coincident Demand	TSTAMP	21st Century	1 s			R
45551	2	Cumulative Demand for Monitored Data Set 4 - Rate 3	FLOAT	0 to +99999999	data specific			R
45553	2	Accumulator for Monitored Data Set 5 - Rate 3	SINT32	0 to +99999999	data specific	Energy format, scaling applies only if energy is accumulated		R
45555	2	Peak Demand for Monitored Data Set 5 - Rate 3	FLOAT	0 to +9.999 E+09	data specific			R
45557	2	Coincident Demand for Monitored Data Set 5 - Rate 3	FLOAT	0 to +99999999 or 0 to ±1	data specific			R
45559	3	Timestamp for Monitored Data Set 5 - Rate 3 Peak & Coincident Demand	TSTAMP	21st Century	1 s			R
45563	2	Cumulative Demand for Monitored Data Set 5 - Rate 3	FLOAT	0 to +99999999	data specific			R
45565	2	Accumulator for Monitored Data Set 6 - Rate 3	SINT32	0 to +99999999	data specific	Energy format, scaling applies only if energy is accumulated		R
45567	2	Peak Demand for Monitored Data Set 6 - Rate 3	FLOAT	0 to +9.999 E+09	data specific			R
45569	2	Coincident Demand for Monitored Data Set 6 - Rate 3	FLOAT	0 to +99999999 or 0 to ±1	data specific			R
45571	3	Timestamp for Monitored Data Set 6 - Rate 3 Peak & Coincident Demand	TSTAMP	21st Century	1 s			R
45575	2	Cumulative Demand for Monitored Data Set 6 - Rate 3	FLOAT	0 to +99999999	data specific			R
45577	2	Accumulator for Monitored Data Set 7 - Rate 3	SINT32	0 to +99999999	data specific	Energy format, scaling applies only if energy is accumulated		R
45579	2	Peak Demand for Monitored Data Set 7 - Rate 3	FLOAT	0 to +9.999 E+09	data specific			R
45581	2	Coincident Demand for Monitored Data Set 7 - Rate 3	FLOAT	0 to +99999999 or 0 to ±1	data specific			R
45583	3	Timestamp for Monitored Data Set 7 - Rate 3 Peak & Coincident Demand	TSTAMP	21st Century	1 s			R
45587	2	Cumulative Demand for Monitored Data Set 7 - Rate 3	FLOAT	0 to +99999999	data specific			R
45589	2	Accumulator for Monitored Data Set 8 - Rate 3	SINT32	0 to +99999999	data specific	Energy format, scaling applies only if energy is accumulated		R
45591	2	Peak Demand for Monitored Data Set 8 - Rate 3	FLOAT	0 to +9.999 E+09	data specific			R
45593	2	Coincident Demand for Monitored Data Set 8 - Rate 3	FLOAT	0 to +99999999 or 0 to ±1	data specific			R
45595	3	Timestamp for Monitored Data Set 8 - Rate 3 Peak & Coincident Demand	TSTAMP	21st Century	1 s			R
45599	2	Cumulative Demand for Monitored Data Set 8 - Rate 3	FLOAT	0 to +99999999	data specific			R

Reg#	Size	Description	Format	Value Range	Unit of measure or resolution	Comments	Factory default value	Acc
45601	2	Accumulator for Monitored Data Set 9 - Rate 3	SINT32	0 to +99999999	data specific	Energy format, scaling applies only if energy is accumulated		R
45603	2	Peak Demand for Monitored Data Set 9 - Rate 3	FLOAT	0 to +9.999 E+09	data specific			R
45605	2	Coincident Demand for Monitored Data Set 9 - Rate 3	FLOAT	0 to +99999999 or 0 to ±1	data specific			R
45607	3	Timestamp for Monitored Data Set 9 - Rate 3 Peak & Coincident Demand	TSTAMP	21st Century	1 s			R
45611	2	Cumulative Demand for Monitored Data Set 9 - Rate 3	FLOAT	0 to +99999999	data specific			R
45613	2	Accumulator for Monitored Data Set 10 - Rate 3	SINT32	0 to +99999999	data specific	Energy format, scaling applies only if energy is accumulated		R
45615	2	Peak Demand for Monitored Data Set 10 - Rate 3	FLOAT	0 to +9.999 E+09	data specific			R
45617	2	Coincident Demand for Monitored Data Set 10 - Rate 3	FLOAT	0 to +99999999 or 0 to ±1	data specific			R
45619	3	Timestamp for Monitored Data Set 10 - Rate 3 Peak & Coincident Demand	TSTAMP	21st Century	1 s			R
45623	2	Cumulative Demand for Monitored Data Set 10 - Rate 3	FLOAT	0 to +99999999	data specific			R
45625	2	Accumulator for Monitored Data Set 11 - Rate 3	SINT32	0 to +99999999	data specific	Energy format, scaling applies only if energy is accumulated		R
45627	2	Peak Demand for Monitored Data Set 11 - Rate 3	FLOAT	0 to +9.999 E+09	data specific			R
45629	2	Coincident Demand for Monitored Data Set 11 - Rate 3	FLOAT	0 to +99999999 or 0 to ±1	data specific			R
45631	3	Timestamp for Monitored Data Set 11 - Rate 3 Peak & Coincident Demand	TSTAMP	21st Century	1 s			R
45635	2	Cumulative Demand for Monitored Data Set 11 - Rate 3	FLOAT	0 to +99999999	data specific			R
45637	2	Accumulator for Monitored Data Set 12 - Rate 3	SINT32	0 to +99999999	data specific	Energy format, scaling applies only if energy is accumulated		R
45639	2	Peak Demand for Monitored Data Set 12 - Rate 3	FLOAT	0 to +9.999 E+09	data specific			R
45641	2	Coincident Demand for Monitored Data Set 12 - Rate 3	FLOAT	0 to +99999999 or 0 to ±1	data specific			R
45643	3	Timestamp for Monitored Data Set 12 - Rate 3 Peak & Coincident Demand	TSTAMP	21st Century	1 s			R
45647	2	Cumulative Demand for Monitored Data Set 12 - Rate 3	FLOAT	0 to +99999999	data specific			R
45649	2	Accumulator for Monitored Data Set 12 - Rate 3	SINT32	0 to +99999999	data specific	Energy format, scaling applies only if energy is accumulated		R
45651	2	Peak Demand for Monitored Data Set 13 - Rate 3	FLOAT	0 to +9.999 E+09	data specific			R
45653	2	Coincident Demand for Monitored Data Set 13 - Rate 3	FLOAT	0 to +99999999 or 0 to ±1	data specific			R
45655	3	Timestamp for Monitored Data Set 13 - Rate 3 Peak & Coincident Demand	TSTAMP	21st Century	1 s			R
45659	2	Cumulative Demand for Monitored Data Set 13 - Rate 3	FLOAT	0 to +99999999	data specific			R
45661	2	Accumulator for Monitored Data Set 14 - Rate 3	SINT32	0 to +99999999	data specific	Energy format, scaling applies only if energy is accumulated		R
45663	2	Peak Demand for Monitored Data Set 14 - Rate 3	FLOAT	0 to +9.999 E+09	data specific			R
45665	2	Coincident Demand for Monitored Data Set 14 - Rate 3	FLOAT	0 to +99999999 or 0 to ±1	data specific			R
45667	3	Timestamp for Monitored Data Set 14 - Rate 3 Peak & Coincident Demand	TSTAMP	21st Century	1 s			R
45671	2	Cumulative Demand for Monitored Data Set 14 - Rate 3	FLOAT	0 to +99999999	data specific			R
45673	2	Accumulator for Monitored Data Set 15 - Rate 3	SINT32	0 to +99999999	data specific	Energy format, scaling applies only if energy is accumulated		R
45675	2	Peak Demand for Monitored Data Set 15 - Rate 3	FLOAT	0 to +9.999 E+09	data specific			R
45677	2	Coincident Demand for Monitored Data Set 15 - Rate 3	FLOAT	0 to +99999999 or 0 to ±1	data specific			R
45679	3	Timestamp for Monitored Data Set 15 - Rate 3 Peak & Coincident Demand	TSTAMP	21st Century	1 s			R
45683	2	Cumulative Demand for Monitored Data Set 15 - Rate 3	FLOAT	0 to +99999999	data specific			R
45685	2	Accumulator for Monitored Data Set 16 - Rate 3	SINT32	0 to +99999999	data specific	Energy format, scaling applies only if energy is accumulated		R
45687	2	Peak Demand for Monitored Data Set 16 - Rate 3	FLOAT	0 to +9.999 E+09	data specific			R
45689	2	Coincident Demand for Monitored Data Set 16 - Rate 3	FLOAT	0 to +99999999 or 0 to ±1	data specific			R
45691	3	Timestamp for Monitored Data Set 16 - Rate 3 Peak & Coincident Demand	TSTAMP	21st Century	1 s			R
45695	2	Cumulative Demand for Monitored Data Set 16 - Rate 3	FLOAT	0 to +99999999	data specific			R

Reg#	Size	Description	Format	Value Range	Unit of measure or resolution	Comments	Factory default value	Acc
Prior Month, initial season Block, Rate 4 (data accumulated before a mid-month season change)								
45697	2	Accumulator for Monitored Data Set 1 - Rate 4	SINT32	0 to +99999999	data specific	Energy format, scaling applies only if energy is accumulated		R
45699	2	Peak Demand for Monitored Data Set 1 - Rate 4	FLOAT	0 to +9.999 E+09	data specific			R
45701	2	Coincident Demand for Monitored Data Set 1 - Rate 4	FLOAT	0 to +99999999 or 0 to ±1	data specific			R
45703	3	Timestamp for Monitored Data Set 1 - Rate 4 Peak & Coincident Demand	TSTAMP	21st Century	1 s			R
45707	2	Cumulative Demand for Monitored Data Set 1 - Rate 4	FLOAT	0 to +99999999	data specific			R
45709	2	Accumulator for Monitored Data Set 2 - Rate 4	SINT32	0 to +99999999	data specific	Energy format, scaling applies only if energy is accumulated		R
45711	2	Peak Demand for Monitored Data Set 2 - Rate 4	FLOAT	0 to +9.999 E+09	data specific			R
45713	2	Coincident Demand for Monitored Data Set 2 - Rate 4	FLOAT	0 to +99999999 or 0 to ±1	data specific			R
45715	3	Timestamp for Monitored Data Set 2 - Rate 4 Peak & Coincident Demand	TSTAMP	21st Century	1 s			R
45719	2	Cumulative Demand for Monitored Data Set 2 - Rate 4	FLOAT	0 to +99999999	data specific			R
45721	2	Accumulator for Monitored Data Set 3 - Rate 4	SINT32	0 to +99999999	data specific	Energy format, scaling applies only if energy is accumulated		R
45723	2	Peak Demand for Monitored Data Set 3 - Rate 4	FLOAT	0 to +9.999 E+09	data specific			R
45725	2	Coincident Demand for Monitored Data Set 3 - Rate 4	FLOAT	0 to +99999999 or 0 to ±1	data specific			R
45727	3	Timestamp for Monitored Data Set 3 - Rate 4 Peak & Coincident Demand	TSTAMP	21st Century	1 s			R
45731	2	Cumulative Demand for Monitored Data Set 3 - Rate 4	FLOAT	0 to +99999999	data specific			R
45733	2	Accumulator for Monitored Data Set 4 - Rate 4	SINT32	0 to +99999999	data specific	Energy format, scaling applies only if energy is accumulated		R
45735	2	Peak Demand for Monitored Data Set 4 - Rate 4	FLOAT	0 to +9.999 E+09	data specific			R
45737	2	Coincident Demand for Monitored Data Set 4 - Rate 4	FLOAT	0 to +99999999 or 0 to ±1	data specific			R
45739	3	Timestamp for Monitored Data Set 4 - Rate 4 Peak & Coincident Demand	TSTAMP	21st Century	1 s			R
45743	2	Cumulative Demand for Monitored Data Set 4 - Rate 4	FLOAT	0 to +99999999	data specific			R
45745	2	Accumulator for Monitored Data Set 5 - Rate 4	SINT32	0 to +99999999	data specific	Energy format, scaling applies only if energy is accumulated		R
45747	2	Peak Demand for Monitored Data Set 5 - Rate 4	FLOAT	0 to +9.999 E+09	data specific			R
45749	2	Coincident Demand for Monitored Data Set 5 - Rate 4	FLOAT	0 to +99999999 or 0 to ±1	data specific			R
45751	3	Timestamp for Monitored Data Set 5 - Rate 4 Peak & Coincident Demand	TSTAMP	21st Century	1 s			R
45755	2	Cumulative Demand for Monitored Data Set 5 - Rate 4	FLOAT	0 to +99999999	data specific			R
45757	2	Accumulator for Monitored Data Set 6 - Rate 4	SINT32	0 to +99999999	data specific	Energy format, scaling applies only if energy is accumulated		R
45759	2	Peak Demand for Monitored Data Set 6 - Rate 4	FLOAT	0 to +9.999 E+09	data specific			R
45761	2	Coincident Demand for Monitored Data Set 6 - Rate 4	FLOAT	0 to +99999999 or 0 to ±1	data specific			R
45763	3	Timestamp for Monitored Data Set 6 - Rate 4 Peak & Coincident Demand	TSTAMP	21st Century	1 s			R
45767	2	Cumulative Demand for Monitored Data Set 6 - Rate 4	FLOAT	0 to +99999999	data specific			R
45769	2	Accumulator for Monitored Data Set 7 - Rate 4	SINT32	0 to +99999999	data specific	Energy format, scaling applies only if energy is accumulated		R
45771	2	Peak Demand for Monitored Data Set 7 - Rate 4	FLOAT	0 to +9.999 E+09	data specific			R
45773	2	Coincident Demand for Monitored Data Set 7 - Rate 4	FLOAT	0 to +99999999 or 0 to ±1	data specific			R
45775	3	Timestamp for Monitored Data Set 7 - Rate 4 Peak & Coincident Demand	TSTAMP	21st Century	1 s			R
45779	2	Cumulative Demand for Monitored Data Set 7 - Rate 4	FLOAT	0 to +99999999	data specific			R
45781	2	Accumulator for Monitored Data Set 8 - Rate 4	SINT32	0 to +99999999	data specific	Energy format, scaling applies only if energy is accumulated		R
45783	2	Peak Demand for Monitored Data Set 8 - Rate 4	FLOAT	0 to +9.999 E+09	data specific			R
45785	2	Coincident Demand for Monitored Data Set 8 - Rate 4	FLOAT	0 to +99999999 or 0 to ±1	data specific			R
45787	3	Timestamp for Monitored Data Set 8 - Rate 4 Peak & Coincident Demand	TSTAMP	21st Century	1 s			R
45791	2	Cumulative Demand for Monitored Data Set 8 - Rate 4	FLOAT	0 to +99999999	data specific			R

Reg#	Size	Description	Format	Value Range	Unit of measure or resolution	Comments	Factory default value	Acc
45793	2	Accumulator for Monitored Data Set 9 - Rate 4	SINT32	0 to +99999999	data specific	Energy format, scaling applies only if energy is accumulated		R
45795	2	Peak Demand for Monitored Data Set 9 - Rate 4	FLOAT	0 to +9.999 E+09	data specific			R
45797	2	Coincident Demand for Monitored Data Set 9 - Rate 4	FLOAT	0 to +99999999 or 0 to ±1	data specific			R
45799	3	Timestamp for Monitored Data Set 9 - Rate 4 Peak & Coincident Demand	TSTAMP	21st Century	1 s			R
45803	2	Cumulative Demand for Monitored Data Set 9 - Rate 4	FLOAT	0 to +99999999	data specific			R
45805	2	Accumulator for Monitored Data Set 10 - Rate 4	SINT32	0 to +99999999	data specific	Energy format, scaling applies only if energy is accumulated		R
45807	2	Peak Demand for Monitored Data Set 10 - Rate 4	FLOAT	0 to +9.999 E+09	data specific			R
45809	2	Coincident Demand for Monitored Data Set 10 - Rate 4	FLOAT	0 to +99999999 or 0 to ±1	data specific			R
45811	3	Timestamp for Monitored Data Set 10 - Rate 4 Peak & Coincident Demand	TSTAMP	21st Century	1 s			R
45815	2	Cumulative Demand for Monitored Data Set 10 - Rate 4	FLOAT	0 to +99999999	data specific			R
45817	2	Accumulator for Monitored Data Set 11 - Rate 4	SINT32	0 to +99999999	data specific	Energy format, scaling applies only if energy is accumulated		R
45819	2	Peak Demand for Monitored Data Set 11 - Rate 4	FLOAT	0 to +9.999 E+09	data specific			R
45821	2	Coincident Demand for Monitored Data Set 11 - Rate 4	FLOAT	0 to +99999999 or 0 to ±1	data specific			R
45823	3	Timestamp for Monitored Data Set 11 - Rate 4 Peak & Coincident Demand	TSTAMP	21st Century	1 s			R
45827	2	Cumulative Demand for Monitored Data Set 11 - Rate 4	FLOAT	0 to +99999999	data specific			R
45829	2	Accumulator for Monitored Data Set 12 - Rate 4	SINT32	0 to +99999999	data specific	Energy format, scaling applies only if energy is accumulated		R
45831	2	Peak Demand for Monitored Data Set 12 - Rate 4	FLOAT	0 to +9.999 E+09	data specific			R
45833	2	Coincident Demand for Monitored Data Set 12 - Rate 4	FLOAT	0 to +99999999 or 0 to ±1	data specific			R
45835	3	Timestamp for Monitored Data Set 12 - Rate 4 Peak & Coincident Demand	TSTAMP	21st Century	1 s			R
45839	2	Cumulative Demand for Monitored Data Set 12 - Rate 4	FLOAT	0 to +99999999	data specific			R
45841	2	Accumulator for Monitored Data Set 12 - Rate 4	SINT32	0 to +99999999	data specific	Energy format, scaling applies only if energy is accumulated		R
45843	2	Peak Demand for Monitored Data Set 13 - Rate 4	FLOAT	0 to +9.999 E+09	data specific			R
45845	2	Coincident Demand for Monitored Data Set 13 - Rate 4	FLOAT	0 to +99999999 or 0 to ±1	data specific			R
45847	3	Timestamp for Monitored Data Set 13 - Rate 4 Peak & Coincident Demand	TSTAMP	21st Century	1 s			R
45851	2	Cumulative Demand for Monitored Data Set 13 - Rate 4	FLOAT	0 to +99999999	data specific			R
45853	2	Accumulator for Monitored Data Set 14 - Rate 4	SINT32	0 to +99999999	data specific	Energy format, scaling applies only if energy is accumulated		R
45855	2	Peak Demand for Monitored Data Set 14 - Rate 4	FLOAT	0 to +9.999 E+09	data specific			R
45857	2	Coincident Demand for Monitored Data Set 14 - Rate 4	FLOAT	0 to +99999999 or 0 to ±1	data specific			R
45859	3	Timestamp for Monitored Data Set 14 - Rate 4 Peak & Coincident Demand	TSTAMP	21st Century	1 s			R
45863	2	Cumulative Demand for Monitored Data Set 14 - Rate 4	FLOAT	0 to +99999999	data specific			R
45865	2	Accumulator for Monitored Data Set 15 - Rate 4	SINT32	0 to +99999999	data specific	Energy format, scaling applies only if energy is accumulated		R
45867	2	Peak Demand for Monitored Data Set 15 - Rate 4	FLOAT	0 to +9.999 E+09	data specific			R
45869	2	Coincident Demand for Monitored Data Set 15 - Rate 4	FLOAT	0 to +99999999 or 0 to ±1	data specific			R
45871	3	Timestamp for Monitored Data Set 15 - Rate 4 Peak & Coincident Demand	TSTAMP	21st Century	1 s			R
45875	2	Cumulative Demand for Monitored Data Set 15 - Rate 4	FLOAT	0 to +99999999	data specific			R
45877	2	Accumulator for Monitored Data Set 16 - Rate 4	SINT32	0 to +99999999	data specific	Energy format, scaling applies only if energy is accumulated		R
45879	2	Peak Demand for Monitored Data Set 16 - Rate 4	FLOAT	0 to +9.999 E+09	data specific			R
45881	2	Coincident Demand for Monitored Data Set 16 - Rate 4	FLOAT	0 to +99999999 or 0 to ±1	data specific			R
45883	3	Timestamp for Monitored Data Set 16 - Rate 4 Peak & Coincident Demand	TSTAMP	21st Century	1 s			R
45887	2	Cumulative Demand for Monitored Data Set 16 - Rate 4	FLOAT	0 to +99999999	data specific			R

Reg#	Size	Description	Format	Value Range	Unit of measure or resolution	Comments	Factory default value	Acc
Prior Month, final season Block, Rate 0 - Total (data accumulated after a mid-month season change; all zeroes until / unless the season changes)								
45889	2	Accumulator for Monitored Data Set 1 - Rate 0	SINT32	0 to +99999999	data specific	Energy format, scaling applies only if energy is accumulated		R
45891	2	Peak Demand for Monitored Data Set 1 - Rate 0	FLOAT	0 to +9.999 E+09	data specific			R
45893	2	Coincident Demand for Monitored Data Set 1 - Rate 0	FLOAT	0 to +99999999 or 0 to ±1	data specific			R
45895	3	Timestamp for Monitored Data Set 1 - Rate 0 Peak & Coincident Demand	TSTAMP	21st Century	1 s			R
45899	2	Cumulative Demand for Monitored Data Set 1 - Rate 0	FLOAT	0 to +99999999	data specific			R
45901	2	Accumulator for Monitored Data Set 2 - Rate 0	SINT32	0 to +99999999	data specific	Energy format, scaling applies only if energy is accumulated		R
45903	2	Peak Demand for Monitored Data Set 2 - Rate 0	FLOAT	0 to +9.999 E+09	data specific			R
45905	2	Coincident Demand for Monitored Data Set 2 - Rate 0	FLOAT	0 to +99999999 or 0 to ±1	data specific			R
45907	3	Timestamp for Monitored Data Set 2 - Rate 0 Peak & Coincident Demand	TSTAMP	21st Century	1 s			R
45911	2	Cumulative Demand for Monitored Data Set 2 - Rate 0	FLOAT	0 to +99999999	data specific			R
45913	2	Accumulator for Monitored Data Set 3 - Rate 0	SINT32	0 to +99999999	data specific	Energy format, scaling applies only if energy is accumulated		R
45915	2	Peak Demand for Monitored Data Set 3 - Rate 0	FLOAT	0 to +9.999 E+09	data specific			R
45917	2	Coincident Demand for Monitored Data Set 3 - Rate 0	FLOAT	0 to +99999999 or 0 to ±1	data specific			R
45919	3	Timestamp for Monitored Data Set 3 - Rate 0 Peak & Coincident Demand	TSTAMP	21st Century	1 s			R
45923	2	Cumulative Demand for Monitored Data Set 3 - Rate 0	FLOAT	0 to +99999999	data specific			R
45925	2	Accumulator for Monitored Data Set 4 - Rate 0	SINT32	0 to +99999999	data specific	Energy format, scaling applies only if energy is accumulated		R
45927	2	Peak Demand for Monitored Data Set 4 - Rate 0	FLOAT	0 to +9.999 E+09	data specific			R
45929	2	Coincident Demand for Monitored Data Set 4 - Rate 0	FLOAT	0 to +99999999 or 0 to ±1	data specific			R
45931	3	Timestamp for Monitored Data Set 4 - Rate 0 Peak & Coincident Demand	TSTAMP	21st Century	1 s			R
45935	2	Cumulative Demand for Monitored Data Set 4 - Rate 0	FLOAT	0 to +99999999	data specific			R
45937	2	Accumulator for Monitored Data Set 5 - Rate 0	SINT32	0 to +99999999	data specific	Energy format, scaling applies only if energy is accumulated		R
45939	2	Peak Demand for Monitored Data Set 5 - Rate 0	FLOAT	0 to +9.999 E+09	data specific			R
45941	2	Coincident Demand for Monitored Data Set 5 - Rate 0	FLOAT	0 to +99999999 or 0 to ±1	data specific			R
45943	3	Timestamp for Monitored Data Set 5 - Rate 0 Peak & Coincident Demand	TSTAMP	21st Century	1 s			R
45947	2	Cumulative Demand for Monitored Data Set 5 - Rate 0	FLOAT	0 to +99999999	data specific			R
45949	2	Accumulator for Monitored Data Set 6 - Rate 0	SINT32	0 to +99999999	data specific	Energy format, scaling applies only if energy is accumulated		R
45951	2	Peak Demand for Monitored Data Set 6 - Rate 0	FLOAT	0 to +9.999 E+09	data specific			R
45953	2	Coincident Demand for Monitored Data Set 6 - Rate 0	FLOAT	0 to +99999999 or 0 to ±1	data specific			R
45955	3	Timestamp for Monitored Data Set 6 - Rate 0 Peak & Coincident Demand	TSTAMP	21st Century	1 s			R
45959	2	Cumulative Demand for Monitored Data Set 6 - Rate 0	FLOAT	0 to +99999999	data specific			R
45961	2	Accumulator for Monitored Data Set 7 - Rate 0	SINT32	0 to +99999999	data specific	Energy format, scaling applies only if energy is accumulated		R
45963	2	Peak Demand for Monitored Data Set 7 - Rate 0	FLOAT	0 to +9.999 E+09	data specific			R
45965	2	Coincident Demand for Monitored Data Set 7 - Rate 0	FLOAT	0 to +99999999 or 0 to ±1	data specific			R
45967	3	Timestamp for Monitored Data Set 7 - Rate 0 Peak & Coincident Demand	TSTAMP	21st Century	1 s			R
45971	2	Cumulative Demand for Monitored Data Set 7 - Rate 0	FLOAT	0 to +99999999	data specific			R
45973	2	Accumulator for Monitored Data Set 8 - Rate 0	SINT32	0 to +99999999	data specific	Energy format, scaling applies only if energy is accumulated		R
45975	2	Peak Demand for Monitored Data Set 8 - Rate 0	FLOAT	0 to +9.999 E+09	data specific			R
45977	2	Coincident Demand for Monitored Data Set 8 - Rate 0	FLOAT	0 to +99999999 or 0 to ±1	data specific			R
45979	3	Timestamp for Monitored Data Set 8 - Rate 0 Peak & Coincident Demand	TSTAMP	21st Century	1 s			R
45983	2	Cumulative Demand for Monitored Data Set 8 - Rate 0	FLOAT	0 to +99999999	data specific			R

Reg#	Size	Description	Format	Value Range	Unit of measure or resolution	Comments	Factory default value	Acc
45985	2	Accumulator for Monitored Data Set 9 - Rate 0	SINT32	0 to +99999999	data specific	Energy format, scaling applies only if energy is accumulated		R
45987	2	Peak Demand for Monitored Data Set 9 - Rate 0	FLOAT	0 to +9.999 E+09	data specific			R
45989	2	Coincident Demand for Monitored Data Set 9 - Rate 0	FLOAT	0 to +99999999 or 0 to ±1	data specific			R
45991	3	Timestamp for Monitored Data Set 9 - Rate 0 Peak & Coincident Demand	TSTAMP	21st Century	1 s			R
45995	2	Cumulative Demand for Monitored Data Set 9 - Rate 0	FLOAT	0 to +99999999	data specific			R
45997	2	Accumulator for Monitored Data Set 10 - Rate 0	SINT32	0 to +99999999	data specific	Energy format, scaling applies only if energy is accumulated		R
45999	2	Peak Demand for Monitored Data Set 10 - Rate 0	FLOAT	0 to +9.999 E+09	data specific			R
46001	2	Coincident Demand for Monitored Data Set 10 - Rate 0	FLOAT	0 to +99999999 or 0 to ±1	data specific			R
46003	3	Timestamp for Monitored Data Set 10 - Rate 0 Peak & Coincident Demand	TSTAMP	21st Century	1 s			R
46007	2	Cumulative Demand for Monitored Data Set 10 - Rate 0	FLOAT	0 to +99999999	data specific			R
46009	2	Accumulator for Monitored Data Set 11 - Rate 0	SINT32	0 to +99999999	data specific	Energy format, scaling applies only if energy is accumulated		R
46011	2	Peak Demand for Monitored Data Set 11 - Rate 0	FLOAT	0 to +9.999 E+09	data specific			R
46013	2	Coincident Demand for Monitored Data Set 11 - Rate 0	FLOAT	0 to +99999999 or 0 to ±1	data specific			R
46015	3	Timestamp for Monitored Data Set 11 - Rate 0 Peak & Coincident Demand	TSTAMP	21st Century	1 s			R
46019	2	Cumulative Demand for Monitored Data Set 11 - Rate 0	FLOAT	0 to +99999999	data specific			R
46021	2	Accumulator for Monitored Data Set 12 - Rate 0	SINT32	0 to +99999999	data specific	Energy format, scaling applies only if energy is accumulated		R
46023	2	Peak Demand for Monitored Data Set 12 - Rate 0	FLOAT	0 to +9.999 E+09	data specific			R
46025	2	Coincident Demand for Monitored Data Set 12 - Rate 0	FLOAT	0 to +99999999 or 0 to ±1	data specific			R
46027	3	Timestamp for Monitored Data Set 12 - Rate 0 Peak & Coincident Demand	TSTAMP	21st Century	1 s			R
46031	2	Cumulative Demand for Monitored Data Set 12 - Rate 0	FLOAT	0 to +99999999	data specific			R
46033	2	Accumulator for Monitored Data Set 12 - Rate 0	SINT32	0 to +99999999	data specific	Energy format, scaling applies only if energy is accumulated		R
46035	2	Peak Demand for Monitored Data Set 13 - Rate 0	FLOAT	0 to +9.999 E+09	data specific			R
46037	2	Coincident Demand for Monitored Data Set 13 - Rate 0	FLOAT	0 to +99999999 or 0 to ±1	data specific			R
46039	3	Timestamp for Monitored Data Set 13 - Rate 0 Peak & Coincident Demand	TSTAMP	21st Century	1 s			R
46043	2	Cumulative Demand for Monitored Data Set 13 - Rate 0	FLOAT	0 to +99999999	data specific			R
46045	2	Accumulator for Monitored Data Set 14 - Rate 0	SINT32	0 to +99999999	data specific	Energy format, scaling applies only if energy is accumulated		R
46047	2	Peak Demand for Monitored Data Set 14 - Rate 0	FLOAT	0 to +9.999 E+09	data specific			
46049	2	Coincident Demand for Monitored Data Set 14 - Rate 0	FLOAT	0 to +99999999 or 0 to ±1	data specific			R
46051	3	Timestamp for Monitored Data Set 14 - Rate 0 Peak & Coincident Demand	TSTAMP	21st Century	1 s			R
46055	2	Cumulative Demand for Monitored Data Set 14 - Rate 0	FLOAT	0 to +99999999	data specific			R
46057	2	Accumulator for Monitored Data Set 15 - Rate 0	SINT32	0 to +99999999	data specific	Energy format, scaling applies only if energy is accumulated		R
46059	2	Peak Demand for Monitored Data Set 15 - Rate 0	FLOAT	0 to +9.999 E+09	data specific			R
46061	2	Coincident Demand for Monitored Data Set 15 - Rate 0	FLOAT	0 to +99999999 or 0 to ±1	data specific			R
46063	3	Timestamp for Monitored Data Set 15 - Rate 0 Peak & Coincident Demand	TSTAMP	21st Century	1 s			R
46067	2	Cumulative Demand for Monitored Data Set 15 - Rate 0	FLOAT	0 to +99999999	data specific			R
46069	2	Accumulator for Monitored Data Set 16 - Rate 0	SINT32	0 to +99999999	data specific	Energy format, scaling applies only if energy is accumulated		R
46071	2	Peak Demand for Monitored Data Set 16 - Rate 0	FLOAT	0 to +9.999 E+09	data specific			R
46073	2	Coincident Demand for Monitored Data Set 16 - Rate 0	FLOAT	0 to +99999999 or 0 to ±1	data specific			R
46075	3	Timestamp for Monitored Data Set 16 - Rate 0 Peak & Coincident Demand	TSTAMP	21st Century	1 s			R
46079	2	Cumulative Demand for Monitored Data Set 16 - Rate 0	FLOAT	0 to +99999999	data specific			R

Reg#	Size	Description	Format	Value Range	Unit of measure or resolution	Comments	Factory default value	Acc
Prior Month, final season Block, Rate 1 (data accumulated after a mid-month season change; all zeroes until / unless the season changes)								
46081	2	Accumulator for Monitored Data Set 1 - Rate 1	SINT32	0 to +99999999	data specific	Energy format, scaling applies only if energy is accumulated		R
46083	2	Peak Demand for Monitored Data Set 1 - Rate 1	FLOAT	0 to +9.999 E+09	data specific			R
46085	2	Coincident Demand for Monitored Data Set 1 - Rate 1	FLOAT	0 to +99999999 or 0 to ±1	data specific			R
46087	3	Timestamp for Monitored Data Set 1 - Rate 1 Peak & Coincident Demand	TSTAMP	21st Century	1 s			R
46091	2	Cumulative Demand for Monitored Data Set 1 - Rate 1	FLOAT	0 to +99999999	data specific			R
46093	2	Accumulator for Monitored Data Set 2 - Rate 1	SINT32	0 to +99999999	data specific	Energy format, scaling applies only if energy is accumulated		R
46095	2	Peak Demand for Monitored Data Set 2 - Rate 1	FLOAT	0 to +9.999 E+09	data specific			R
46097	2	Coincident Demand for Monitored Data Set 2 - Rate 1	FLOAT	0 to +99999999 or 0 to ±1	data specific			R
46099	3	Timestamp for Monitored Data Set 2 - Rate 1 Peak & Coincident Demand	TSTAMP	21st Century	1 s			R
46103	2	Cumulative Demand for Monitored Data Set 2 - Rate 1	FLOAT	0 to +99999999	data specific			R
46105	2	Accumulator for Monitored Data Set 3 - Rate 1	SINT32	0 to +99999999	data specific	Energy format, scaling applies only if energy is accumulated		R
46107	2	Peak Demand for Monitored Data Set 3 - Rate 1	FLOAT	0 to +9.999 E+09	data specific			R
46109	2	Coincident Demand for Monitored Data Set 3 - Rate 1	FLOAT	0 to +99999999 or 0 to ±1	data specific			R
46111	3	Timestamp for Monitored Data Set 3 - Rate 1 Peak & Coincident Demand	TSTAMP	21st Century	1 s			R
46115	2	Cumulative Demand for Monitored Data Set 3 - Rate 1	FLOAT	0 to +99999999	data specific			R
46117	2	Accumulator for Monitored Data Set 4 - Rate 1	SINT32	0 to +99999999	data specific	Energy format, scaling applies only if energy is accumulated		R
46119	2	Peak Demand for Monitored Data Set 4 - Rate 1	FLOAT	0 to +9.999 E+09	data specific			R
46121	2	Coincident Demand for Monitored Data Set 4 - Rate 1	FLOAT	0 to +99999999 or 0 to ±1	data specific			R
46123	3	Timestamp for Monitored Data Set 4 - Rate 1 Peak & Coincident Demand	TSTAMP	21st Century	1 s			R
46127	2	Cumulative Demand for Monitored Data Set 4 - Rate 1	FLOAT	0 to +99999999	data specific			R
46129	2	Accumulator for Monitored Data Set 5 - Rate 1	SINT32	0 to +99999999	data specific	Energy format, scaling applies only if energy is accumulated		R
46131	2	Peak Demand for Monitored Data Set 5 - Rate 1	FLOAT	0 to +9.999 E+09	data specific			R
46133	2	Coincident Demand for Monitored Data Set 5 - Rate 1	FLOAT	0 to +99999999 or 0 to ±1	data specific			R
46135	3	Timestamp for Monitored Data Set 5 - Rate 1 Peak & Coincident Demand	TSTAMP	21st Century	1 s			R
46139	2	Cumulative Demand for Monitored Data Set 5 - Rate 1	FLOAT	0 to +99999999	data specific			R
46141	2	Accumulator for Monitored Data Set 6 - Rate 1	SINT32	0 to +99999999	data specific	Energy format, scaling applies only if energy is accumulated		R
46143	2	Peak Demand for Monitored Data Set 6 - Rate 1	FLOAT	0 to +9.999 E+09	data specific			R
46145	2	Coincident Demand for Monitored Data Set 6 - Rate 1	FLOAT	0 to +99999999 or 0 to ±1	data specific			R
46147	3	Timestamp for Monitored Data Set 6 - Rate 1 Peak & Coincident Demand	TSTAMP	21st Century	1 s			R
46151	2	Cumulative Demand for Monitored Data Set 6 - Rate 1	FLOAT	0 to +99999999	data specific			R
46153	2	Accumulator for Monitored Data Set 7 - Rate 1	SINT32	0 to +99999999	data specific	Energy format, scaling applies only if energy is accumulated		R
46155	2	Peak Demand for Monitored Data Set 7 - Rate 1	FLOAT	0 to +9.999 E+09	data specific			R
46157	2	Coincident Demand for Monitored Data Set 7 - Rate 1	FLOAT	0 to +99999999 or 0 to ±1	data specific			R
46159	3	Timestamp for Monitored Data Set 7 - Rate 1 Peak & Coincident Demand	TSTAMP	21st Century	1 s			R
46163	2	Cumulative Demand for Monitored Data Set 7 - Rate 1	FLOAT	0 to +99999999	data specific			R
46165	2	Accumulator for Monitored Data Set 8 - Rate 1	SINT32	0 to +99999999	data specific	Energy format, scaling applies only if energy is accumulated		R
46167	2	Peak Demand for Monitored Data Set 8 - Rate 1	FLOAT	0 to +9.999 E+09	data specific			R
46169	2	Coincident Demand for Monitored Data Set 8 - Rate 1	FLOAT	0 to +99999999 or 0 to ±1	data specific			R
46171	3	Timestamp for Monitored Data Set 8 - Rate 1 Peak & Coincident Demand	TSTAMP	21st Century	1 s			R
46175	2	Cumulative Demand for Monitored Data Set 8 - Rate 1	FLOAT	0 to +99999999	data specific			R

Reg#	Size	Description	Format	Value Range	Unit of measure or resolution	Comments	Factory default value	Acc
46177	2	Accumulator for Monitored Data Set 9 - Rate 1	SINT32	0 to +99999999	data specific	Energy format, scaling applies only if energy is accumulated		R
46179	2	Peak Demand for Monitored Data Set 9 - Rate 1	FLOAT	0 to +9.999 E+09	data specific			R
46181	2	Coincident Demand for Monitored Data Set 9 - Rate 1	FLOAT	0 to +99999999 or 0 to ±1	data specific			R
46183	3	Timestamp for Monitored Data Set 9 - Rate 1 Peak & Coincident Demand	TSTAMP	21st Century	1 s			R
46187	2	Cumulative Demand for Monitored Data Set 9 - Rate 1	FLOAT	0 to +99999999	data specific			R
46189	2	Accumulator for Monitored Data Set 10 - Rate 1	SINT32	0 to +99999999	data specific	Energy format, scaling applies only if energy is accumulated		R
46191	2	Peak Demand for Monitored Data Set 10 - Rate 1	FLOAT	0 to +9.999 E+09	data specific			R
46193	2	Coincident Demand for Monitored Data Set 10 - Rate 1	FLOAT	0 to +99999999 or 0 to ±1	data specific			R
46195	3	Timestamp for Monitored Data Set 10 - Rate 1 Peak & Coincident Demand	TSTAMP	21st Century	1 s			R
46199	2	Cumulative Demand for Monitored Data Set 10 - Rate 1	FLOAT	0 to +99999999	data specific			R
46201	2	Accumulator for Monitored Data Set 11 - Rate 1	SINT32	0 to +99999999	data specific	Energy format, scaling applies only if energy is accumulated		R
46203	2	Peak Demand for Monitored Data Set 11 - Rate 1	FLOAT	0 to +9.999 E+09	data specific			R
46205	2	Coincident Demand for Monitored Data Set 11 - Rate 1	FLOAT	0 to +99999999 or 0 to ±1	data specific			R
46207	3	Timestamp for Monitored Data Set 11 - Rate 1 Peak & Coincident Demand	TSTAMP	21st Century	1 s			R
46211	2	Cumulative Demand for Monitored Data Set 11 - Rate 1	FLOAT	0 to +99999999	data specific			R
46213	2	Accumulator for Monitored Data Set 12 - Rate 1	SINT32	0 to +99999999	data specific	Energy format, scaling applies only if energy is accumulated		R
46215	2	Peak Demand for Monitored Data Set 12 - Rate 1	FLOAT	0 to +9.999 E+09	data specific			R
46217	2	Coincident Demand for Monitored Data Set 12 - Rate 1	FLOAT	0 to +99999999 or 0 to ±1	data specific			R
46219	3	Timestamp for Monitored Data Set 12 - Rate 1 Peak & Coincident Demand	TSTAMP	21st Century	1 s			R
46223	2	Cumulative Demand for Monitored Data Set 12 - Rate 1	FLOAT	0 to +99999999	data specific			R
46225	2	Accumulator for Monitored Data Set 12 - Rate 1	SINT32	0 to +99999999	data specific	Energy format, scaling applies only if energy is accumulated		R
46227	2	Peak Demand for Monitored Data Set 13 - Rate 1	FLOAT	0 to +9.999 E+09	data specific			R
46229	2	Coincident Demand for Monitored Data Set 13 - Rate 1	FLOAT	0 to +99999999 or 0 to ±1	data specific			R
46231	3	Timestamp for Monitored Data Set 13 - Rate 1 Peak & Coincident Demand	TSTAMP	21st Century	1 s			R
46235	2	Cumulative Demand for Monitored Data Set 13 - Rate 1	FLOAT	0 to +99999999	data specific			R
46237	2	Accumulator for Monitored Data Set 14 - Rate 1	SINT32	0 to +99999999	data specific	Energy format, scaling applies only if energy is accumulated		R
46239	2	Peak Demand for Monitored Data Set 14 - Rate 1	FLOAT	0 to +9.999 E+09	data specific			R
46241	2	Coincident Demand for Monitored Data Set 14 - Rate 1	FLOAT	0 to +99999999 or 0 to ±1	data specific			R
46243	3	Timestamp for Monitored Data Set 14 - Rate 1 Peak & Coincident Demand	TSTAMP	21st Century	1 s			R
46247	2	Cumulative Demand for Monitored Data Set 14 - Rate 1	FLOAT	0 to +99999999	data specific			R
46249	2	Accumulator for Monitored Data Set 15 - Rate 1	SINT32	0 to +99999999	data specific	Energy format, scaling applies only if energy is accumulated		R
46251	2	Peak Demand for Monitored Data Set 15 - Rate 1	FLOAT	0 to +9.999 E+09	data specific			R
46253	2	Coincident Demand for Monitored Data Set 15 - Rate 1	FLOAT	0 to +99999999 or 0 to ±1	data specific			R
46255	3	Timestamp for Monitored Data Set 15 - Rate 1 Peak & Coincident Demand	TSTAMP	21st Century	1 s			R
46259	2	Cumulative Demand for Monitored Data Set 15 - Rate 1	FLOAT	0 to +99999999	data specific			R
46261	2	Accumulator for Monitored Data Set 16 - Rate 1	SINT32	0 to +99999999	data specific	Energy format, scaling applies only if energy is accumulated		R
46263	2	Peak Demand for Monitored Data Set 16 - Rate 1	FLOAT	0 to +9.999 E+09	data specific			R
46265	2	Coincident Demand for Monitored Data Set 16 - Rate 1	FLOAT	0 to +99999999 or 0 to ±1	data specific			R
46267	3	Timestamp for Monitored Data Set 16 - Rate 1 Peak & Coincident Demand	TSTAMP	21st Century	1 s			R
46271	2	Cumulative Demand for Monitored Data Set 16 - Rate 1	FLOAT	0 to +99999999	data specific			R

Reg#	Size	Description	Format	Value Range	Unit of measure or resolution	Comments	Factory default value	Acc
Prior Month, final season Block, Rate 2 (data accumulated after a mid-month season change; all zeroes until / unless the season changes)								
46273	2	Accumulator for Monitored Data Set 1 - Rate 2	SINT32	0 to +99999999	data specific	Energy format, scaling applies only if energy is accumulated		R
46275	2	Peak Demand for Monitored Data Set 1 - Rate 2	FLOAT	0 to +9.999 E+09	data specific			R
46277	2	Coincident Demand for Monitored Data Set 1 - Rate 2	FLOAT	0 to +99999999 or 0 to ±1	data specific			R
46279	3	Timestamp for Monitored Data Set 1 - Rate 2 Peak & Coincident Demand	TSTAMP	21st Century	1 s			R
46283	2	Cumulative Demand for Monitored Data Set 1 - Rate 2	FLOAT	0 to +99999999	data specific			R
46285	2	Accumulator for Monitored Data Set 2 - Rate 2	SINT32	0 to +99999999	data specific	Energy format, scaling applies only if energy is accumulated		R
46287	2	Peak Demand for Monitored Data Set 2 - Rate 2	FLOAT	0 to +9.999 E+09	data specific			R
46289	2	Coincident Demand for Monitored Data Set 2 - Rate 2	FLOAT	0 to +99999999 or 0 to ±1	data specific			R
46291	3	Timestamp for Monitored Data Set 2 - Rate 2 Peak & Coincident Demand	TSTAMP	21st Century	1 s			R
46295	2	Cumulative Demand for Monitored Data Set 2 - Rate 2	FLOAT	0 to +99999999	data specific			R
46297	2	Accumulator for Monitored Data Set 3 - Rate 2	SINT32	0 to +99999999	data specific	Energy format, scaling applies only if energy is accumulated		R
46299	2	Peak Demand for Monitored Data Set 3 - Rate 2	FLOAT	0 to +9.999 E+09	data specific			R
46301	2	Coincident Demand for Monitored Data Set 3 - Rate 2	FLOAT	0 to +99999999 or 0 to ±1	data specific			R
46303	3	Timestamp for Monitored Data Set 3 - Rate 2 Peak & Coincident Demand	TSTAMP	21st Century	1 s			R
46307	2	Cumulative Demand for Monitored Data Set 3 - Rate 2	FLOAT	0 to +99999999	data specific			R
46309	2	Accumulator for Monitored Data Set 4 - Rate 2	SINT32	0 to +99999999	data specific	Energy format, scaling applies only if energy is accumulated		R
46311	2	Peak Demand for Monitored Data Set 4 - Rate 2	FLOAT	0 to +9.999 E+09	data specific			R
46313	2	Coincident Demand for Monitored Data Set 4 - Rate 2	FLOAT	0 to +99999999 or 0 to ±1	data specific			R
46315	3	Timestamp for Monitored Data Set 4 - Rate 2 Peak & Coincident Demand	TSTAMP	21st Century	1 s			R
46319	2	Cumulative Demand for Monitored Data Set 4 - Rate 2	FLOAT	0 to +99999999	data specific			R
46321	2	Accumulator for Monitored Data Set 5 - Rate 2	SINT32	0 to +99999999	data specific	Energy format, scaling applies only if energy is accumulated		R
46323	2	Peak Demand for Monitored Data Set 5 - Rate 2	FLOAT	0 to +9.999 E+09	data specific			R
46325	2	Coincident Demand for Monitored Data Set 5 - Rate 2	FLOAT	0 to +99999999 or 0 to ±1	data specific			R
46327	3	Timestamp for Monitored Data Set 5 - Rate 2 Peak & Coincident Demand	TSTAMP	21st Century	1 s			R
46331	2	Cumulative Demand for Monitored Data Set 5 - Rate 2	FLOAT	0 to +99999999	data specific			R
46333	2	Accumulator for Monitored Data Set 6 - Rate 2	SINT32	0 to +99999999	data specific	Energy format, scaling applies only if energy is accumulated		R
46335	2	Peak Demand for Monitored Data Set 6 - Rate 2	FLOAT	0 to +9.999 E+09	data specific			R
46337	2	Coincident Demand for Monitored Data Set 6 - Rate 2	FLOAT	0 to +99999999 or 0 to ±1	data specific			R
46339	3	Timestamp for Monitored Data Set 6 - Rate 2 Peak & Coincident Demand	TSTAMP	21st Century	1 s			R
46343	2	Cumulative Demand for Monitored Data Set 6 - Rate 2	FLOAT	0 to +99999999	data specific			R
46345	2	Accumulator for Monitored Data Set 7 - Rate 2	SINT32	0 to +99999999	data specific	Energy format, scaling applies only if energy is accumulated		R
46347	2	Peak Demand for Monitored Data Set 7 - Rate 2	FLOAT	0 to +9.999 E+09	data specific			R
46349	2	Coincident Demand for Monitored Data Set 7 - Rate 2	FLOAT	0 to +99999999 or 0 to ±1	data specific			R
46351	3	Timestamp for Monitored Data Set 7 - Rate 2 Peak & Coincident Demand	TSTAMP	21st Century	1 s			R
46355	2	Cumulative Demand for Monitored Data Set 7 - Rate 2	FLOAT	0 to +99999999	data specific			R
46357	2	Accumulator for Monitored Data Set 8 - Rate 2	SINT32	0 to +99999999	data specific	Energy format, scaling applies only if energy is accumulated		R
46359	2	Peak Demand for Monitored Data Set 8 - Rate 2	FLOAT	0 to +9.999 E+09	data specific			R
46361	2	Coincident Demand for Monitored Data Set 8 - Rate 2	FLOAT	0 to +99999999 or 0 to ±1	data specific			R
46363	3	Timestamp for Monitored Data Set 8 - Rate 2 Peak & Coincident Demand	TSTAMP	21st Century	1 s			R
46367	2	Cumulative Demand for Monitored Data Set 8 - Rate 2	FLOAT	0 to +99999999	data specific			R

Reg#	Size	Description	Format	Value Range	Unit of measure or resolution	Comments	Factory default value	Acc
46369	2	Accumulator for Monitored Data Set 9 - Rate 2	SINT32	0 to +99999999	data specific	Energy format, scaling applies only if energy is accumulated		R
46371	2	Peak Demand for Monitored Data Set 9 - Rate 2	FLOAT	0 to +9.999 E+09	data specific			R
46373	2	Coincident Demand for Monitored Data Set 9 - Rate 2	FLOAT	0 to +99999999 or 0 to ±1	data specific			R
46375	3	Timestamp for Monitored Data Set 9 - Rate 2 Peak & Coincident Demand	TSTAMP	21st Century	1 s			R
46379	2	Cumulative Demand for Monitored Data Set 9 - Rate 2	FLOAT	0 to +99999999	data specific			R
46381	2	Accumulator for Monitored Data Set 10 - Rate 2	SINT32	0 to +99999999	data specific	Energy format, scaling applies only if energy is accumulated		R
46383	2	Peak Demand for Monitored Data Set 10 - Rate 2	FLOAT	0 to +9.999 E+09	data specific			R
46385	2	Coincident Demand for Monitored Data Set 10 - Rate 2	FLOAT	0 to +99999999 or 0 to ±1	data specific			R
46387	3	Timestamp for Monitored Data Set 10 - Rate 2 Peak & Coincident Demand	TSTAMP	21st Century	1 s			R
46391	2	Cumulative Demand for Monitored Data Set 10 - Rate 2	FLOAT	0 to +99999999	data specific			R
46393	2	Accumulator for Monitored Data Set 11 - Rate 2	SINT32	0 to +99999999	data specific	Energy format, scaling applies only if energy is accumulated		R
46395	2	Peak Demand for Monitored Data Set 11 - Rate 2	FLOAT	0 to +9.999 E+09	data specific			R
46397	2	Coincident Demand for Monitored Data Set 11 - Rate 2	FLOAT	0 to +99999999 or 0 to ±1	data specific			R
46399	3	Timestamp for Monitored Data Set 11 - Rate 2 Peak & Coincident Demand	TSTAMP	21st Century	1 s			R
46403	2	Cumulative Demand for Monitored Data Set 11 - Rate 2	FLOAT	0 to +99999999	data specific			R
46405	2	Accumulator for Monitored Data Set 12 - Rate 2	SINT32	0 to +99999999	data specific	Energy format, scaling applies only if energy is accumulated		R
46407	2	Peak Demand for Monitored Data Set 12 - Rate 2	FLOAT	0 to +9.999 E+09	data specific			R
46409	2	Coincident Demand for Monitored Data Set 12 - Rate 2	FLOAT	0 to +99999999 or 0 to ±1	data specific			R
46411	3	Timestamp for Monitored Data Set 12 - Rate 2 Peak & Coincident Demand	TSTAMP	21st Century	1 s			R
46415	2	Cumulative Demand for Monitored Data Set 12 - Rate 2	FLOAT	0 to +99999999	data specific			R
46417	2	Accumulator for Monitored Data Set 12 - Rate 2	SINT32	0 to +99999999	data specific	Energy format, scaling applies only if energy is accumulated		R
46419	2	Peak Demand for Monitored Data Set 13 - Rate 2	FLOAT	0 to +9.999 E+09	data specific			R
46421	2	Coincident Demand for Monitored Data Set 13 - Rate 2	FLOAT	0 to +99999999 or 0 to ±1	data specific			R
46423	3	Timestamp for Monitored Data Set 13 - Rate 2 Peak & Coincident Demand	TSTAMP	21st Century	1 s			R
46427	2	Cumulative Demand for Monitored Data Set 13 - Rate 2	FLOAT	0 to +99999999	data specific			R
46429	2	Accumulator for Monitored Data Set 14 - Rate 2	SINT32	0 to +99999999	data specific	Energy format, scaling applies only if energy is accumulated		R
46431	2	Peak Demand for Monitored Data Set 14 - Rate 2	FLOAT	0 to +9.999 E+09	data specific			
46433	2	Coincident Demand for Monitored Data Set 14 - Rate 2	FLOAT	0 to +99999999 or 0 to ±1	data specific			R
46435	3	Timestamp for Monitored Data Set 14 - Rate 2 Peak & Coincident Demand	TSTAMP	21st Century	1 s			R
46439	2	Cumulative Demand for Monitored Data Set 14 - Rate 2	FLOAT	0 to +99999999	data specific			R
46441	2	Accumulator for Monitored Data Set 15 - Rate 2	SINT32	0 to +99999999	data specific	Energy format, scaling applies only if energy is accumulated		R
46443	2	Peak Demand for Monitored Data Set 15 - Rate 2	FLOAT	0 to +9.999 E+09	data specific			R
46445	2	Coincident Demand for Monitored Data Set 15 - Rate 2	FLOAT	0 to +99999999 or 0 to ±1	data specific			R
46447	3	Timestamp for Monitored Data Set 15 - Rate 2 Peak & Coincident Demand	TSTAMP	21st Century	1 s			R
46451	2	Cumulative Demand for Monitored Data Set 15 - Rate 2	FLOAT	0 to +99999999	data specific			R
46453	2	Accumulator for Monitored Data Set 16 - Rate 2	SINT32	0 to +99999999	data specific	Energy format, scaling applies only if energy is accumulated		R
46455	2	Peak Demand for Monitored Data Set 16 - Rate 2	FLOAT	0 to +9.999 E+09	data specific			R
46457	2	Coincident Demand for Monitored Data Set 16 - Rate 2	FLOAT	0 to +99999999 or 0 to ±1	data specific			R
46459	3	Timestamp for Monitored Data Set 16 - Rate 2 Peak & Coincident Demand	TSTAMP	21st Century	1 s			R
46463	2	Cumulative Demand for Monitored Data Set 16 - Rate 2	FLOAT	0 to +99999999	data specific			R

Reg#	Size	Description	Format	Value Range	Unit of measure or resolution	Comments	Factory default value	Acc
Prior Month, final season Block, Rate 3 (data accumulated after a mid-month season change; all zeroes until / unless the season changes)								
46465	2	Accumulator for Monitored Data Set 1 - Rate 3	SINT32	0 to +99999999	data specific	Energy format, scaling applies only if energy is accumulated		R
46467	2	Peak Demand for Monitored Data Set 1 - Rate 3	FLOAT	0 to +9.999 E+09	data specific			R
46469	2	Coincident Demand for Monitored Data Set 1 - Rate 3	FLOAT	0 to +99999999 or 0 to ±1	data specific			R
46471	3	Timestamp for Monitored Data Set 1 - Rate 3 Peak & Coincident Demand	TSTAMP	21st Century	1 s			R
46475	2	Cumulative Demand for Monitored Data Set 1 - Rate 3	FLOAT	0 to +99999999	data specific			R
46477	2	Accumulator for Monitored Data Set 2 - Rate 3	SINT32	0 to +99999999	data specific	Energy format, scaling applies only if energy is accumulated		R
46479	2	Peak Demand for Monitored Data Set 2 - Rate 3	FLOAT	0 to +9.999 E+09	data specific			R
46481	2	Coincident Demand for Monitored Data Set 2 - Rate 3	FLOAT	0 to +99999999 or 0 to ±1	data specific			R
46483	3	Timestamp for Monitored Data Set 2 - Rate 3 Peak & Coincident Demand	TSTAMP	21st Century	1 s			R
46487	2	Cumulative Demand for Monitored Data Set 2 - Rate 3	FLOAT	0 to +99999999	data specific			R
46489	2	Accumulator for Monitored Data Set 3 - Rate 3	SINT32	0 to +99999999	data specific	Energy format, scaling applies only if energy is accumulated		R
46491	2	Peak Demand for Monitored Data Set 3 - Rate 3	FLOAT	0 to +9.999 E+09	data specific			R
46493	2	Coincident Demand for Monitored Data Set 3 - Rate 3	FLOAT	0 to +99999999 or 0 to ±1	data specific			R
46495	3	Timestamp for Monitored Data Set 3 - Rate 3 Peak & Coincident Demand	TSTAMP	21st Century	1 s			R
46499	2	Cumulative Demand for Monitored Data Set 3 - Rate 3	FLOAT	0 to +99999999	data specific			R
46501	2	Accumulator for Monitored Data Set 4 - Rate 3	SINT32	0 to +99999999	data specific	Energy format, scaling applies only if energy is accumulated		R
46503	2	Peak Demand for Monitored Data Set 4 - Rate 3	FLOAT	0 to +9.999 E+09	data specific			R
46505	2	Coincident Demand for Monitored Data Set 4 - Rate 3	FLOAT	0 to +99999999 or 0 to ±1	data specific			R
46507	3	Timestamp for Monitored Data Set 4 - Rate 3 Peak & Coincident Demand	TSTAMP	21st Century	1 s			R
46511	2	Cumulative Demand for Monitored Data Set 4 - Rate 3	FLOAT	0 to +99999999	data specific			R
46513	2	Accumulator for Monitored Data Set 5 - Rate 3	SINT32	0 to +99999999	data specific	Energy format, scaling applies only if energy is accumulated		R
46515	2	Peak Demand for Monitored Data Set 5 - Rate 3	FLOAT	0 to +9.999 E+09	data specific			R
46517	2	Coincident Demand for Monitored Data Set 5 - Rate 3	FLOAT	0 to +99999999 or 0 to ±1	data specific			R
46519	3	Timestamp for Monitored Data Set 5 - Rate 3 Peak & Coincident Demand	TSTAMP	21st Century	1 s			R
46523	2	Cumulative Demand for Monitored Data Set 5 - Rate 3	FLOAT	0 to +99999999	data specific			R
46525	2	Accumulator for Monitored Data Set 6 - Rate 3	SINT32	0 to +99999999	data specific	Energy format, scaling applies only if energy is accumulated		R
46527	2	Peak Demand for Monitored Data Set 6 - Rate 3	FLOAT	0 to +9.999 E+09	data specific			R
46529	2	Coincident Demand for Monitored Data Set 6 - Rate 3	FLOAT	0 to +99999999 or 0 to ±1	data specific			R
46531	3	Timestamp for Monitored Data Set 6 - Rate 3 Peak & Coincident Demand	TSTAMP	21st Century	1 s			R
46535	2	Cumulative Demand for Monitored Data Set 6 - Rate 3	FLOAT	0 to +99999999	data specific			R
46537	2	Accumulator for Monitored Data Set 7 - Rate 3	SINT32	0 to +99999999	data specific	Energy format, scaling applies only if energy is accumulated		R
46539	2	Peak Demand for Monitored Data Set 7 - Rate 3	FLOAT	0 to +9.999 E+09	data specific			R
46541	2	Coincident Demand for Monitored Data Set 7 - Rate 3	FLOAT	0 to +99999999 or 0 to ±1	data specific			R
46543	3	Timestamp for Monitored Data Set 7 - Rate 3 Peak & Coincident Demand	TSTAMP	21st Century	1 s			R
46547	2	Cumulative Demand for Monitored Data Set 7 - Rate 3	FLOAT	0 to +99999999	data specific			R
46549	2	Accumulator for Monitored Data Set 8 - Rate 3	SINT32	0 to +99999999	data specific	Energy format, scaling applies only if energy is accumulated		R
46551	2	Peak Demand for Monitored Data Set 8 - Rate 3	FLOAT	0 to +9.999 E+09	data specific			R
46553	2	Coincident Demand for Monitored Data Set 8 - Rate 3	FLOAT	0 to +99999999 or 0 to ±1	data specific			R
46555	3	Timestamp for Monitored Data Set 8 - Rate 3 Peak & Coincident Demand	TSTAMP	21st Century	1 s			R
46559	2	Cumulative Demand for Monitored Data Set 8 - Rate 3	FLOAT	0 to +99999999	data specific			R

Reg#	Size	Description	Format	Value Range	Unit of measure or resolution	Comments	Factory default value	Acc
46561	2	Accumulator for Monitored Data Set 9 - Rate 3	SINT32	0 to +99999999	data specific	Energy format, scaling applies only if energy is accumulated		R
46563	2	Peak Demand for Monitored Data Set 9 - Rate 3	FLOAT	0 to +9.999 E+09	data specific			R
46565	2	Coincident Demand for Monitored Data Set 9 - Rate 3	FLOAT	0 to +99999999 or 0 to ±1	data specific			R
46567	3	Timestamp for Monitored Data Set 9 - Rate 3 Peak & Coincident Demand	TSTAMP	21st Century	1 s			R
46571	2	Cumulative Demand for Monitored Data Set 9 - Rate 3	FLOAT	0 to +99999999	data specific			R
46573	2	Accumulator for Monitored Data Set 10 - Rate 3	SINT32	0 to +99999999	data specific	Energy format, scaling applies only if energy is accumulated		R
46575	2	Peak Demand for Monitored Data Set 10 - Rate 3	FLOAT	0 to +9.999 E+09	data specific			R
46577	2	Coincident Demand for Monitored Data Set 10 - Rate 3	FLOAT	0 to +99999999 or 0 to ±1	data specific			R
46579	3	Timestamp for Monitored Data Set 10 - Rate 3 Peak & Coincident Demand	TSTAMP	21st Century	1 s			R
46583	2	Cumulative Demand for Monitored Data Set 10 - Rate 3	FLOAT	0 to +99999999	data specific			R
46585	2	Accumulator for Monitored Data Set 11 - Rate 3	SINT32	0 to +99999999	data specific	Energy format, scaling applies only if energy is accumulated		R
46587	2	Peak Demand for Monitored Data Set 11 - Rate 3	FLOAT	0 to +9.999 E+09	data specific			R
46589	2	Coincident Demand for Monitored Data Set 11 - Rate 3	FLOAT	0 to +99999999 or 0 to ±1	data specific			R
46591	3	Timestamp for Monitored Data Set 11 - Rate 3 Peak & Coincident Demand	TSTAMP	21st Century	1 s			R
46595	2	Cumulative Demand for Monitored Data Set 11 - Rate 3	FLOAT	0 to +99999999	data specific			R
46597	2	Accumulator for Monitored Data Set 12 - Rate 3	SINT32	0 to +99999999	data specific	Energy format, scaling applies only if energy is accumulated		R
46599	2	Peak Demand for Monitored Data Set 12 - Rate 3	FLOAT	0 to +9.999 E+09	data specific			R
46601	2	Coincident Demand for Monitored Data Set 12 - Rate 3	FLOAT	0 to +99999999 or 0 to ±1	data specific			R
46603	3	Timestamp for Monitored Data Set 12 - Rate 3 Peak & Coincident Demand	TSTAMP	21st Century	1 s			R
46607	2	Cumulative Demand for Monitored Data Set 12 - Rate 3	FLOAT	0 to +99999999	data specific			R
46609	2	Accumulator for Monitored Data Set 12 - Rate 3	SINT32	0 to +99999999	data specific	Energy format, scaling applies only if energy is accumulated		R
46611	2	Peak Demand for Monitored Data Set 13 - Rate 3	FLOAT	0 to +9.999 E+09	data specific			R
46613	2	Coincident Demand for Monitored Data Set 13 - Rate 3	FLOAT	0 to +99999999 or 0 to ±1	data specific			R
46615	3	Timestamp for Monitored Data Set 13 - Rate 3 Peak & Coincident Demand	TSTAMP	21st Century	1 s			R
46619	2	Cumulative Demand for Monitored Data Set 13 - Rate 3	FLOAT	0 to +99999999	data specific			R
46621	2	Accumulator for Monitored Data Set 14 - Rate 3	SINT32	0 to +99999999	data specific	Energy format, scaling applies only if energy is accumulated		R
46623	2	Peak Demand for Monitored Data Set 14 - Rate 3	FLOAT	0 to +9.999 E+09	data specific			R
46625	2	Coincident Demand for Monitored Data Set 14 - Rate 3	FLOAT	0 to +99999999 or 0 to ±1	data specific			R
46627	3	Timestamp for Monitored Data Set 14 - Rate 3 Peak & Coincident Demand	TSTAMP	21st Century	1 s			R
46631	2	Cumulative Demand for Monitored Data Set 14 - Rate 3	FLOAT	0 to +99999999	data specific			R
46633	2	Accumulator for Monitored Data Set 15 - Rate 3	SINT32	0 to +99999999	data specific	Energy format, scaling applies only if energy is accumulated		R
46635	2	Peak Demand for Monitored Data Set 15 - Rate 3	FLOAT	0 to +9.999 E+09	data specific			R
46637	2	Coincident Demand for Monitored Data Set 15 - Rate 3	FLOAT	0 to +99999999 or 0 to ±1	data specific			R
46639	3	Timestamp for Monitored Data Set 15 - Rate 3 Peak & Coincident Demand	TSTAMP	21st Century	1 s			R
46643	2	Cumulative Demand for Monitored Data Set 15 - Rate 3	FLOAT	0 to +99999999	data specific			R
46645	2	Accumulator for Monitored Data Set 16 - Rate 3	SINT32	0 to +99999999	data specific	Energy format, scaling applies only if energy is accumulated		R
46647	2	Peak Demand for Monitored Data Set 16 - Rate 3	FLOAT	0 to +9.999 E+09	data specific			R
46649	2	Coincident Demand for Monitored Data Set 16 - Rate 3	FLOAT	0 to +99999999 or 0 to ±1	data specific			R
46651	3	Timestamp for Monitored Data Set 16 - Rate 3 Peak & Coincident Demand	TSTAMP	21st Century	1 s			R
46655	2	Cumulative Demand for Monitored Data Set 16 - Rate 3	FLOAT	0 to +99999999	data specific			R

Reg#	Size	Description	Format	Value Range	Unit of measure or resolution	Comments	Factory default value	Acc
Prior Month, final season Block, Rate 4 (data accumulated after a mid-month season change; all zeroes until / unless the season changes)								
46657	2	Accumulator for Monitored Data Set 1 - Rate 4	SINT32	0 to +99999999	data specific	Energy format, scaling applies only if energy is accumulated		R
46659	2	Peak Demand for Monitored Data Set 1 - Rate 4	FLOAT	0 to +9.999 E+09	data specific			R
46661	2	Coincident Demand for Monitored Data Set 1 - Rate 4	FLOAT	0 to +99999999 or 0 to ±1	data specific			R
46663	3	Timestamp for Monitored Data Set 1 - Rate 4 Peak & Coincident Demand	TSTAMP	21st Century	1 s			R
46667	2	Cumulative Demand for Monitored Data Set 1 - Rate 4	FLOAT	0 to +99999999	data specific			R
46669	2	Accumulator for Monitored Data Set 2 - Rate 4	SINT32	0 to +99999999	data specific	Energy format, scaling applies only if energy is accumulated		R
46671	2	Peak Demand for Monitored Data Set 2 - Rate 4	FLOAT	0 to +9.999 E+09	data specific			R
46673	2	Coincident Demand for Monitored Data Set 2 - Rate 4	FLOAT	0 to +99999999 or 0 to ±1	data specific			R
46675	3	Timestamp for Monitored Data Set 2 - Rate 4 Peak & Coincident Demand	TSTAMP	21st Century	1 s			R
46679	2	Cumulative Demand for Monitored Data Set 2 - Rate 4	FLOAT	0 to +99999999	data specific			R
46681	2	Accumulator for Monitored Data Set 3 - Rate 4	SINT32	0 to +99999999	data specific	Energy format, scaling applies only if energy is accumulated		R
46683	2	Peak Demand for Monitored Data Set 3 - Rate 4	FLOAT	0 to +9.999 E+09	data specific			R
46685	2	Coincident Demand for Monitored Data Set 3 - Rate 4	FLOAT	0 to +99999999 or 0 to ±1	data specific			R
46687	3	Timestamp for Monitored Data Set 3 - Rate 4 Peak & Coincident Demand	TSTAMP	21st Century	1 s			R
46691	2	Cumulative Demand for Monitored Data Set 3 - Rate 4	FLOAT	0 to +99999999	data specific			R
46693	2	Accumulator for Monitored Data Set 4 - Rate 4	SINT32	0 to +99999999	data specific	Energy format, scaling applies only if energy is accumulated		R
46695	2	Peak Demand for Monitored Data Set 4 - Rate 4	FLOAT	0 to +9.999 E+09	data specific			R
46697	2	Coincident Demand for Monitored Data Set 4 - Rate 4	FLOAT	0 to +99999999 or 0 to ±1	data specific			R
46699	3	Timestamp for Monitored Data Set 4 - Rate 4 Peak & Coincident Demand	TSTAMP	21st Century	1 s			R
46703	2	Cumulative Demand for Monitored Data Set 4 - Rate 4	FLOAT	0 to +99999999	data specific			R
46705	2	Accumulator for Monitored Data Set 5 - Rate 4	SINT32	0 to +99999999	data specific	Energy format, scaling applies only if energy is accumulated		R
46707	2	Peak Demand for Monitored Data Set 5 - Rate 4	FLOAT	0 to +9.999 E+09	data specific			R
46709	2	Coincident Demand for Monitored Data Set 5 - Rate 4	FLOAT	0 to +99999999 or 0 to ±1	data specific			R
46711	3	Timestamp for Monitored Data Set 5 - Rate 4 Peak & Coincident Demand	TSTAMP	21st Century	1 s			R
46715	2	Cumulative Demand for Monitored Data Set 5 - Rate 4	FLOAT	0 to +99999999	data specific			R
46717	2	Accumulator for Monitored Data Set 6 - Rate 4	SINT32	0 to +99999999	data specific	Energy format, scaling applies only if energy is accumulated		R
46719	2	Peak Demand for Monitored Data Set 6 - Rate 4	FLOAT	0 to +9.999 E+09	data specific			R
46721	2	Coincident Demand for Monitored Data Set 6 - Rate 4	FLOAT	0 to +99999999 or 0 to ±1	data specific			R
46723	3	Timestamp for Monitored Data Set 6 - Rate 4 Peak & Coincident Demand	TSTAMP	21st Century	1 s			R
46727	2	Cumulative Demand for Monitored Data Set 6 - Rate 4	FLOAT	0 to +99999999	data specific			R
46729	2	Accumulator for Monitored Data Set 7 - Rate 4	SINT32	0 to +99999999	data specific	Energy format, scaling applies only if energy is accumulated		R
46731	2	Peak Demand for Monitored Data Set 7 - Rate 4	FLOAT	0 to +9.999 E+09	data specific			R
46733	2	Coincident Demand for Monitored Data Set 7 - Rate 4	FLOAT	0 to +99999999 or 0 to ±1	data specific			R
46735	3	Timestamp for Monitored Data Set 7 - Rate 4 Peak & Coincident Demand	TSTAMP	21st Century	1 s			R
46739	2	Cumulative Demand for Monitored Data Set 7 - Rate 4	FLOAT	0 to +99999999	data specific			R
46741	2	Accumulator for Monitored Data Set 8 - Rate 4	SINT32	0 to +99999999	data specific	Energy format, scaling applies only if energy is accumulated		R
46743	2	Peak Demand for Monitored Data Set 8 - Rate 4	FLOAT	0 to +9.999 E+09	data specific			R
46745	2	Coincident Demand for Monitored Data Set 8 - Rate 4	FLOAT	0 to +99999999 or 0 to ±1	data specific			R
46747	3	Timestamp for Monitored Data Set 8 - Rate 4 Peak & Coincident Demand	TSTAMP	21st Century	1 s			R
46751	2	Cumulative Demand for Monitored Data Set 8 - Rate 4	FLOAT	0 to +99999999	data specific			R

Reg#	Size	Description	Format	Value Range	Unit of measure or resolution	Comments	Factory default value	Acc
46753	2	Accumulator for Monitored Data Set 9 - Rate 4	SINT32	0 to +99999999	data specific	Energy format, scaling applies only if energy is accumulated		R
46755	2	Peak Demand for Monitored Data Set 9 - Rate 4	FLOAT	0 to +9.999 E+09	data specific			R
46757	2	Coincident Demand for Monitored Data Set 9 - Rate 4	FLOAT	0 to +99999999 or 0 to ±1	data specific			R
46759	3	Timestamp for Monitored Data Set 9 - Rate 4 Peak & Coincident Demand	TSTAMP	21st Century	1 s			R
46763	2	Cumulative Demand for Monitored Data Set 9 - Rate 4	FLOAT	0 to +99999999	data specific			R
46765	2	Accumulator for Monitored Data Set 10 - Rate 4	SINT32	0 to +99999999	data specific	Energy format, scaling applies only if energy is accumulated		R
46767	2	Peak Demand for Monitored Data Set 10 - Rate 4	FLOAT	0 to +9.999 E+09	data specific			R
46769	2	Coincident Demand for Monitored Data Set 10 - Rate 4	FLOAT	0 to +99999999 or 0 to ±1	data specific			R
46771	3	Timestamp for Monitored Data Set 10 - Rate 4 Peak & Coincident Demand	TSTAMP	21st Century	1 s			R
46775	2	Cumulative Demand for Monitored Data Set 10 - Rate 4	FLOAT	0 to +99999999	data specific			R
46777	2	Accumulator for Monitored Data Set 11 - Rate 4	SINT32	0 to +99999999	data specific	Energy format, scaling applies only if energy is accumulated		R
46779	2	Peak Demand for Monitored Data Set 11 - Rate 4	FLOAT	0 to +9.999 E+09	data specific			R
46781	2	Coincident Demand for Monitored Data Set 11 - Rate 4	FLOAT	0 to +99999999 or 0 to ±1	data specific			R
46783	3	Timestamp for Monitored Data Set 11 - Rate 4 Peak & Coincident Demand	TSTAMP	21st Century	1 s			R
46787	2	Cumulative Demand for Monitored Data Set 11 - Rate 4	FLOAT	0 to +99999999	data specific			R
46789	2	Accumulator for Monitored Data Set 12 - Rate 4	SINT32	0 to +99999999	data specific	Energy format, scaling applies only if energy is accumulated		R
46791	2	Peak Demand for Monitored Data Set 12 - Rate 4	FLOAT	0 to +9.999 E+09	data specific			R
46793	2	Coincident Demand for Monitored Data Set 12 - Rate 4	FLOAT	0 to +99999999 or 0 to ±1	data specific			R
46795	3	Timestamp for Monitored Data Set 12 - Rate 4 Peak & Coincident Demand	TSTAMP	21st Century	1 s			R
46799	2	Cumulative Demand for Monitored Data Set 12 - Rate 4	FLOAT	0 to +99999999	data specific			R
46801	2	Accumulator for Monitored Data Set 12 - Rate 4	SINT32	0 to +99999999	data specific	Energy format, scaling applies only if energy is accumulated		R
46803	2	Peak Demand for Monitored Data Set 13 - Rate 4	FLOAT	0 to +9.999 E+09	data specific			R
46805	2	Coincident Demand for Monitored Data Set 13 - Rate 4	FLOAT	0 to +99999999 or 0 to ±1	data specific			R
46807	3	Timestamp for Monitored Data Set 13 - Rate 4 Peak & Coincident Demand	TSTAMP	21st Century	1 s			R
46811	2	Cumulative Demand for Monitored Data Set 13 - Rate 4	FLOAT	0 to +99999999	data specific			R
46813	2	Accumulator for Monitored Data Set 14 - Rate 4	SINT32	0 to +99999999	data specific	Energy format, scaling applies only if energy is accumulated		R
46815	2	Peak Demand for Monitored Data Set 14 - Rate 4	FLOAT	0 to +9.999 E+09	data specific			R
46817	2	Coincident Demand for Monitored Data Set 14 - Rate 4	FLOAT	0 to +99999999 or 0 to ±1	data specific			R
46819	3	Timestamp for Monitored Data Set 14 - Rate 4 Peak & Coincident Demand	TSTAMP	21st Century	1 s			R
46823	2	Cumulative Demand for Monitored Data Set 14 - Rate 4	FLOAT	0 to +99999999	data specific			R
46825	2	Accumulator for Monitored Data Set 15 - Rate 4	SINT32	0 to +99999999	data specific	Energy format, scaling applies only if energy is accumulated		R
46827	2	Peak Demand for Monitored Data Set 15 - Rate 4	FLOAT	0 to +9.999 E+09	data specific			R
46829	2	Coincident Demand for Monitored Data Set 15 - Rate 4	FLOAT	0 to +99999999 or 0 to ±1	data specific			R
46831	3	Timestamp for Monitored Data Set 15 - Rate 4 Peak & Coincident Demand	TSTAMP	21st Century	1 s			R
46835	2	Cumulative Demand for Monitored Data Set 15 - Rate 4	FLOAT	0 to +99999999	data specific			R
46837	2	Accumulator for Monitored Data Set 16 - Rate 4	SINT32	0 to +99999999	data specific	Energy format, scaling applies only if energy is accumulated		R
46839	2	Peak Demand for Monitored Data Set 16 - Rate 4	FLOAT	0 to +9.999 E+09	data specific			R
46841	2	Coincident Demand for Monitored Data Set 16 - Rate 4	FLOAT	0 to +99999999 or 0 to ±1	data specific			R
46843	3	Timestamp for Monitored Data Set 16 - Rate 4 Peak & Coincident Demand	TSTAMP	21st Century	1 s			R
46847	2	Cumulative Demand for Monitored Data Set 16 - Rate 4	FLOAT	0 to +99999999	data specific			R

Reg#	Size	Description	Format	Value Range	Unit of measure or resolution	Comments	Factory default value	Acc
Current Season Block, Rate 0 - Total								
47000	2	Accumulator for Monitored Data Set 1 - Rate 0	SINT32	0 to +99999999	data specific	Energy format, scaling applies only if energy is accumulated		R
47002	2	Peak Demand for Monitored Data Set 1 - Rate 0	FLOAT	0 to +9.999 E+09	data specific			R
47004	2	Coincident Demand for Monitored Data Set 1 - Rate 0	FLOAT	0 to +99999999 or 0 to ±1	data specific			R
47006	3	Timestamp for Monitored Data Set 1 - Rate 0 Peak & Coincident Demand	TSTAMP	21st Century	1 s			R
47010	2	Cumulative Demand for Monitored Data Set 1 - Rate 0	FLOAT	0 to +99999999	data specific			R
47012	2	Accumulator for Monitored Data Set 2 - Rate 0	SINT32	0 to +99999999	data specific	Energy format, scaling applies only if energy is accumulated		R
47014	2	Peak Demand for Monitored Data Set 2 - Rate 0	FLOAT	0 to +9.999 E+09	data specific			R
47016	2	Coincident Demand for Monitored Data Set 2 - Rate 0	FLOAT	0 to +99999999 or 0 to ±1	data specific			R
47018	3	Timestamp for Monitored Data Set 2 - Rate 0 Peak & Coincident Demand	TSTAMP	21st Century	1 s			R
47022	2	Cumulative Demand for Monitored Data Set 2 - Rate 0	FLOAT	0 to +99999999	data specific			R
47024	2	Accumulator for Monitored Data Set 3 - Rate 0	SINT32	0 to +99999999	data specific	Energy format, scaling applies only if energy is accumulated		R
47026	2	Peak Demand for Monitored Data Set 3 - Rate 0	FLOAT	0 to +9.999 E+09	data specific			R
47028	2	Coincident Demand for Monitored Data Set 3 - Rate 0	FLOAT	0 to +99999999 or 0 to ±1	data specific			R
47030	3	Timestamp for Monitored Data Set 3 - Rate 0 Peak & Coincident Demand	TSTAMP	21st Century	1 s			R
47034	2	Cumulative Demand for Monitored Data Set 3 - Rate 0	FLOAT	0 to +99999999	data specific			R
47036	2	Accumulator for Monitored Data Set 4 - Rate 0	SINT32	0 to +99999999	data specific	Energy format, scaling applies only if energy is accumulated		R
47038	2	Peak Demand for Monitored Data Set 4 - Rate 0	FLOAT	0 to +9.999 E+09	data specific			R
47040	2	Coincident Demand for Monitored Data Set 4 - Rate 0	FLOAT	0 to +99999999 or 0 to ±1	data specific			R
47042	3	Timestamp for Monitored Data Set 4 - Rate 0 Peak & Coincident Demand	TSTAMP	21st Century	1 s			R
47046	2	Cumulative Demand for Monitored Data Set 4 - Rate 0	FLOAT	0 to +99999999	data specific			R
47048	2	Accumulator for Monitored Data Set 5 - Rate 0	SINT32	0 to +99999999	data specific	Energy format, scaling applies only if energy is accumulated		R
47050	2	Peak Demand for Monitored Data Set 5 - Rate 0	FLOAT	0 to +9.999 E+09	data specific			R
47052	2	Coincident Demand for Monitored Data Set 5 - Rate 0	FLOAT	0 to +99999999 or 0 to ±1	data specific			R
47054	3	Timestamp for Monitored Data Set 5 - Rate 0 Peak & Coincident Demand	TSTAMP	21st Century	1 s			R
47058	2	Cumulative Demand for Monitored Data Set 5 - Rate 0	FLOAT	0 to +99999999	data specific			R
47060	2	Accumulator for Monitored Data Set 6 - Rate 0	SINT32	0 to +99999999	data specific	Energy format, scaling applies only if energy is accumulated		R
47062	2	Peak Demand for Monitored Data Set 6 - Rate 0	FLOAT	0 to +9.999 E+09	data specific			R
47064	2	Coincident Demand for Monitored Data Set 6 - Rate 0	FLOAT	0 to +99999999 or 0 to ±1	data specific			R
47066	3	Timestamp for Monitored Data Set 6 - Rate 0 Peak & Coincident Demand	TSTAMP	21st Century	1 s			R
47070	2	Cumulative Demand for Monitored Data Set 6 - Rate 0	FLOAT	0 to +99999999	data specific			R
47072	2	Accumulator for Monitored Data Set 7 - Rate 0	SINT32	0 to +99999999	data specific	Energy format, scaling applies only if energy is accumulated		R
47074	2	Peak Demand for Monitored Data Set 7 - Rate 0	FLOAT	0 to +9.999 E+09	data specific			R
47076	2	Coincident Demand for Monitored Data Set 7 - Rate 0	FLOAT	0 to +99999999 or 0 to ±1	data specific			R
47078	3	Timestamp for Monitored Data Set 7 Peak & Coincident Demand	TSTAMP	21st Century	1 s			R
47082	2	Cumulative Demand for Monitored Data Set 7 - Rate 0	FLOAT	0 to +99999999	data specific			R
47084	2	Accumulator for Monitored Data Set 8 - Rate 0	SINT32	0 to +99999999	data specific	Energy format, scaling applies only if energy is accumulated		R
47086	2	Peak Demand for Monitored Data Set 8 - Rate 0	FLOAT	0 to +9.999 E+09	data specific			R
47088	2	Coincident Demand for Monitored Data Set 8 - Rate 0	FLOAT	0 to +99999999 or 0 to ±1	data specific			R
47090	3	Timestamp for Monitored Data Set 8 - Rate 0 Peak & Coincident Demand	TSTAMP	21st Century	1 s			R
47094	2	Cumulative Demand for Monitored Data Set 8 - Rate 0	FLOAT	0 to +99999999	data specific			R

Reg#	Size	Description	Format	Value Range	Unit of measure or resolution	Comments	Factory default value	Acc
47096	2	Accumulator for Monitored Data Set 9 - Rate 0	SINT32	0 to +99999999	data specific	Energy format, scaling applies only if energy is accumulated		R
47098	2	Peak Demand for Monitored Data Set 9 - Rate 0	FLOAT	0 to +9.999 E+09	data specific			R
47100	2	Coincident Demand for Monitored Data Set 9 - Rate 0	FLOAT	0 to +99999999 or 0 to ±1	data specific			R
47102	3	Timestamp for Monitored Data Set 9 - Rate 0 Peak & Coincident Demand	TSTAMP	21st Century	1 s			R
47106	2	Cumulative Demand for Monitored Data Set 9 - Rate 0	FLOAT	0 to +99999999	data specific			R
47108	2	Accumulator for Monitored Data Set 10 - Rate 0	SINT32	0 to +99999999	data specific	Energy format, scaling applies only if energy is accumulated		R
47110	2	Peak Demand for Monitored Data Set 10 - Rate 0	FLOAT	0 to +9.999 E+09	data specific			R
47112	2	Coincident Demand for Monitored Data Set 10 - Rate 0	FLOAT	0 to +99999999 or 0 to ±1	data specific			R
47114	3	Timestamp for Monitored Data Set 10 - Rate 0 Peak & Coincident Demand	TSTAMP	21st Century	1 s			R
47118	2	Cumulative Demand for Monitored Data Set 10 - Rate 0	FLOAT	0 to +99999999	data specific			R
47120	2	Accumulator for Monitored Data Set 11 - Rate 0	SINT32	0 to +99999999	data specific	Energy format, scaling applies only if energy is accumulated		R
47122	2	Peak Demand for Monitored Data Set 11 - Rate 0	FLOAT	0 to +9.999 E+09	data specific			R
47124	2	Coincident Demand for Monitored Data Set 11 - Rate 0	FLOAT	0 to +99999999 or 0 to ±1	data specific			R
47126	3	Timestamp for Monitored Data Set 11 - Rate 0 Peak & Coincident Demand	TSTAMP	21st Century	1 s			R
47130	2	Cumulative Demand for Monitored Data Set 11 - Rate 0	FLOAT	0 to +99999999	data specific			R
47132	2	Accumulator for Monitored Data Set 12 - Rate 0	SINT32	0 to +99999999	data specific	Energy format, scaling applies only if energy is accumulated		R
47134	2	Peak Demand for Monitored Data Set 12 - Rate 0	FLOAT	0 to +9.999 E+09	data specific			R
47136	2	Coincident Demand for Monitored Data Set 12 - Rate 0	FLOAT	0 to +99999999 or 0 to ±1	data specific			R
47138	3	Timestamp for Monitored Data Set 12 - Rate 0 Peak & Coincident Demand	TSTAMP	21st Century	1 s			R
47142	2	Cumulative Demand for Monitored Data Set 12 - Rate 0	FLOAT	0 to +99999999	data specific			R
47144	2	Accumulator for Monitored Data Set 13 - Rate 0	SINT32	0 to +99999999	data specific	Energy format, scaling applies only if energy is accumulated		R
47146	2	Peak Demand for Monitored Data Set 13 - Rate 0	FLOAT	0 to +9.999 E+09	data specific			R
47148	2	Coincident Demand for Monitored Data Set 13 - Rate 0	FLOAT	0 to +99999999 or 0 to ±1	data specific			R
47150	3	Timestamp for Monitored Data Set 13 - Rate 0 Peak & Coincident Demand	TSTAMP	21st Century	1 s			R
47154	2	Cumulative Demand for Monitored Data Set 13 - Rate 0	FLOAT	0 to +99999999	data specific			R
47156	2	Accumulator for Monitored Data Set 14 - Rate 0	SINT32	0 to +99999999	data specific	Energy format, scaling applies only if energy is accumulated		R
47158	2	Peak Demand for Monitored Data Set 14 - Rate 0	FLOAT	0 to +9.999 E+09	data specific			R
47160	2	Coincident Demand for Monitored Data Set 14 - Rate 0	FLOAT	0 to +99999999 or 0 to ±1	data specific			R
47162	3	Timestamp for Monitored Data Set 14 - Rate 0 Peak & Coincident Demand	TSTAMP	21st Century	1 s			R
47166	2	Cumulative Demand for Monitored Data Set 14 - Rate 0	FLOAT	0 to +99999999	data specific			R
47168	2	Accumulator for Monitored Data Set 15 - Rate 0	SINT32	0 to +99999999	data specific	Energy format, scaling applies only if energy is accumulated		R
47170	2	Peak Demand for Monitored Data Set 15 - Rate 0	FLOAT	0 to +9.999 E+09	data specific			R
47172	2	Coincident Demand for Monitored Data Set 15 - Rate 0	FLOAT	0 to +99999999 or 0 to ±1	data specific			R
47174	3	Timestamp for Monitored Data Set 15 - Rate 0 Peak & Coincident Demand	TSTAMP	21st Century	1 s			R
47178	2	Cumulative Demand for Monitored Data Set 15 - Rate 0	FLOAT	0 to +99999999	data specific			R
47180	2	Accumulator for Monitored Data Set 16 - Rate 0	SINT32	0 to +99999999	data specific	Energy format, scaling applies only if energy is accumulated		R
47182	2	Peak Demand for Monitored Data Set 16 - Rate 0	FLOAT	0 to +9.999 E+09	data specific			R
47184	2	Coincident Demand for Monitored Data Set 16 - Rate 0	FLOAT	0 to +99999999 or 0 to ±1	data specific			R
47186	3	Timestamp for Monitored Data Set 16 - Rate 0 Peak & Coincident Demand	TSTAMP	21st Century	1 s			R
47190	2	Cumulative Demand for Monitored Data Set 16 - Rate 0	FLOAT	0 to +99999999	data specific			R

Reg#	Size	Description	Format	Value Range	Unit of measure or resolution	Comments	Factory default value	Acc
Current Season Block, Rate 1								
47192	2	Accumulator for Monitored Data Set 1 - Rate 1	SINT32	0 to +99999999	data specific	Energy format, scaling applies only if energy is accumulated		R
47194	2	Peak Demand for Monitored Data Set 1 - Rate 1	FLOAT	0 to +9.999 E+09	data specific			R
47196	2	Coincident Demand for Monitored Data Set 1 - Rate 1	FLOAT	0 to +99999999 or 0 to ±1	data specific			R
47198	3	Timestamp for Monitored Data Set 1 - Rate 1 Peak & Coincident Demand	TSTAMP	21st Century	1 s			R
47202	2	Cumulative Demand for Monitored Data Set 1 - Rate 1	FLOAT	0 to +99999999	data specific			R
47204	2	Accumulator for Monitored Data Set 2 - Rate 1	SINT32	0 to +99999999	data specific	Energy format, scaling applies only if energy is accumulated		R
47206	2	Peak Demand for Monitored Data Set 2 - Rate 1	FLOAT	0 to +9.999 E+09	data specific			R
47208	2	Coincident Demand for Monitored Data Set 2 - Rate 1	FLOAT	0 to +99999999 or 0 to ±1	data specific			R
47210	3	Timestamp for Monitored Data Set 2 - Rate 1 Peak & Coincident Demand	TSTAMP	21st Century	1 s			R
47214	2	Cumulative Demand for Monitored Data Set 2 - Rate 1	FLOAT	0 to +99999999	data specific			R
47216	2	Accumulator for Monitored Data Set 3 - Rate 1	SINT32	0 to +99999999	data specific	Energy format, scaling applies only if energy is accumulated		R
47218	2	Peak Demand for Monitored Data Set 3 - Rate 1	FLOAT	0 to +9.999 E+09	data specific			R
47220	2	Coincident Demand for Monitored Data Set 3 - Rate 1	FLOAT	0 to +99999999 or 0 to ±1	data specific			R
47222	3	Timestamp for Monitored Data Set 3 - Rate 1 Peak & Coincident Demand	TSTAMP	21st Century	1 s			R
47226	2	Cumulative Demand for Monitored Data Set 3 - Rate 1	FLOAT	0 to +99999999	data specific			R
47228	2	Accumulator for Monitored Data Set 4 - Rate 1	SINT32	0 to +99999999	data specific	Energy format, scaling applies only if energy is accumulated		R
47230	2	Peak Demand for Monitored Data Set 4 - Rate 1	FLOAT	0 to +9.999 E+09	data specific			R
47232	2	Coincident Demand for Monitored Data Set 4 - Rate 1	FLOAT	0 to +99999999 or 0 to ±1	data specific			R
47234	3	Timestamp for Monitored Data Set 4 - Rate 1 Peak & Coincident Demand	TSTAMP	21st Century	1 s			R
47238	2	Cumulative Demand for Monitored Data Set 4 - Rate 1	FLOAT	0 to +99999999	data specific			R
47240	2	Accumulator for Monitored Data Set 5 - Rate 1	SINT32	0 to +99999999	data specific	Energy format, scaling applies only if energy is accumulated		R
47242	2	Peak Demand for Monitored Data Set 5 - Rate 1	FLOAT	0 to +9.999 E+09	data specific			R
47244	2	Coincident Demand for Monitored Data Set 5 - Rate 1	FLOAT	0 to +99999999 or 0 to ±1	data specific			R
47246	3	Timestamp for Monitored Data Set 5 - Rate 1 Peak & Coincident Demand	TSTAMP	21st Century	1 s			R
47250	2	Cumulative Demand for Monitored Data Set 5 - Rate 1	FLOAT	0 to +99999999	data specific			R
47252	2	Accumulator for Monitored Data Set 6 - Rate 1	SINT32	0 to +99999999	data specific	Energy format, scaling applies only if energy is accumulated		R
47254	2	Peak Demand for Monitored Data Set 6 - Rate 1	FLOAT	0 to +9.999 E+09	data specific			R
47256	2	Coincident Demand for Monitored Data Set 6 - Rate 1	FLOAT	0 to +99999999 or 0 to ±1	data specific			R
47258	3	Timestamp for Monitored Data Set 6 - Rate 1 Peak & Coincident Demand	TSTAMP	21st Century	1 s			R
47262	2	Cumulative Demand for Monitored Data Set 6 - Rate 1	FLOAT	0 to +99999999	data specific			R
47264	2	Accumulator for Monitored Data Set 7 - Rate 1	SINT32	0 to +99999999	data specific	Energy format, scaling applies only if energy is accumulated		R
47266	2	Peak Demand for Monitored Data Set 7 - Rate 1	FLOAT	0 to +9.999 E+09	data specific			R
47268	2	Coincident Demand for Monitored Data Set 7	FLOAT	0 to +99999999 or 0 to ±1	data specific			R
47270	3	Timestamp for Monitored Data Set 7 Peak & Coincident Demand	TSTAMP	21st Century	1 s			R
47274	2	Cumulative Demand for Monitored Data Set 7 - Rate 1	FLOAT	0 to +99999999	data specific			R
47276	2	Accumulator for Monitored Data Set 8 - Rate 1	SINT32	0 to +99999999	data specific	Energy format, scaling applies only if energy is accumulated		R
47278	2	Peak Demand for Monitored Data Set 8 - Rate 1	FLOAT	0 to +9.999 E+09	data specific			R
47280	2	Coincident Demand for Monitored Data Set 8 - Rate 1	FLOAT	0 to +99999999 or 0 to ±1	data specific			R
47282	3	Timestamp for Monitored Data Set 8 - Rate 1 Peak & Coincident Demand	TSTAMP	21st Century	1 s			R
47286	2	Cumulative Demand for Monitored Data Set 8 - Rate 1	FLOAT	0 to +99999999	data specific			R

Reg#	Size	Description	Format	Value Range	Unit of measure or resolution	Comments	Factory default value	Acc
47288	2	Accumulator for Monitored Data Set 9 - Rate 1	SINT32	0 to +99999999	data specific	Energy format, scaling applies only if energy is accumulated		R
47290	2	Peak Demand for Monitored Data Set 9 - Rate 1	FLOAT	0 to +9.999 E+09	data specific			R
47292	2	Coincident Demand for Monitored Data Set 9 - Rate 1	FLOAT	0 to +99999999 or 0 to ±1	data specific			R
47294	3	Timestamp for Monitored Data Set 9 - Rate 1 Peak & Coincident Demand	TSTAMP	21st Century	1 s			R
47298	2	Cumulative Demand for Monitored Data Set 9 - Rate 1	FLOAT	0 to +99999999	data specific			R
47300	2	Accumulator for Monitored Data Set 10 - Rate 1	SINT32	0 to +99999999	data specific	Energy format, scaling applies only if energy is accumulated		R
47302	2	Peak Demand for Monitored Data Set 10 - Rate 1	FLOAT	0 to +9.999 E+09	data specific			R
47304	2	Coincident Demand for Monitored Data Set 10 - Rate 1	FLOAT	0 to +99999999 or 0 to ±1	data specific			R
47306	3	Timestamp for Monitored Data Set 10 - Rate 1 Peak & Coincident Demand	TSTAMP	21st Century	1 s			R
47310	2	Cumulative Demand for Monitored Data Set 10 - Rate 1	FLOAT	0 to +99999999	data specific			R
47312	2	Accumulator for Monitored Data Set 11 - Rate 1	SINT32	0 to +99999999	data specific	Energy format, scaling applies only if energy is accumulated		R
47314	2	Peak Demand for Monitored Data Set 11 - Rate 1	FLOAT	0 to +9.999 E+09	data specific			R
47316	2	Coincident Demand for Monitored Data Set 11 - Rate 1	FLOAT	0 to +99999999 or 0 to ±1	data specific			R
47318	3	Timestamp for Monitored Data Set 11 - Rate 1 Peak & Coincident Demand	TSTAMP	21st Century	1 s			R
47322	2	Cumulative Demand for Monitored Data Set 11 - Rate 1	FLOAT	0 to +99999999	data specific			R
47324	2	Accumulator for Monitored Data Set 12 - Rate 1	SINT32	0 to +99999999	data specific	Energy format, scaling applies only if energy is accumulated		R
47326	2	Peak Demand for Monitored Data Set 12 - Rate 1	FLOAT	0 to +9.999 E+09	data specific			R
47328	2	Coincident Demand for Monitored Data Set 12 - Rate 1	FLOAT	0 to +99999999 or 0 to ±1	data specific			R
47330	3	Timestamp for Monitored Data Set 12 - Rate 1 Peak & Coincident Demand	TSTAMP	21st Century	1 s			R
47334	2	Cumulative Demand for Monitored Data Set 12 - Rate 1	FLOAT	0 to +99999999	data specific			R
47336	2	Accumulator for Monitored Data Set 13 - Rate 1	SINT32	0 to +99999999	data specific	Energy format, scaling applies only if energy is accumulated		R
47338	2	Peak Demand for Monitored Data Set 13 - Rate 1	FLOAT	0 to +9.999 E+09	data specific			R
47340	2	Coincident Demand for Monitored Data Set 13 - Rate 1	FLOAT	0 to +99999999 or 0 to ±1	data specific			R
47342	3	Timestamp for Monitored Data Set 13 - Rate 1 Peak & Coincident Demand	TSTAMP	21st Century	1 s			R
47346	2	Cumulative Demand for Monitored Data Set 13 - Rate 1	FLOAT	0 to +99999999	data specific			R
47348	2	Accumulator for Monitored Data Set 14 - Rate 1	SINT32	0 to +99999999	data specific	Energy format, scaling applies only if energy is accumulated		R
47350	2	Peak Demand for Monitored Data Set 14 - Rate 1	FLOAT	0 to +9.999 E+09	data specific			R
47352	2	Coincident Demand for Monitored Data Set 14 - Rate 1	FLOAT	0 to +99999999 or 0 to ±1	data specific			R
47354	3	Timestamp for Monitored Data Set 14 - Rate 1 Peak & Coincident Demand	TSTAMP	21st Century	1 s			R
47358	2	Cumulative Demand for Monitored Data Set 14 - Rate 1	FLOAT	0 to +99999999	data specific			R
47360	2	Accumulator for Monitored Data Set 15 - Rate 1	SINT32	0 to +99999999	data specific	Energy format, scaling applies only if energy is accumulated		R
47362	2	Peak Demand for Monitored Data Set 15 - Rate 1	FLOAT	0 to +9.999 E+09	data specific			R
47364	2	Coincident Demand for Monitored Data Set 15 - Rate 1	FLOAT	0 to +99999999 or 0 to ±1	data specific			R
47366	3	Timestamp for Monitored Data Set 15 - Rate 1 Peak & Coincident Demand	TSTAMP	21st Century	1 s			R
47370	2	Cumulative Demand for Monitored Data Set 15 - Rate 1	FLOAT	0 to +99999999	data specific			R
47372	2	Accumulator for Monitored Data Set 16 - Rate 1	SINT32	0 to +99999999	data specific	Energy format, scaling applies only if energy is accumulated		R
47374	2	Peak Demand for Monitored Data Set 16 - Rate 1	FLOAT	0 to +9.999 E+09	data specific			R
47376	2	Coincident Demand for Monitored Data Set 16 - Rate 1	FLOAT	0 to +99999999 or 0 to ±1	data specific			R
47378	3	Timestamp for Monitored Data Set 16 - Rate 1 Peak & Coincident Demand	TSTAMP	21st Century	1 s			R
47382	2	Cumulative Demand for Monitored Data Set 16 - Rate 1	FLOAT	0 to +99999999	data specific			R

Reg#	Size	Description	Format	Value Range	Unit of measure or resolution	Comments	Factory default value	Acc
Current Season Block, Rate 2								
47384	2	Accumulator for Monitored Data Set 1 - Rate 2	SINT32	0 to +99999999	data specific	Energy format, scaling applies only if energy is accumulated		R
47386	2	Peak Demand for Monitored Data Set 1 - Rate 2	FLOAT	0 to +9.999 E+09	data specific			R
47388	2	Coincident Demand for Monitored Data Set 1 - Rate 2	FLOAT	0 to +99999999 or 0 to ±1	data specific			R
47390	3	Timestamp for Monitored Data Set 1 - Rate 2 Peak & Coincident Demand	TSTAMP	21st Century	1 s			R
47394	2	Cumulative Demand for Monitored Data Set 1 - Rate 2	FLOAT	0 to +99999999	data specific			R
47396	2	Accumulator for Monitored Data Set 2 - Rate 2	SINT32	0 to +99999999	data specific	Energy format, scaling applies only if energy is accumulated		R
47398	2	Peak Demand for Monitored Data Set 2 - Rate 2	FLOAT	0 to +9.999 E+09	data specific			R
47400	2	Coincident Demand for Monitored Data Set 2 - Rate 2	FLOAT	0 to +99999999 or 0 to ±1	data specific			R
47402	3	Timestamp for Monitored Data Set 2 - Rate 2 Peak & Coincident Demand	TSTAMP	21st Century	1 s			R
47406	2	Cumulative Demand for Monitored Data Set 2 - Rate 2	FLOAT	0 to +99999999	data specific			R
47408	2	Accumulator for Monitored Data Set 3 - Rate 2	SINT32	0 to +99999999	data specific	Energy format, scaling applies only if energy is accumulated		R
47410	2	Peak Demand for Monitored Data Set 3 - Rate 2	FLOAT	0 to +9.999 E+09	data specific			R
47412	2	Coincident Demand for Monitored Data Set 3 - Rate 2	FLOAT	0 to +99999999 or 0 to ±1	data specific			R
47414	3	Timestamp for Monitored Data Set 3 - Rate 2 Peak & Coincident Demand	TSTAMP	21st Century	1 s			R
47418	2	Cumulative Demand for Monitored Data Set 3 - Rate 2	FLOAT	0 to +99999999	data specific			R
47420	2	Accumulator for Monitored Data Set 4 - Rate 2	SINT32	0 to +99999999	data specific	Energy format, scaling applies only if energy is accumulated		R
47422	2	Peak Demand for Monitored Data Set 4 - Rate 2	FLOAT	0 to +9.999 E+09	data specific			R
47424	2	Coincident Demand for Monitored Data Set 4 - Rate 2	FLOAT	0 to +99999999 or 0 to ±1	data specific			R
47426	3	Timestamp for Monitored Data Set 4 - Rate 2 Peak & Coincident Demand	TSTAMP	21st Century	1 s			R
47430	2	Cumulative Demand for Monitored Data Set 4 - Rate 2	FLOAT	0 to +99999999	data specific			R
47432	2	Accumulator for Monitored Data Set 5 - Rate 2	SINT32	0 to +99999999	data specific	Energy format, scaling applies only if energy is accumulated		R
47434	2	Peak Demand for Monitored Data Set 5 - Rate 2	FLOAT	0 to +9.999 E+09	data specific			R
47436	2	Coincident Demand for Monitored Data Set 5 - Rate 2	FLOAT	0 to +99999999 or 0 to ±1	data specific			R
47438	3	Timestamp for Monitored Data Set 5 - Rate 2 Peak & Coincident Demand	TSTAMP	21st Century	1 s			R
47442	2	Cumulative Demand for Monitored Data Set 5 - Rate 2	FLOAT	0 to +99999999	data specific			R
47444	2	Accumulator for Monitored Data Set 6 - Rate 2	SINT32	0 to +99999999	data specific	Energy format, scaling applies only if energy is accumulated		R
47446	2	Peak Demand for Monitored Data Set 6 - Rate 2	FLOAT	0 to +9.999 E+09	data specific			R
47448	2	Coincident Demand for Monitored Data Set 6 - Rate 2	FLOAT	0 to +99999999 or 0 to ±1	data specific			R
47450	3	Timestamp for Monitored Data Set 6 - Rate 2 Peak & Coincident Demand	TSTAMP	21st Century	1 s			R
47454	2	Cumulative Demand for Monitored Data Set 6 - Rate 2	FLOAT	0 to +99999999	data specific			R
47456	2	Accumulator for Monitored Data Set 7 - Rate 2	SINT32	0 to +99999999	data specific	Energy format, scaling applies only if energy is accumulated		R
47458	2	Peak Demand for Monitored Data Set 7 - Rate 2	FLOAT	0 to +9.999 E+09	data specific			R
47460	2	Coincident Demand for Monitored Data Set 7 - Rate 2	FLOAT	0 to +99999999 or 0 to ±1	data specific			R
47462	3	Timestamp for Monitored Data Set 7 Peak & Coincident Demand	TSTAMP	21st Century	1 s			R
47466	2	Cumulative Demand for Monitored Data Set 7 - Rate 2	FLOAT	0 to +99999999	data specific			R
47468	2	Accumulator for Monitored Data Set 8 - Rate 2	SINT32	0 to +99999999	data specific	Energy format, scaling applies only if energy is accumulated		R
47470	2	Peak Demand for Monitored Data Set 8 - Rate 2	FLOAT	0 to +9.999 E+09	data specific			R
47472	2	Coincident Demand for Monitored Data Set 8 - Rate 2	FLOAT	0 to +99999999 or 0 to ±1	data specific			R
47474	3	Timestamp for Monitored Data Set 8 - Rate 2 Peak & Coincident Demand	TSTAMP	21st Century	1 s			R
47478	2	Cumulative Demand for Monitored Data Set 8 - Rate 2	FLOAT	0 to +99999999	data specific			R

Reg#	Size	Description	Format	Value Range	Unit of measure or resolution	Comments	Factory default value	Acc
47480	2	Accumulator for Monitored Data Set 9 - Rate 2	SINT32	0 to ±99999999	data specific	Energy format, scaling applies only if energy is accumulated		R
47482	2	Peak Demand for Monitored Data Set 9 - Rate 2	FLOAT	0 to ±9.999 E+09	data specific			R
47484	2	Coincident Demand for Monitored Data Set 9 - Rate 2	FLOAT	0 to ±99999999 or 0 to ±1	data specific			R
47486	3	Timestamp for Monitored Data Set 9 - Rate 2 Peak & Coincident Demand	TSTAMP	21st Century	1 s			R
47490	2	Cumulative Demand for Monitored Data Set 9 - Rate 2	FLOAT	0 to ±99999999	data specific			R
47492	2	Accumulator for Monitored Data Set 10 - Rate 2	SINT32	0 to ±99999999	data specific	Energy format, scaling applies only if energy is accumulated		R
47494	2	Peak Demand for Monitored Data Set 10 - Rate 2	FLOAT	0 to ±9.999 E+09	data specific			R
47496	2	Coincident Demand for Monitored Data Set 10 - Rate 2	FLOAT	0 to ±99999999 or 0 to ±1	data specific			R
47498	3	Timestamp for Monitored Data Set 10 - Rate 2 Peak & Coincident Demand	TSTAMP	21st Century	1 s			R
47502	2	Cumulative Demand for Monitored Data Set 10 - Rate 2	FLOAT	0 to ±99999999	data specific			R
47504	2	Accumulator for Monitored Data Set 11 - Rate 2	SINT32	0 to ±99999999	data specific	Energy format, scaling applies only if energy is accumulated		R
47506	2	Peak Demand for Monitored Data Set 11 - Rate 2	FLOAT	0 to ±9.999 E+09	data specific			R
47508	2	Coincident Demand for Monitored Data Set 11 - Rate 2	FLOAT	0 to ±99999999 or 0 to ±1	data specific			R
47510	3	Timestamp for Monitored Data Set 11 - Rate 2 Peak & Coincident Demand	TSTAMP	21st Century	1 s			R
47514	2	Cumulative Demand for Monitored Data Set 11 - Rate 2	FLOAT	0 to ±99999999	data specific			R
47516	2	Accumulator for Monitored Data Set 12 - Rate 2	SINT32	0 to ±99999999	data specific	Energy format, scaling applies only if energy is accumulated		R
47518	2	Peak Demand for Monitored Data Set 12 - Rate 2	FLOAT	0 to ±9.999 E+09	data specific			R
47520	2	Coincident Demand for Monitored Data Set 12 - Rate 2	FLOAT	0 to ±99999999 or 0 to ±1	data specific			R
47522	3	Timestamp for Monitored Data Set 12 - Rate 2 Peak & Coincident Demand	TSTAMP	21st Century	1 s			R
47526	2	Cumulative Demand for Monitored Data Set 12 - Rate 2	FLOAT	0 to ±99999999	data specific			R
47528	2	Accumulator for Monitored Data Set 13 - Rate 2	SINT32	0 to ±99999999	data specific	Energy format, scaling applies only if energy is accumulated		R
47530	2	Peak Demand for Monitored Data Set 13 - Rate 2	FLOAT	0 to ±9.999 E+09	data specific			R
47532	2	Coincident Demand for Monitored Data Set 13 - Rate 2	FLOAT	0 to ±99999999 or 0 to ±1	data specific			R
47534	3	Timestamp for Monitored Data Set 13 - Rate 2 Peak & Coincident Demand	TSTAMP	21st Century	1 s			R
47538	2	Cumulative Demand for Monitored Data Set 13 - Rate 2	FLOAT	0 to ±99999999	data specific			R
47540	2	Accumulator for Monitored Data Set 14 - Rate 2	SINT32	0 to ±99999999	data specific	Energy format, scaling applies only if energy is accumulated		R
47542	2	Peak Demand for Monitored Data Set 14 - Rate 2	FLOAT	0 to ±9.999 E+09	data specific			R
47544	2	Coincident Demand for Monitored Data Set 14 - Rate 2	FLOAT	0 to ±99999999 or 0 to ±1	data specific			R
47546	3	Timestamp for Monitored Data Set 14 - Rate 2 Peak & Coincident Demand	TSTAMP	21st Century	1 s			R
47550	2	Cumulative Demand for Monitored Data Set 14 - Rate 2	FLOAT	0 to ±99999999	data specific			R
47552	2	Accumulator for Monitored Data Set 15 - Rate 2	SINT32	0 to ±99999999	data specific	Energy format, scaling applies only if energy is accumulated		R
47554	2	Peak Demand for Monitored Data Set 15 - Rate 2	FLOAT	0 to ±9.999 E+09	data specific			R
47556	2	Coincident Demand for Monitored Data Set 15 - Rate 2	FLOAT	0 to ±99999999 or 0 to ±1	data specific			R
47558	3	Timestamp for Monitored Data Set 15 - Rate 2 Peak & Coincident Demand	TSTAMP	21st Century	1 s			R
47562	2	Cumulative Demand for Monitored Data Set 15 - Rate 2	FLOAT	0 to ±99999999	data specific			R
47564	2	Accumulator for Monitored Data Set 16 - Rate 2	SINT32	0 to ±99999999	data specific	Energy format, scaling applies only if energy is accumulated		R
47566	2	Peak Demand for Monitored Data Set 16 - Rate 2	FLOAT	0 to ±9.999 E+09	data specific			R
47568	2	Coincident Demand for Monitored Data Set 16 - Rate 2	FLOAT	0 to ±99999999 or 0 to ±1	data specific			R
47570	3	Timestamp for Monitored Data Set 16 - Rate 2 Peak & Coincident Demand	TSTAMP	21st Century	1 s			R
47574	2	Cumulative Demand for Monitored Data Set 16 - Rate 2	FLOAT	0 to ±99999999	data specific			R

Reg#	Size	Description	Format	Value Range	Unit of measure or resolution	Comments	Factory default value	Acc
Current Season Block, Rate 3								
47576	2	Accumulator for Monitored Data Set 1 - Rate 3	SINT32	0 to +99999999	data specific	Energy format, scaling applies only if energy is accumulated		R
47578	2	Peak Demand for Monitored Data Set 1 - Rate 3	FLOAT	0 to +9.999 E+09	data specific			R
47580	2	Coincident Demand for Monitored Data Set 1 - Rate 3	FLOAT	0 to +99999999 or 0 to ±1	data specific			R
47582	3	Timestamp for Monitored Data Set 1 - Rate 3 Peak & Coincident Demand	TSTAMP	21st Century	1 s			R
47586	2	Cumulative Demand for Monitored Data Set 1 - Rate 3	FLOAT	0 to +99999999	data specific			R
47588	2	Accumulator for Monitored Data Set 2 - Rate 3	SINT32	0 to +99999999	data specific	Energy format, scaling applies only if energy is accumulated		R
47590	2	Peak Demand for Monitored Data Set 2 - Rate 3	FLOAT	0 to +9.999 E+09	data specific			R
47592	2	Coincident Demand for Monitored Data Set 2 - Rate 3	FLOAT	0 to +99999999 or 0 to ±1	data specific			R
47594	3	Timestamp for Monitored Data Set 2 - Rate 3 Peak & Coincident Demand	TSTAMP	21st Century	1 s			R
47598	2	Cumulative Demand for Monitored Data Set 2 - Rate 3	FLOAT	0 to +99999999	data specific			R
47600	2	Accumulator for Monitored Data Set 3 - Rate 3	SINT32	0 to +99999999	data specific	Energy format, scaling applies only if energy is accumulated		R
47602	2	Peak Demand for Monitored Data Set 3 - Rate 3	FLOAT	0 to +9.999 E+09	data specific			R
47604	2	Coincident Demand for Monitored Data Set 3 - Rate 3	FLOAT	0 to +99999999 or 0 to ±1	data specific			R
47606	3	Timestamp for Monitored Data Set 3 - Rate 3 Peak & Coincident Demand	TSTAMP	21st Century	1 s			R
47610	2	Cumulative Demand for Monitored Data Set 3 - Rate 3	FLOAT	0 to +99999999	data specific			R
47612	2	Accumulator for Monitored Data Set 4 - Rate 3	SINT32	0 to +99999999	data specific	Energy format, scaling applies only if energy is accumulated		R
47614	2	Peak Demand for Monitored Data Set 4 - Rate 3	FLOAT	0 to +9.999 E+09	data specific			R
47616	2	Coincident Demand for Monitored Data Set 4 - Rate 3	FLOAT	0 to +99999999 or 0 to ±1	data specific			R
47618	3	Timestamp for Monitored Data Set 4 - Rate 3 Peak & Coincident Demand	TSTAMP	21st Century	1 s			R
47622	2	Cumulative Demand for Monitored Data Set 4 - Rate 3	FLOAT	0 to +99999999	data specific			R
47624	2	Accumulator for Monitored Data Set 5 - Rate 3	SINT32	0 to +99999999	data specific	Energy format, scaling applies only if energy is accumulated		R
47626	2	Peak Demand for Monitored Data Set 5 - Rate 3	FLOAT	0 to +9.999 E+09	data specific			R
47628	2	Coincident Demand for Monitored Data Set 5 - Rate 3	FLOAT	0 to +99999999 or 0 to ±1	data specific			R
47630	3	Timestamp for Monitored Data Set 5 - Rate 3 Peak & Coincident Demand	TSTAMP	21st Century	1 s			R
47634	2	Cumulative Demand for Monitored Data Set 5 - Rate 3	FLOAT	0 to +99999999	data specific			R
47636	2	Accumulator for Monitored Data Set 6 - Rate 3	SINT32	0 to +99999999	data specific	Energy format, scaling applies only if energy is accumulated		R
47638	2	Peak Demand for Monitored Data Set 6 - Rate 3	FLOAT	0 to +9.999 E+09	data specific			R
47640	2	Coincident Demand for Monitored Data Set 6 - Rate 3	FLOAT	0 to +99999999 or 0 to ±1	data specific			R
47642	3	Timestamp for Monitored Data Set 6 - Rate 3 Peak & Coincident Demand	TSTAMP	21st Century	1 s			R
47646	2	Cumulative Demand for Monitored Data Set 6 - Rate 3	FLOAT	0 to +99999999	data specific			R
47648	2	Accumulator for Monitored Data Set 7 - Rate 3	SINT32	0 to +99999999	data specific	Energy format, scaling applies only if energy is accumulated		R
47650	2	Peak Demand for Monitored Data Set 7 - Rate 3	FLOAT	0 to +9.999 E+09	data specific			R
47652	2	Coincident Demand for Monitored Data Set 7 - Rate 3	FLOAT	0 to +99999999 or 0 to ±1	data specific			R
47654	3	Timestamp for Monitored Data Set 7 Peak & Coincident Demand	TSTAMP	21st Century	1 s			R
47658	2	Cumulative Demand for Monitored Data Set 7 - Rate 3	FLOAT	0 to +99999999	data specific			R
47660	2	Accumulator for Monitored Data Set 8 - Rate 3	SINT32	0 to +99999999	data specific	Energy format, scaling applies only if energy is accumulated		R
47662	2	Peak Demand for Monitored Data Set 8 - Rate 3	FLOAT	0 to +9.999 E+09	data specific			R
47664	2	Coincident Demand for Monitored Data Set 8 - Rate 3	FLOAT	0 to +99999999 or 0 to ±1	data specific			R
47666	3	Timestamp for Monitored Data Set 8 - Rate 3 Peak & Coincident Demand	TSTAMP	21st Century	1 s			R
47670	2	Cumulative Demand for Monitored Data Set 8 - Rate 3	FLOAT	0 to +99999999	data specific			R

Reg#	Size	Description	Format	Value Range	Unit of measure or resolution	Comments	Factory default value	Acc
47672	2	Accumulator for Monitored Data Set 9 - Rate 3	SINT32	0 to ±99999999	data specific	Energy format, scaling applies only if energy is accumulated		R
47674	2	Peak Demand for Monitored Data Set 9 - Rate 3	FLOAT	0 to ±9.999 E+09	data specific			R
47676	2	Coincident Demand for Monitored Data Set 9 - Rate 3	FLOAT	0 to ±99999999 or 0 to ±1	data specific			R
47678	3	Timestamp for Monitored Data Set 9 - Rate 3 Peak & Coincident Demand	TSTAMP	21st Century	1 s			R
47682	2	Cumulative Demand for Monitored Data Set 9 - Rate 3	FLOAT	0 to ±99999999	data specific			R
47684	2	Accumulator for Monitored Data Set 10 - Rate 3	SINT32	0 to ±99999999	data specific	Energy format, scaling applies only if energy is accumulated		R
47686	2	Peak Demand for Monitored Data Set 10 - Rate 3	FLOAT	0 to ±9.999 E+09	data specific			R
47688	2	Coincident Demand for Monitored Data Set 10 - Rate 3	FLOAT	0 to ±99999999 or 0 to ±1	data specific			R
47690	3	Timestamp for Monitored Data Set 10 - Rate 3 Peak & Coincident Demand	TSTAMP	21st Century	1 s			R
47694	2	Cumulative Demand for Monitored Data Set 10 - Rate 3	FLOAT	0 to ±99999999	data specific			R
47696	2	Accumulator for Monitored Data Set 11 - Rate 3	SINT32	0 to ±99999999	data specific	Energy format, scaling applies only if energy is accumulated		R
47698	2	Peak Demand for Monitored Data Set 11 - Rate 3	FLOAT	0 to ±9.999 E+09	data specific			R
47700	2	Coincident Demand for Monitored Data Set 11 - Rate 3	FLOAT	0 to ±99999999 or 0 to ±1	data specific			R
47702	3	Timestamp for Monitored Data Set 11 - Rate 3 Peak & Coincident Demand	TSTAMP	21st Century	1 s			R
47706	2	Cumulative Demand for Monitored Data Set 11 - Rate 3	FLOAT	0 to ±99999999	data specific			R
47708	2	Accumulator for Monitored Data Set 12 - Rate 3	SINT32	0 to ±99999999	data specific	Energy format, scaling applies only if energy is accumulated		R
47710	2	Peak Demand for Monitored Data Set 12 - Rate 3	FLOAT	0 to ±9.999 E+09	data specific			R
47712	2	Coincident Demand for Monitored Data Set 12 - Rate 3	FLOAT	0 to ±99999999 or 0 to ±1	data specific			R
47714	3	Timestamp for Monitored Data Set 12 - Rate 3 Peak & Coincident Demand	TSTAMP	21st Century	1 s			R
47718	2	Cumulative Demand for Monitored Data Set 12 - Rate 3	FLOAT	0 to ±99999999	data specific			R
47720	2	Accumulator for Monitored Data Set 13 - Rate 3	SINT32	0 to ±99999999	data specific	Energy format, scaling applies only if energy is accumulated		R
47722	2	Peak Demand for Monitored Data Set 13 - Rate 3	FLOAT	0 to ±9.999 E+09	data specific			R
47724	2	Coincident Demand for Monitored Data Set 13 - Rate 3	FLOAT	0 to ±99999999 or 0 to ±1	data specific			R
47726	3	Timestamp for Monitored Data Set 13 - Rate 3 Peak & Coincident Demand	TSTAMP	21st Century	1 s			R
47730	2	Cumulative Demand for Monitored Data Set 13 - Rate 3	FLOAT	0 to ±99999999	data specific			R
47732	2	Accumulator for Monitored Data Set 14 - Rate 3	SINT32	0 to ±99999999	data specific	Energy format, scaling applies only if energy is accumulated		R
47734	2	Peak Demand for Monitored Data Set 14 - Rate 3						R
47736	2	Coincident Demand for Monitored Data Set 14 - Rate 3	FLOAT	0 to ±99999999 or 0 to ±1	data specific			R
47738	3	Timestamp for Monitored Data Set 14 - Rate 3 Peak & Coincident Demand	TSTAMP	21st Century	1 s			R
47742	2	Cumulative Demand for Monitored Data Set 14 - Rate 3	FLOAT	0 to ±99999999	data specific			R
47744	2	Accumulator for Monitored Data Set 15 - Rate 3	SINT32	0 to ±99999999	data specific	Energy format, scaling applies only if energy is accumulated		R
47746	2	Peak Demand for Monitored Data Set 15 - Rate 3	FLOAT	0 to ±9.999 E+09	data specific			R
47748	2	Coincident Demand for Monitored Data Set 15 - Rate 3	FLOAT	0 to ±99999999 or 0 to ±1	data specific			R
47750	3	Timestamp for Monitored Data Set 15 - Rate 3 Peak & Coincident Demand	TSTAMP	21st Century	1 s			R
47754	2	Cumulative Demand for Monitored Data Set 15 - Rate 3	FLOAT	0 to ±99999999	data specific			R
47756	2	Accumulator for Monitored Data Set 16 - Rate 3	SINT32	0 to ±99999999	data specific	Energy format, scaling applies only if energy is accumulated		R
47758	2	Peak Demand for Monitored Data Set 16 - Rate 3						R
47760	2	Coincident Demand for Monitored Data Set 16 - Rate 3	FLOAT	0 to ±99999999 or 0 to ±1	data specific			R
47762	3	Timestamp for Monitored Data Set 16 - Rate 3 Peak & Coincident Demand	TSTAMP	21st Century	1 s			R
47766	2	Cumulative Demand for Monitored Data Set 16 - Rate 3	FLOAT	0 to ±99999999	data specific			R

Reg#	Size	Description	Format	Value Range	Unit of measure or resolution	Comments	Factory default value	Acc
Current Season Block, Rate 4								
47768	2	Accumulator for Monitored Data Set 1 - Rate 4	SINT32	0 to +99999999	data specific	Energy format, scaling applies only if energy is accumulated		R
47770	2	Peak Demand for Monitored Data Set 1 - Rate 4	FLOAT	0 to +9.999 E+09	data specific			R
47772	2	Coincident Demand for Monitored Data Set 1 - Rate 4	FLOAT	0 to +99999999 or 0 to ±1	data specific			R
47774	3	Timestamp for Monitored Data Set 1 - Rate 4 Peak & Coincident Demand						R
47778	2	Cumulative Demand for Monitored Data Set 1 - Rate 4	FLOAT	0 to +99999999	data specific			R
47780	2	Accumulator for Monitored Data Set 2 - Rate 4	SINT32	0 to +99999999	data specific	Energy format, scaling applies only if energy is accumulated		R
47782	2	Peak Demand for Monitored Data Set 2 - Rate 4	FLOAT	0 to +9.999 E+09	data specific			R
47784	2	Coincident Demand for Monitored Data Set 2 - Rate 4	FLOAT	0 to +99999999 or 0 to ±1	data specific			R
47786	3	Timestamp for Monitored Data Set 2 - Rate 4 Peak & Coincident Demand	TSTAMP	21st Century	1 s			R
47790	2	Cumulative Demand for Monitored Data Set 2 - Rate 4						R
47792	2	Accumulator for Monitored Data Set 3 - Rate 4	SINT32	0 to +99999999	data specific	Energy format, scaling applies only if energy is accumulated		R
47794	2	Peak Demand for Monitored Data Set 3 - Rate 4	FLOAT	0 to +9.999 E+09	data specific			R
47796	2	Coincident Demand for Monitored Data Set 3 - Rate 4	FLOAT	0 to +99999999 or 0 to ±1	data specific			R
47798	3	Timestamp for Monitored Data Set 3 - Rate 4 Peak & Coincident Demand	TSTAMP	21st Century	1 s			R
47802	2	Cumulative Demand for Monitored Data Set 3 - Rate 4	FLOAT	0 to +99999999	data specific			R
47804	2	Accumulator for Monitored Data Set 4 - Rate 4	SINT32	0 to +99999999	data specific	Energy format, scaling applies only if energy is accumulated		R
47806	2	Peak Demand for Monitored Data Set 4 - Rate 4						R
47808	2	Coincident Demand for Monitored Data Set 4 - Rate 4	FLOAT	0 to +99999999 or 0 to ±1	data specific			R
47810	3	Timestamp for Monitored Data Set 4 - Rate 4 Peak & Coincident Demand	TSTAMP	21st Century	1 s			R
47814	2	Cumulative Demand for Monitored Data Set 4 - Rate 4	FLOAT	0 to +99999999	data specific			R
47816	2	Accumulator for Monitored Data Set 5 - Rate 4	SINT32	0 to +99999999	data specific	Energy format, scaling applies only if energy is accumulated		R
47818	2	Peak Demand for Monitored Data Set 5 - Rate 4	FLOAT	0 to +9.999 E+09	data specific			R
47820	2	Coincident Demand for Monitored Data Set 5 - Rate 4	FLOAT	0 to +99999999 or 0 to ±1	data specific			R
47822	3	Timestamp for Monitored Data Set 5 - Rate 4 Peak & Coincident Demand						R
47826	2	Cumulative Demand for Monitored Data Set 5 - Rate 4	FLOAT	0 to +99999999	data specific			R
47828	2	Accumulator for Monitored Data Set 6 - Rate 4	SINT32	0 to +99999999	data specific	Energy format, scaling applies only if energy is accumulated		R
47830	2	Peak Demand for Monitored Data Set 6 - Rate 4	FLOAT	0 to +9.999 E+09	data specific			R
47832	2	Coincident Demand for Monitored Data Set 6 - Rate 4	FLOAT	0 to +99999999 or 0 to ±1	data specific			R
47834	3	Timestamp for Monitored Data Set 6 - Rate 4 Peak & Coincident Demand	TSTAMP	21st Century	1 s			R
47838	2	Cumulative Demand for Monitored Data Set 6 - Rate 4						R
47840	2	Accumulator for Monitored Data Set 7 - Rate 4	SINT32	0 to +99999999	data specific	Energy format, scaling applies only if energy is accumulated		R
47842	2	Peak Demand for Monitored Data Set 7 - Rate 4	FLOAT	0 to +9.999 E+09	data specific			R
47844	2	Coincident Demand for Monitored Data Set 7 - Rate 4	FLOAT	0 to +99999999 or 0 to ±1	data specific			R
47846	3	Timestamp for Monitored Data Set 7 Peak & Coincident Demand	TSTAMP	21st Century	1 s			R
47850	2	Cumulative Demand for Monitored Data Set 7 - Rate 4	FLOAT	0 to +99999999	data specific			R
47852	2	Accumulator for Monitored Data Set 8 - Rate 4	SINT32	0 to +99999999	data specific	Energy format, scaling applies only if energy is accumulated		R
47854	2	Peak Demand for Monitored Data Set 8 - Rate 4						R
47856	2	Coincident Demand for Monitored Data Set 8 - Rate 4	FLOAT	0 to +99999999 or 0 to ±1	data specific			R
47858	3	Timestamp for Monitored Data Set 8 - Rate 4 Peak & Coincident Demand	TSTAMP	21st Century	1 s			R
47862	2	Cumulative Demand for Monitored Data Set 8 - Rate 4	FLOAT	0 to +99999999	data specific			R

Reg#	Size	Description	Format	Value Range	Unit of measure or resolution	Comments	Factory default value	Acc
47864	2	Accumulator for Monitored Data Set 9 - Rate 4	SINT32	0 to ±99999999	data specific	Energy format, scaling applies only if energy is accumulated		R
47866	2	Peak Demand for Monitored Data Set 9 - Rate 4	FLOAT	0 to ±9.999 E+09	data specific			R
47868	2	Coincident Demand for Monitored Data Set 9 - Rate 4	FLOAT	0 to ±99999999 or 0 to ±1	data specific			R
47870	3	Timestamp for Monitored Data Set 9 - Rate 4 Peak & Coincident Demand						R
47874	2	Cumulative Demand for Monitored Data Set 9 - Rate 4	FLOAT	0 to ±99999999	data specific			R
47876	2	Accumulator for Monitored Data Set 10 - Rate 4	SINT32	0 to ±99999999	data specific	Energy format, scaling applies only if energy is accumulated		R
47878	2	Peak Demand for Monitored Data Set 10 - Rate 4	FLOAT	0 to ±9.999 E+09	data specific			R
47880	2	Coincident Demand for Monitored Data Set 10 - Rate 4	FLOAT	0 to ±99999999 or 0 to ±1	data specific			R
47882	3	Timestamp for Monitored Data Set 10 - Rate 4 Peak & Coincident Demand	TSTAMP	21st Century	1 s			R
47886	2	Cumulative Demand for Monitored Data Set 10 - Rate 4						R
47888	2	Accumulator for Monitored Data Set 11 - Rate 4	SINT32	0 to ±99999999	data specific	Energy format, scaling applies only if energy is accumulated		R
47890	2	Peak Demand for Monitored Data Set 11 - Rate 4	FLOAT	0 to ±9.999 E+09	data specific			R
47892	2	Coincident Demand for Monitored Data Set 11 - Rate 4	FLOAT	0 to ±99999999 or 0 to ±1	data specific			R
47894	3	Timestamp for Monitored Data Set 11 - Rate 4 Peak & Coincident Demand	TSTAMP	21st Century	1 s			R
47898	2	Cumulative Demand for Monitored Data Set 11 - Rate 4	FLOAT	0 to ±99999999	data specific			R
47900	2	Accumulator for Monitored Data Set 12 - Rate 4	SINT32	0 to ±99999999	data specific	Energy format, scaling applies only if energy is accumulated		R
47902	2	Peak Demand for Monitored Data Set 12 - Rate 4						R
47904	2	Coincident Demand for Monitored Data Set 12 - Rate 4	FLOAT	0 to ±99999999 or 0 to ±1	data specific			R
47906	3	Timestamp for Monitored Data Set 12 - Rate 4 Peak & Coincident Demand	TSTAMP	21st Century	1 s			R
47910	2	Cumulative Demand for Monitored Data Set 12 - Rate 4	FLOAT	0 to ±99999999	data specific			R
47912	2	Accumulator for Monitored Data Set 13 - Rate 4	SINT32	0 to ±99999999	data specific	Energy format, scaling applies only if energy is accumulated		R
47914	2	Peak Demand for Monitored Data Set 13 - Rate 4	FLOAT	0 to ±9.999 E+09	data specific			R
47916	2	Coincident Demand for Monitored Data Set 13 - Rate 4	FLOAT	0 to ±99999999 or 0 to ±1	data specific			R
47918	3	Timestamp for Monitored Data Set 13 - Rate 4 Peak & Coincident Demand						R
47922	2	Cumulative Demand for Monitored Data Set 13 - Rate 4	FLOAT	0 to ±99999999	data specific			R
47924	2	Accumulator for Monitored Data Set 14 - Rate 4	SINT32	0 to ±99999999	data specific	Energy format, scaling applies only if energy is accumulated		R
47926	2	Peak Demand for Monitored Data Set 14 - Rate 4	FLOAT	0 to ±9.999 E+09	data specific			R
47928	2	Coincident Demand for Monitored Data Set 14 - Rate 4	FLOAT	0 to ±99999999 or 0 to ±1	data specific			R
47930	3	Timestamp for Monitored Data Set 14 - Rate 4 Peak & Coincident Demand	TSTAMP	21st Century	1 s			R
47934	2	Cumulative Demand for Monitored Data Set 14 - Rate 4						R
47936	2	Accumulator for Monitored Data Set 15 - Rate 4	SINT32	0 to ±99999999	data specific	Energy format, scaling applies only if energy is accumulated		R
47938	2	Peak Demand for Monitored Data Set 15 - Rate 4	FLOAT	0 to ±9.999 E+09	data specific			R
47940	2	Coincident Demand for Monitored Data Set 15 - Rate 4	FLOAT	0 to ±99999999 or 0 to ±1	data specific			R
47942	3	Timestamp for Monitored Data Set 15 - Rate 4 Peak & Coincident Demand	TSTAMP	21st Century	1 s			R
47946	2	Cumulative Demand for Monitored Data Set 15 - Rate 4	FLOAT	0 to ±99999999	data specific			R
47948	2	Accumulator for Monitored Data Set 16 - Rate 4	SINT32	0 to ±99999999	data specific	Energy format, scaling applies only if energy is accumulated		R
47950	2	Peak Demand for Monitored Data Set 16 - Rate 4						R
47952	2	Coincident Demand for Monitored Data Set 16 - Rate 4	FLOAT	0 to ±99999999 or 0 to ±1	data specific			R
47954	3	Timestamp for Monitored Data Set 16 - Rate 4 Peak & Coincident Demand	TSTAMP	21st Century	1 s			R
47958	2	Cumulative Demand for Monitored Data Set 16 - Rate 4	FLOAT	0 to ±99999999	data specific			R

Reg#	Size	Description	Format	Value Range	Unit of measure or resolution	Comments	Factory default value	Acc
Prior Season Block, Rate 0 - Total								
47960	2	Accumulator for Monitored Data Set 1 - Rate 0	SINT32	0 to ±99999999	data specific	Energy format, scaling applies only if energy is accumulated		R
47962	2	Peak Demand for Monitored Data Set 1 - Rate 0						R
47964	2	Coincident Demand for Monitored Data Set 1 - Rate 0	FLOAT	0 to ±99999999 or 0 to ±1	data specific			R
47966	3	Timestamp for Monitored Data Set 1 - Rate 0 Peak & Coincident Demand	TSTAMP	21st Century	1 s			R
47970	2	Cumulative Demand for Monitored Data Set 1 - Rate 0	FLOAT	0 to ±99999999	data specific			R
47972	2	Accumulator for Monitored Data Set 2 - Rate 0	SINT32	0 to ±99999999	data specific	Energy format, scaling applies only if energy is accumulated		R
47974	2	Peak Demand for Monitored Data Set 2 - Rate 0	FLOAT	0 to ±9.999 E+09	data specific			R
47976	2	Coincident Demand for Monitored Data Set 2 - Rate 0	FLOAT	0 to ±99999999 or 0 to ±1	data specific			R
47978	3	Timestamp for Monitored Data Set 2 - Rate 0 Peak & Coincident Demand						R
47982	2	Cumulative Demand for Monitored Data Set 2 - Rate 0	FLOAT	0 to ±99999999	data specific			R
47984	2	Accumulator for Monitored Data Set 3 - Rate 0	SINT32	0 to ±99999999	data specific	Energy format, scaling applies only if energy is accumulated		R
47986	2	Peak Demand for Monitored Data Set 3 - Rate 0	FLOAT	0 to ±9.999 E+09	data specific			R
47988	2	Coincident Demand for Monitored Data Set 3 - Rate 0	FLOAT	0 to ±99999999 or 0 to ±1	data specific			R
47990	3	Timestamp for Monitored Data Set 3 - Rate 0 Peak & Coincident Demand	TSTAMP	21st Century	1 s			R
47994	2	Cumulative Demand for Monitored Data Set 3 - Rate 0						R
47996	2	Accumulator for Monitored Data Set 4 - Rate 0	SINT32	0 to ±99999999	data specific	Energy format, scaling applies only if energy is accumulated		R
47998	2	Peak Demand for Monitored Data Set 4 - Rate 0	FLOAT	0 to ±9.999 E+09	data specific			R
48000	2	Coincident Demand for Monitored Data Set 4 - Rate 0	FLOAT	0 to ±99999999 or 0 to ±1	data specific			R
48002	3	Timestamp for Monitored Data Set 4 - Rate 0 Peak & Coincident Demand	TSTAMP	21st Century	1 s			R
48006	2	Cumulative Demand for Monitored Data Set 4 - Rate 0	FLOAT	0 to ±99999999	data specific			R
48008	2	Accumulator for Monitored Data Set 5 - Rate 0	SINT32	0 to ±99999999	data specific	Energy format, scaling applies only if energy is accumulated		R
48010	2	Peak Demand for Monitored Data Set 5 - Rate 0						R
48012	2	Coincident Demand for Monitored Data Set 5 - Rate 0	FLOAT	0 to ±99999999 or 0 to ±1	data specific			R
48014	3	Timestamp for Monitored Data Set 5 - Rate 0 Peak & Coincident Demand	TSTAMP	21st Century	1 s			R
48018	2	Cumulative Demand for Monitored Data Set 5 - Rate 0	FLOAT	0 to ±99999999	data specific			R
48020	2	Accumulator for Monitored Data Set 6 - Rate 0				Energy format, scaling applies only if energy is accumulated		R
48022	2	Peak Demand for Monitored Data Set 6 - Rate 0						R
48024	2	Coincident Demand for Monitored Data Set 6 - Rate 0						R
48026	3	Timestamp for Monitored Data Set 6 - Rate 0 Peak & Coincident Demand						R
48030	2	Cumulative Demand for Monitored Data Set 6 - Rate 0	FLOAT	0 to ±99999999	data specific			R
48032	2	Accumulator for Monitored Data Set 7 - Rate 0	SINT32	0 to ±99999999	data specific	Energy format, scaling applies only if energy is accumulated		R
48034	2	Peak Demand for Monitored Data Set 7 - Rate 0	FLOAT	0 to ±9.999 E+09	data specific			R
48036	2	Coincident Demand for Monitored Data Set 7 - Rate 0	FLOAT	0 to ±99999999 or 0 to ±1	data specific			R
48038	3	Timestamp for Monitored Data Set 7 Peak & Coincident Demand	TSTAMP	21st Century	1 s			R
48042	2	Cumulative Demand for Monitored Data Set 7 - Rate 0	FLOAT	0 to ±99999999	data specific			R
48044	2	Accumulator for Monitored Data Set 8 - Rate 0	SINT32	0 to ±99999999	data specific	Energy format, scaling applies only if energy is accumulated		R
48046	2	Peak Demand for Monitored Data Set 8 - Rate 0	FLOAT	0 to ±9.999 E+09	data specific			R
48048	2	Coincident Demand for Monitored Data Set 8 - Rate 0						R
48050	3	Timestamp for Monitored Data Set 8 - Rate 0 Peak & Coincident Demand	TSTAMP	21st Century	1 s			R
48054	2	Cumulative Demand for Monitored Data Set 8 - Rate 0						R

Reg#	Size	Description	Format	Value Range	Unit of measure or resolution	Comments	Factory default value	Acc
48056	2	Accumulator for Monitored Data Set 9 - Rate 0	SINT32	0 to ±99999999	data specific	Energy format, scaling applies only if energy is accumulated		R
48058	2	Peak Demand for Monitored Data Set 9 - Rate 0	FLOAT	0 to ±9.999 E+09	data specific			R
48060	2	Coincident Demand for Monitored Data Set 9 - Rate 0	FLOAT	0 to ±99999999 or 0 to ±1	data specific			R
48062	3	Timestamp for Monitored Data Set 9 - Rate 0 Peak & Coincident Demand	TSTAMP	21st Century	1 s			R
48066	2	Cumulative Demand for Monitored Data Set 9 - Rate 0	FLOAT	0 to ±99999999	data specific			R
48068	2	Accumulator for Monitored Data Set 10 - Rate 0	SINT32	0 to ±99999999	data specific	Energy format, scaling applies only if energy is accumulated		R
48070	2	Peak Demand for Monitored Data Set 10 - Rate 0	FLOAT	0 to ±9.999 E+09	data specific			R
48072	2	Coincident Demand for Monitored Data Set 10 - Rate 0	FLOAT	0 to ±99999999 or 0 to ±1	data specific			R
48074	3	Timestamp for Monitored Data Set 10 - Rate 0 Peak & Coincident Demand	TSTAMP	21st Century	1 s			R
48078	2	Cumulative Demand for Monitored Data Set 10 - Rate 0						R
48080	2	Accumulator for Monitored Data Set 11 - Rate 0				Energy format, scaling applies only if energy is accumulated		R
48082	2	Peak Demand for Monitored Data Set 11 - Rate 0						R
48084	2	Coincident Demand for Monitored Data Set 11 - Rate 0	FLOAT	0 to ±99999999 or 0 to ±1	data specific			R
48086	3	Timestamp for Monitored Data Set 11 - Rate 0 Peak & Coincident Demand						R
48090	2	Cumulative Demand for Monitored Data Set 11 - Rate 0	FLOAT	0 to ±99999999	data specific			R
48092	2	Accumulator for Monitored Data Set 12 - Rate 0	SINT32	0 to ±99999999	data specific	Energy format, scaling applies only if energy is accumulated		R
48094	2	Peak Demand for Monitored Data Set 12 - Rate 0	FLOAT	0 to ±9.999 E+09	data specific			R
48096	2	Coincident Demand for Monitored Data Set 12 - Rate 0	FLOAT	0 to ±99999999 or 0 to ±1	data specific			R
48098	3	Timestamp for Monitored Data Set 12 - Rate 0 Peak & Coincident Demand						R
48102	2	Cumulative Demand for Monitored Data Set 12 - Rate 0						R
48104	2	Accumulator for Monitored Data Set 13 - Rate 0				Energy format, scaling applies only if energy is accumulated		R
48106	2	Peak Demand for Monitored Data Set 13 - Rate 0	FLOAT	0 to ±9.999 E+09	data specific			R
48108	2	Coincident Demand for Monitored Data Set 13 - Rate 0	FLOAT	0 to ±99999999 or 0 to ±1	data specific			R
48110	3	Timestamp for Monitored Data Set 13 - Rate 0 Peak & Coincident Demand	TSTAMP	21st Century	1 s			R
48114	2	Cumulative Demand for Monitored Data Set 13 - Rate 0	FLOAT	0 to ±99999999	data specific			R
48116	2	Accumulator for Monitored Data Set 14 - Rate 0	SINT32	0 to ±99999999	data specific	Energy format, scaling applies only if energy is accumulated		R
48118	2	Peak Demand for Monitored Data Set 14 - Rate 0	FLOAT	0 to ±9.999 E+09	data specific			R
48120	2	Coincident Demand for Monitored Data Set 14 - Rate 0	FLOAT	0 to ±99999999 or 0 to ±1	data specific			R
48122	3	Timestamp for Monitored Data Set 14 - Rate 0 Peak & Coincident Demand	TSTAMP	21st Century	1 s			R
48126	2	Cumulative Demand for Monitored Data Set 14 - Rate 0						R
48128	2	Accumulator for Monitored Data Set 15 - Rate 0				Energy format, scaling applies only if energy is accumulated		R
48130	2	Peak Demand for Monitored Data Set 15 - Rate 0						R
48132	2	Coincident Demand for Monitored Data Set 15 - Rate 0						R
48134	3	Timestamp for Monitored Data Set 15 - Rate 0 Peak & Coincident Demand	TSTAMP	21st Century	1 s			R
48138	2	Cumulative Demand for Monitored Data Set 15 - Rate 0						R
48140	2	Accumulator for Monitored Data Set 16 - Rate 0	SINT32	0 to ±99999999	data specific	Energy format, scaling applies only if energy is accumulated		R
48142	2	Peak Demand for Monitored Data Set 16 - Rate 0	FLOAT	0 to ±9.999 E+09	data specific			R
48144	2	Coincident Demand for Monitored Data Set 16 - Rate 0	FLOAT	0 to ±99999999 or 0 to ±1	data specific			R
48146	3	Timestamp for Monitored Data Set 16 - Rate 0 Peak & Coincident Demand	TSTAMP	21st Century	1 s			R
48150	2	Cumulative Demand for Monitored Data Set 16 - Rate 0	FLOAT	0 to ±99999999	data specific			R

Reg#	Size	Description	Format	Value Range	Unit of measure or resolution	Comments	Factory default value	Acc
Prior Sea:								
48152	2	Accumulator for Monitored Data Set 1 - Rate 1				Energy format, scaling applies only if energy is accumulated		R
48154	2	Peak Demand for Monitored Data Set 1 - Rate 1	FLOAT	0 to ±9.999 E+09	data specific			R
48156	2	Coincident Demand for Monitored Data Set 1 - Rate 1	FLOAT	0 to ±99999999 or 0 to ±1	data specific			R
48158	3	Timestamp for Monitored Data Set 1 - Rate 1 Peak & Coincident Demand	TSTAMP	21st Century	1 s			R
48162	2	Cumulative Demand for Monitored Data Set 1 - Rate 1	FLOAT	0 to ±99999999	data specific			R
48164	2	Accumulator for Monitored Data Set 2 - Rate 1	SINT32	0 to ±99999999	data specific	Energy format, scaling applies only if energy is accumulated		R
48166	2	Peak Demand for Monitored Data Set 2 - Rate 1	FLOAT	0 to ±9.999 E+09	data specific			R
48168	2	Coincident Demand for Monitored Data Set 2 - Rate 1	FLOAT	0 to ±99999999 or 0 to ±1	data specific			R
48170	3	Timestamp for Monitored Data Set 2 - Rate 1 Peak & Coincident Demand	TSTAMP	21st Century	1 s			R
48174	2	Cumulative Demand for Monitored Data Set 2 - Rate 1						R
48176	2	Accumulator for Monitored Data Set 3 - Rate 1				Energy format, scaling applies only if energy is accumulated		R
48178	2	Peak Demand for Monitored Data Set 3 - Rate 1						R
48180	2	Coincident Demand for Monitored Data Set 3 - Rate 1						R
48182	3	Timestamp for Monitored Data Set 3 - Rate 1 Peak & Coincident Demand	TSTAMP	21st Century	1 s			R
48186	2	Cumulative Demand for Monitored Data Set 3 - Rate 1						R
48188	2	Accumulator for Monitored Data Set 4 - Rate 1	SINT32	0 to ±99999999	data specific	Energy format, scaling applies only if energy is accumulated		R
48190	2	Peak Demand for Monitored Data Set 4 - Rate 1	FLOAT	0 to ±9.999 E+09	data specific			R
48192	2	Coincident Demand for Monitored Data Set 4 - Rate 1	FLOAT	0 to ±99999999 or 0 to ±1	data specific			R
48194	3	Timestamp for Monitored Data Set 4 - Rate 1 Peak & Coincident Demand	TSTAMP	21st Century	1 s			R
48198	2	Cumulative Demand for Monitored Data Set 4 - Rate 1	FLOAT	0 to ±99999999	data specific			R
48200	2	Accumulator for Monitored Data Set 5 - Rate 1	SINT32	0 to ±99999999	data specific	Energy format, scaling applies only if energy is accumulated		R
48202	2	Peak Demand for Monitored Data Set 5 - Rate 1	FLOAT	0 to ±9.999 E+09	data specific			R
48204	2	Coincident Demand for Monitored Data Set 5 - Rate 1	FLOAT	0 to ±99999999 or 0 to ±1	data specific			R
48206	3	Timestamp for Monitored Data Set 5 - Rate 1 Peak & Coincident Demand	TSTAMP	21st Century	1 s			R
48210	2	Cumulative Demand for Monitored Data Set 5 - Rate 1						R
48212	2	Accumulator for Monitored Data Set 6 - Rate 1	SINT32	0 to ±99999999	data specific	Energy format, scaling applies only if energy is accumulated		R
48214	2	Peak Demand for Monitored Data Set 6 - Rate 1	FLOAT	0 to ±9.999 E+09	data specific			R
48216	2	Coincident Demand for Monitored Data Set 6 - Rate 1	FLOAT	0 to ±99999999 or 0 to ±1	data specific			R
48218	3	Timestamp for Monitored Data Set 6 - Rate 1 Peak & Coincident Demand	TSTAMP	21st Century	1 s			R
48222	2	Cumulative Demand for Monitored Data Set 6 - Rate 1	FLOAT	0 to ±99999999	data specific			R
48224	2	Accumulator for Monitored Data Set 7 - Rate 1	SINT32	0 to ±99999999	data specific	Energy format, scaling applies only if energy is accumulated		R
48226	2	Peak Demand for Monitored Data Set 7 - Rate 1	FLOAT	0 to ±9.999 E+09	data specific			R
48228	2	Coincident Demand for Monitored Data Set 7	FLOAT	0 to ±99999999 or 0 to ±1	data specific			R
48230	3	Timestamp for Monitored Data Set 7 Peak & Coincident Demand	TSTAMP	21st Century	1 s			R
48234	2	Cumulative Demand for Monitored Data Set 7 - Rate 1	FLOAT	0 to ±99999999	data specific			R
48236	2	Accumulator for Monitored Data Set 8 - Rate 1	SINT32	0 to ±99999999	data specific	Energy format, scaling applies only if energy is accumulated		R
48238	2	Peak Demand for Monitored Data Set 8 - Rate 1	FLOAT	0 to ±9.999 E+09	data specific			R
48240	2	Coincident Demand for Monitored Data Set 8 - Rate 1	FLOAT	0 to ±99999999 or 0 to ±1	data specific			R
48242	3	Timestamp for Monitored Data Set 8 - Rate 1 Peak & Coincident Demand	TSTAMP	21st Century	1 s			R
48246	2	Cumulative Demand for Monitored Data Set 8 - Rate 1	FLOAT	0 to ±99999999	data specific			R

Reg#	Size	Description	Format	Value Range	Unit of measure or resolution	Comments	Factory default value	Acc
48248	2	Accumulator for Monitored Data Set 9 - Rate 1	SINT32	0 to ±99999999	data specific	Energy format, scaling applies only if energy is accumulated		R
48250	2	Peak Demand for Monitored Data Set 9 - Rate 1	FLOAT	0 to ±9.999 E+09	data specific			R
48252	2	Coincident Demand for Monitored Data Set 9 - Rate 1	FLOAT	0 to ±99999999 or 0 to ±1	data specific			R
48254	3	Timestamp for Monitored Data Set 9 - Rate 1 Peak & Coincident Demand	TSTAMP	21st Century	1 s			R
48258	2	Cumulative Demand for Monitored Data Set 9 - Rate 1	FLOAT	0 to ±99999999	data specific			R
48260	2	Accumulator for Monitored Data Set 10 - Rate 1	SINT32	0 to ±99999999	data specific	Energy format, scaling applies only if energy is accumulated		R
48262	2	Peak Demand for Monitored Data Set 10 - Rate 1	FLOAT	0 to ±9.999 E+09	data specific			R
48264	2	Coincident Demand for Monitored Data Set 10 - Rate 1	FLOAT	0 to ±99999999 or 0 to ±1	data specific			R
48266	3	Timestamp for Monitored Data Set 10 - Rate 1 Peak & Coincident Demand	TSTAMP	21st Century	1 s			R
48270	2	Cumulative Demand for Monitored Data Set 10 - Rate 1	FLOAT	0 to ±99999999	data specific			R
48272	2	Accumulator for Monitored Data Set 11 - Rate 1	SINT32	0 to ±99999999	data specific	Energy format, scaling applies only if energy is accumulated		R
48274	2	Peak Demand for Monitored Data Set 11 - Rate 1	FLOAT	0 to ±9.999 E+09	data specific			R
48276	2	Coincident Demand for Monitored Data Set 11 - Rate 1	FLOAT	0 to ±99999999 or 0 to ±1	data specific			R
48278	3	Timestamp for Monitored Data Set 11 - Rate 1 Peak & Coincident Demand	TSTAMP	21st Century	1 s			R
48282	2	Cumulative Demand for Monitored Data Set 11 - Rate 1	FLOAT	0 to ±99999999	data specific			R
48284	2	Accumulator for Monitored Data Set 12 - Rate 1	SINT32	0 to ±99999999	data specific	Energy format, scaling applies only if energy is accumulated		R
48286	2	Peak Demand for Monitored Data Set 12 - Rate 1	FLOAT	0 to ±9.999 E+09	data specific			R
48288	2	Coincident Demand for Monitored Data Set 12 - Rate 1						R
48290	3	Timestamp for Monitored Data Set 12 - Rate 1 Peak & Coincident Demand	TSTAMP	21st Century	1 s			R
48294	2	Cumulative Demand for Monitored Data Set 12 - Rate 1	FLOAT	0 to ±99999999	data specific			R
48296	2	Accumulator for Monitored Data Set 13 - Rate 1	SINT32	0 to ±99999999	data specific	Energy format, scaling applies only if energy is accumulated		R
48298	2	Peak Demand for Monitored Data Set 13 - Rate 1	FLOAT	0 to ±9.999 E+09	data specific			R
48300	2	Coincident Demand for Monitored Data Set 13 - Rate 1	FLOAT	0 to ±99999999 or 0 to ±1	data specific			R
48302	3	Timestamp for Monitored Data Set 13 - Rate 1 Peak & Coincident Demand	TSTAMP	21st Century	1 s			R
48306	2	Cumulative Demand for Monitored Data Set 13 - Rate 1	FLOAT	0 to ±99999999	data specific			R
48308	2	Accumulator for Monitored Data Set 14 - Rate 1	SINT32	0 to ±99999999	data specific	Energy format, scaling applies only if energy is accumulated		R
48310	2	Peak Demand for Monitored Data Set 14 - Rate 1	FLOAT	0 to ±9.999 E+09	data specific			R
48312	2	Coincident Demand for Monitored Data Set 14 - Rate 1	FLOAT	0 to ±99999999 or 0 to ±1	data specific			R
48314	3	Timestamp for Monitored Data Set 14 - Rate 1 Peak & Coincident Demand	TSTAMP	21st Century	1 s			R
48318	2	Cumulative Demand for Monitored Data Set 14 - Rate 1	FLOAT	0 to ±99999999	data specific			R
48320	2	Accumulator for Monitored Data Set 15 - Rate 1	SINT32	0 to ±99999999	data specific	Energy format, scaling applies only if energy is accumulated		R
48322	2	Peak Demand for Monitored Data Set 15 - Rate 1	FLOAT	0 to ±9.999 E+09	data specific			R
48324	2	Coincident Demand for Monitored Data Set 15 - Rate 1	FLOAT	0 to ±99999999 or 0 to ±1	data specific			R
48326	3	Timestamp for Monitored Data Set 15 - Rate 1 Peak & Coincident Demand	TSTAMP	21st Century	1 s			R
48330	2	Cumulative Demand for Monitored Data Set 15 - Rate 1	FLOAT	0 to ±99999999	data specific			R
48332	2	Accumulator for Monitored Data Set 16 - Rate 1	SINT32	0 to ±99999999	data specific	Energy format, scaling applies only if energy is accumulated		R
48334	2	Peak Demand for Monitored Data Set 16 - Rate 1	FLOAT	0 to ±9.999 E+09	data specific			R
48336	2	Coincident Demand for Monitored Data Set 16 - Rate 1	FLOAT	0 to ±99999999 or 0 to ±1	data specific			R
48338	3	Timestamp for Monitored Data Set 16 - Rate 1 Peak & Coincident Demand	TSTAMP	21st Century	1 s			R
48342	2	Cumulative Demand for Monitored Data Set 16 - Rate 1	FLOAT	0 to ±99999999	data specific			R

Reg#	Size	Description	Format	Value Range	Unit of measure or resolution	Comments	Factory default value	Acc
Prior Season Block, Rate 2								
48344	2	Accumulator for Monitored Data Set 1 - Rate 2	SINT32	0 to +99999999	data specific	Energy format, scaling applies only if energy is accumulated		R
48346	2	Peak Demand for Monitored Data Set 1 - Rate 2	FLOAT	0 to +9.999 E+09	data specific			R
48348	2	Coincident Demand for Monitored Data Set 1 - Rate 2	FLOAT	0 to +99999999 or 0 to ±1	data specific			R
48350	3	Timestamp for Monitored Data Set 1 - Rate 2 Peak & Coincident Demand	TSTAMP	21st Century	1 s			R
48354	2	Cumulative Demand for Monitored Data Set 1 - Rate 2	FLOAT	0 to +99999999	data specific			R
48356	2	Accumulator for Monitored Data Set 2 - Rate 2	SINT32	0 to +99999999	data specific	Energy format, scaling applies only if energy is accumulated		R
48358	2	Peak Demand for Monitored Data Set 2 - Rate 2	FLOAT	0 to +9.999 E+09	data specific			R
48360	2	Coincident Demand for Monitored Data Set 2 - Rate 2	FLOAT	0 to +99999999 or 0 to ±1	data specific			R
48362	3	Timestamp for Monitored Data Set 2 - Rate 2 Peak & Coincident Demand	TSTAMP	21st Century	1 s			R
48366	2	Cumulative Demand for Monitored Data Set 2 - Rate 2	FLOAT	0 to +99999999	data specific			R
48368	2	Accumulator for Monitored Data Set 3 - Rate 2	SINT32	0 to +99999999	data specific	Energy format, scaling applies only if energy is accumulated		R
48370	2	Peak Demand for Monitored Data Set 3 - Rate 2	FLOAT	0 to +9.999 E+09	data specific			R
48372	2	Coincident Demand for Monitored Data Set 3 - Rate 2	FLOAT	0 to +99999999 or 0 to ±1	data specific			R
48374	3	Timestamp for Monitored Data Set 3 - Rate 2 Peak & Coincident Demand	TSTAMP	21st Century	1 s			R
48378	2	Cumulative Demand for Monitored Data Set 3 - Rate 2	FLOAT	0 to +99999999	data specific			R
48380	2	Accumulator for Monitored Data Set 4 - Rate 2	SINT32	0 to +99999999	data specific	Energy format, scaling applies only if energy is accumulated		R
48382	2	Peak Demand for Monitored Data Set 4 - Rate 2	FLOAT	0 to +9.999 E+09	data specific			R
48384	2	Coincident Demand for Monitored Data Set 4 - Rate 2	FLOAT	0 to +99999999 or 0 to ±1	data specific			R
48386	3	Timestamp for Monitored Data Set 4 - Rate 2 Peak & Coincident Demand	TSTAMP	21st Century	1 s			R
48390	2	Cumulative Demand for Monitored Data Set 4 - Rate 2	FLOAT	0 to +99999999	data specific			R
48392	2	Accumulator for Monitored Data Set 5 - Rate 2	SINT32	0 to +99999999	data specific	Energy format, scaling applies only if energy is accumulated		R
48394	2	Peak Demand for Monitored Data Set 5 - Rate 2	FLOAT	0 to +9.999 E+09	data specific			R
48396	2	Coincident Demand for Monitored Data Set 5 - Rate 2	FLOAT	0 to +99999999 or 0 to ±1	data specific			R
48398	3	Timestamp for Monitored Data Set 5 - Rate 2 Peak & Coincident Demand	TSTAMP	21st Century	1 s			R
48402	2	Cumulative Demand for Monitored Data Set 5 - Rate 2	FLOAT	0 to +99999999	data specific			R
48404	2	Accumulator for Monitored Data Set 6 - Rate 2	SINT32	0 to +99999999	data specific	Energy format, scaling applies only if energy is accumulated		R
48406	2	Peak Demand for Monitored Data Set 6 - Rate 2	FLOAT	0 to +9.999 E+09	data specific			R
48408	2	Coincident Demand for Monitored Data Set 6 - Rate 2	FLOAT	0 to +99999999 or 0 to ±1	data specific			R
48410	3	Timestamp for Monitored Data Set 6 - Rate 2 Peak & Coincident Demand	TSTAMP	21st Century	1 s			R
48414	2	Cumulative Demand for Monitored Data Set 6 - Rate 2	FLOAT	0 to +99999999	data specific			R
48416	2	Accumulator for Monitored Data Set 7 - Rate 2	SINT32	0 to +99999999	data specific	Energy format, scaling applies only if energy is accumulated		R
48418	2	Peak Demand for Monitored Data Set 7 - Rate 2	FLOAT	0 to +9.999 E+09	data specific			R
48420	2	Coincident Demand for Monitored Data Set 7 - Rate 2	FLOAT	0 to +99999999 or 0 to ±1	data specific			R
48422	3	Timestamp for Monitored Data Set 7 Peak & Coincident Demand	TSTAMP	21st Century	1 s			R
48426	2	Cumulative Demand for Monitored Data Set 7 - Rate 2	FLOAT	0 to +99999999	data specific			R
48428	2	Accumulator for Monitored Data Set 8 - Rate 2	SINT32	0 to +99999999	data specific	Energy format, scaling applies only if energy is accumulated		R
48430	2	Peak Demand for Monitored Data Set 8 - Rate 2	FLOAT	0 to +9.999 E+09	data specific			R
48432	2	Coincident Demand for Monitored Data Set 8 - Rate 2	FLOAT	0 to +99999999 or 0 to ±1	data specific			R
48434	3	Timestamp for Monitored Data Set 8 - Rate 2 Peak & Coincident Demand	TSTAMP	21st Century	1 s			R
48438	2	Cumulative Demand for Monitored Data Set 8 - Rate 2	FLOAT	0 to +99999999	data specific			R

Reg#	Size	Description	Format	Value Range	Unit of measure or resolution	Comments	Factory default value	Acc
48440	2	Accumulator for Monitored Data Set 9 - Rate 2	SINT32	0 to ±99999999	data specific	Energy format, scaling applies only if energy is accumulated		R
48442	2	Peak Demand for Monitored Data Set 9 - Rate 2	FLOAT	0 to ±9.999 E+09	data specific			R
48444	2	Coincident Demand for Monitored Data Set 9 - Rate 2	FLOAT	0 to ±99999999 or 0 to ±1	data specific			R
48446	3	Timestamp for Monitored Data Set 9 - Rate 2 Peak & Coincident Demand	TSTAMP	21st Century	1 s			R
48450	2	Cumulative Demand for Monitored Data Set 9 - Rate 2	FLOAT	0 to ±99999999	data specific			R
48452	2	Accumulator for Monitored Data Set 10 - Rate 2	SINT32	0 to ±99999999	data specific	Energy format, scaling applies only if energy is accumulated		R
48454	2	Peak Demand for Monitored Data Set 10 - Rate 2	FLOAT	0 to ±9.999 E+09	data specific			R
48456	2	Coincident Demand for Monitored Data Set 10 - Rate 2	FLOAT	0 to ±99999999 or 0 to ±1	data specific			R
48458	3	Timestamp for Monitored Data Set 10 - Rate 2 Peak & Coincident Demand	TSTAMP	21st Century	1 s			R
48462	2	Cumulative Demand for Monitored Data Set 10 - Rate 2	FLOAT	0 to ±99999999	data specific			R
48464	2	Accumulator for Monitored Data Set 11 - Rate 2	SINT32	0 to ±99999999	data specific	Energy format, scaling applies only if energy is accumulated		R
48466	2	Peak Demand for Monitored Data Set 11 - Rate 2	FLOAT	0 to ±9.999 E+09	data specific			R
48468	2	Coincident Demand for Monitored Data Set 11 - Rate 2	FLOAT	0 to ±99999999 or 0 to ±1	data specific			R
48470	3	Timestamp for Monitored Data Set 11 - Rate 2 Peak & Coincident Demand	TSTAMP	21st Century	1 s			R
48474	2	Cumulative Demand for Monitored Data Set 11 - Rate 2	FLOAT	0 to ±99999999	data specific			R
48476	2	Accumulator for Monitored Data Set 12 - Rate 2	SINT32	0 to ±99999999	data specific	Energy format, scaling applies only if energy is accumulated		R
48478	2	Peak Demand for Monitored Data Set 12 - Rate 2	FLOAT	0 to ±9.999 E+09	data specific			R
48480	2	Coincident Demand for Monitored Data Set 12 - Rate 2	FLOAT	0 to ±99999999 or 0 to ±1	data specific			R
48482	3	Timestamp for Monitored Data Set 12 - Rate 2 Peak & Coincident Demand	TSTAMP	21st Century	1 s			R
48486	2	Cumulative Demand for Monitored Data Set 12 - Rate 2	FLOAT	0 to ±99999999	data specific			R
48488	2	Accumulator for Monitored Data Set 13 - Rate 2	SINT32	0 to ±99999999	data specific	Energy format, scaling applies only if energy is accumulated		R
48490	2	Peak Demand for Monitored Data Set 13 - Rate 2	FLOAT	0 to ±9.999 E+09	data specific			R
48492	2	Coincident Demand for Monitored Data Set 13 - Rate 2	FLOAT	0 to ±99999999 or 0 to ±1	data specific			R
48494	3	Timestamp for Monitored Data Set 13 - Rate 2 Peak & Coincident Demand	TSTAMP	21st Century	1 s			R
48498	2	Cumulative Demand for Monitored Data Set 13 - Rate 2	FLOAT	0 to ±99999999	data specific			R
48500	2	Accumulator for Monitored Data Set 14 - Rate 2	SINT32	0 to ±99999999	data specific	Energy format, scaling applies only if energy is accumulated		R
48502	2	Peak Demand for Monitored Data Set 14 - Rate 2	FLOAT	0 to ±9.999 E+09	data specific			R
48504	2	Coincident Demand for Monitored Data Set 14 - Rate 2	FLOAT	0 to ±99999999 or 0 to ±1	data specific			R
48506	3	Timestamp for Monitored Data Set 14 - Rate 2 Peak & Coincident Demand	TSTAMP	21st Century	1 s			R
48510	2	Cumulative Demand for Monitored Data Set 14 - Rate 2	FLOAT	0 to ±99999999	data specific			R
48512	2	Accumulator for Monitored Data Set 15 - Rate 2	SINT32	0 to ±99999999	data specific	Energy format, scaling applies only if energy is accumulated		R
48514	2	Peak Demand for Monitored Data Set 15 - Rate 2	FLOAT	0 to ±9.999 E+09	data specific			R
48516	2	Coincident Demand for Monitored Data Set 15 - Rate 2	FLOAT	0 to ±99999999 or 0 to ±1	data specific			R
48518	3	Timestamp for Monitored Data Set 15 - Rate 2 Peak & Coincident Demand	TSTAMP	21st Century	1 s			R
48522	2	Cumulative Demand for Monitored Data Set 15 - Rate 2	FLOAT	0 to ±99999999	data specific			R
48524	2	Accumulator for Monitored Data Set 16 - Rate 2	SINT32	0 to ±99999999	data specific	Energy format, scaling applies only if energy is accumulated		R
48526	2	Peak Demand for Monitored Data Set 16 - Rate 2	FLOAT	0 to ±9.999 E+09	data specific			R
48528	2	Coincident Demand for Monitored Data Set 16 - Rate 2	FLOAT	0 to ±99999999 or 0 to ±1	data specific			R
48530	3	Timestamp for Monitored Data Set 16 - Rate 2 Peak & Coincident Demand	TSTAMP	21st Century	1 s			R
48534	2	Cumulative Demand for Monitored Data Set 16 - Rate 2	FLOAT	0 to ±99999999	data specific			R

Reg#	Size	Description	Format	Value Range	Unit of measure or resolution	Comments	Factory default value	Acc
Prior Season Block, Rate 3								
48536	2	Accumulator for Monitored Data Set 1 - Rate 3	SINT32	0 to +99999999	data specific	Energy format, scaling applies only if energy is accumulated		R
48538	2	Peak Demand for Monitored Data Set 1 - Rate 3	FLOAT	0 to +9.999 E+09	data specific			R
48540	2	Coincident Demand for Monitored Data Set 1 - Rate 3						R
48542	3	Timestamp for Monitored Data Set 1 - Rate 3 Peak & Coincident Demand	TSTAMP	21st Century	1 s			R
48546	2	Cumulative Demand for Monitored Data Set 1 - Rate 3	FLOAT	0 to +99999999	data specific			R
48548	2	Accumulator for Monitored Data Set 2 - Rate 3	SINT32	0 to +99999999	data specific	Energy format, scaling applies only if energy is accumulated		R
48550	2	Peak Demand for Monitored Data Set 2 - Rate 3	FLOAT	0 to +9.999 E+09	data specific			R
48552	2	Coincident Demand for Monitored Data Set 2 - Rate 3	FLOAT	0 to +99999999 or 0 to ±1	data specific			R
48554	3	Timestamp for Monitored Data Set 2 - Rate 3 Peak & Coincident Demand	TSTAMP	21st Century	1 s			R
48558	2	Cumulative Demand for Monitored Data Set 2 - Rate 3	FLOAT	0 to +99999999	data specific			R
48560	2	Accumulator for Monitored Data Set 3 - Rate 3	SINT32	0 to +99999999	data specific	Energy format, scaling applies only if energy is accumulated		R
48562	2	Peak Demand for Monitored Data Set 3 - Rate 3						R
48564	2	Coincident Demand for Monitored Data Set 3 - Rate 3	FLOAT	0 to +99999999 or 0 to ±1	data specific			R
48566	3	Timestamp for Monitored Data Set 3 - Rate 3 Peak & Coincident Demand	TSTAMP	21st Century	1 s			R
48570	2	Cumulative Demand for Monitored Data Set 3 - Rate 3	FLOAT	0 to +99999999	data specific			R
48572	2	Accumulator for Monitored Data Set 4 - Rate 3	SINT32	0 to +99999999	data specific	Energy format, scaling applies only if energy is accumulated		R
48574	2	Peak Demand for Monitored Data Set 4 - Rate 3	FLOAT	0 to +9.999 E+09	data specific			R
48576	2	Coincident Demand for Monitored Data Set 4 - Rate 3	FLOAT	0 to +99999999 or 0 to ±1	data specific			R
48578	3	Timestamp for Monitored Data Set 4 - Rate 3 Peak & Coincident Demand	TSTAMP	21st Century	1 s			R
48582	2	Cumulative Demand for Monitored Data Set 4 - Rate 3	FLOAT	0 to +99999999	data specific			R
48584	2	Accumulator for Monitored Data Set 5 - Rate 3	SINT32	0 to +99999999	data specific	Energy format, scaling applies only if energy is accumulated		R
48586	2	Peak Demand for Monitored Data Set 5 - Rate 3	FLOAT	0 to +9.999 E+09	data specific			R
48588	2	Coincident Demand for Monitored Data Set 5 - Rate 3	FLOAT	0 to +99999999 or 0 to ±1	data specific			R
48590	3	Timestamp for Monitored Data Set 5 - Rate 3 Peak & Coincident Demand	TSTAMP	21st Century	1 s			R
48594	2	Cumulative Demand for Monitored Data Set 5 - Rate 3	FLOAT	0 to +99999999	data specific			R
48596	2	Accumulator for Monitored Data Set 6 - Rate 3	SINT32	0 to +99999999	data specific	Energy format, scaling applies only if energy is accumulated		R
48598	2	Peak Demand for Monitored Data Set 6 - Rate 3	FLOAT	0 to +9.999 E+09	data specific			R
48600	2	Coincident Demand for Monitored Data Set 6 - Rate 3	FLOAT	0 to +99999999 or 0 to ±1	data specific			R
48602	3	Timestamp for Monitored Data Set 6 - Rate 3 Peak & Coincident Demand	TSTAMP	21st Century	1 s			R
48606	2	Cumulative Demand for Monitored Data Set 6 - Rate 3	FLOAT	0 to +99999999	data specific			R
48608	2	Accumulator for Monitored Data Set 7 - Rate 3	SINT32	0 to +99999999	data specific	Energy format, scaling applies only if energy is accumulated		R
48610	2	Peak Demand for Monitored Data Set 7 - Rate 3	FLOAT	0 to +9.999 E+09	data specific			R
48612	2	Coincident Demand for Monitored Data Set 7 - Rate 3	FLOAT	0 to +99999999 or 0 to ±1	data specific			R
48614	3	Timestamp for Monitored Data Set 7 Peak & Coincident Demand	TSTAMP	21st Century	1 s			R
48618	2	Cumulative Demand for Monitored Data Set 7 - Rate 3	FLOAT	0 to +99999999	data specific			R
48620	2	Accumulator for Monitored Data Set 8 - Rate 3	SINT32	0 to +99999999	data specific	Energy format, scaling applies only if energy is accumulated		R
48622	2	Peak Demand for Monitored Data Set 8 - Rate 3	FLOAT	0 to +9.999 E+09	data specific			R
48624	2	Coincident Demand for Monitored Data Set 8 - Rate 3	FLOAT	0 to +99999999 or 0 to ±1	data specific			R
48626	3	Timestamp for Monitored Data Set 8 - Rate 3 Peak & Coincident Demand	TSTAMP	21st Century	1 s			R
48630	2	Cumulative Demand for Monitored Data Set 8 - Rate 3	FLOAT	0 to +99999999	data specific			R

Reg#	Size	Description	Format	Value Range	Unit of measure or resolution	Comments	Factory default value	Acc
48632	2	Accumulator for Monitored Data Set 9 - Rate 3	SINT32	0 to ±99999999	data specific	Energy format, scaling applies only if energy is accumulated		R
48634	2	Peak Demand for Monitored Data Set 9 - Rate 3	FLOAT	0 to ±9.999 E+09	data specific			R
48636	2	Coincident Demand for Monitored Data Set 9 - Rate 3	FLOAT	0 to ±99999999 or 0 to ±1	data specific			R
48638	3	Timestamp for Monitored Data Set 9 - Rate 3 Peak & Coincident Demand	TSTAMP	21st Century	1 s			R
48642	2	Cumulative Demand for Monitored Data Set 9 - Rate 3	FLOAT	0 to ±99999999	data specific			R
48644	2	Accumulator for Monitored Data Set 10 - Rate 3	SINT32	0 to ±99999999	data specific	Energy format, scaling applies only if energy is accumulated		R
48646	2	Peak Demand for Monitored Data Set 10 - Rate 3	FLOAT	0 to ±9.999 E+09	data specific			R
48648	2	Coincident Demand for Monitored Data Set 10 - Rate 3	FLOAT	0 to ±99999999 or 0 to ±1	data specific			R
48650	3	Timestamp for Monitored Data Set 10 - Rate 3 Peak & Coincident Demand	TSTAMP	21st Century	1 s			R
48654	2	Cumulative Demand for Monitored Data Set 10 - Rate 3	FLOAT	0 to ±99999999	data specific			R
48656	2	Accumulator for Monitored Data Set 11 - Rate 3	SINT32	0 to ±99999999	data specific	Energy format, scaling applies only if energy is accumulated		R
48658	2	Peak Demand for Monitored Data Set 11 - Rate 3	FLOAT	0 to ±9.999 E+09	data specific			R
48660	2	Coincident Demand for Monitored Data Set 11 - Rate 3	FLOAT	0 to ±99999999 or 0 to ±1	data specific			R
48662	3	Timestamp for Monitored Data Set 11 - Rate 3 Peak & Coincident Demand	TSTAMP	21st Century	1 s			R
48666	2	Cumulative Demand for Monitored Data Set 11 - Rate 3	FLOAT	0 to ±99999999	data specific			R
48668	2	Accumulator for Monitored Data Set 12 - Rate 3	SINT32	0 to ±99999999	data specific	Energy format, scaling applies only if energy is accumulated		R
48670	2	Peak Demand for Monitored Data Set 12 - Rate 3	FLOAT	0 to ±9.999 E+09	data specific			R
48672	2	Coincident Demand for Monitored Data Set 12 - Rate 3	FLOAT	0 to ±99999999 or 0 to ±1	data specific			R
48674	3	Timestamp for Monitored Data Set 12 - Rate 3 Peak & Coincident Demand	TSTAMP	21st Century	1 s			R
48678	2	Cumulative Demand for Monitored Data Set 12 - Rate 3	FLOAT	0 to ±99999999	data specific			R
48680	2	Accumulator for Monitored Data Set 13 - Rate 3	SINT32	0 to ±99999999	data specific	Energy format, scaling applies only if energy is accumulated		R
48682	2	Peak Demand for Monitored Data Set 13 - Rate 3	FLOAT	0 to ±9.999 E+09	data specific			R
48684	2	Coincident Demand for Monitored Data Set 13 - Rate 3	FLOAT	0 to ±99999999 or 0 to ±1	data specific			R
48686	3	Timestamp for Monitored Data Set 13 - Rate 3 Peak & Coincident Demand	TSTAMP	21st Century	1 s			R
48690	2	Cumulative Demand for Monitored Data Set 13 - Rate 3	FLOAT	0 to ±99999999	data specific			R
48692	2	Accumulator for Monitored Data Set 14 - Rate 3	SINT32	0 to ±99999999	data specific	Energy format, scaling applies only if energy is accumulated		R
48694	2	Peak Demand for Monitored Data Set 14 - Rate 3	FLOAT	0 to ±9.999 E+09	data specific			R
48696	2	Coincident Demand for Monitored Data Set 14 - Rate 3	FLOAT	0 to ±99999999 or 0 to ±1	data specific			R
48698	3	Timestamp for Monitored Data Set 14 - Rate 3 Peak & Coincident Demand	TSTAMP	21st Century	1 s			R
48702	2	Cumulative Demand for Monitored Data Set 14 - Rate 3	FLOAT	0 to ±99999999	data specific			R
48704	2	Accumulator for Monitored Data Set 15 - Rate 3	SINT32	0 to ±99999999	data specific	Energy format, scaling applies only if energy is accumulated		R
48706	2	Peak Demand for Monitored Data Set 15 - Rate 3	FLOAT	0 to ±9.999 E+09	data specific			R
48708	2	Coincident Demand for Monitored Data Set 15 - Rate 3	FLOAT	0 to ±99999999 or 0 to ±1	data specific			R
48710	3	Timestamp for Monitored Data Set 15 - Rate 3 Peak & Coincident Demand	TSTAMP	21st Century	1 s			R
48714	2	Cumulative Demand for Monitored Data Set 15 - Rate 3	FLOAT	0 to ±99999999	data specific			R
48716	2	Accumulator for Monitored Data Set 16 - Rate 3	SINT32	0 to ±99999999	data specific	Energy format, scaling applies only if energy is accumulated		R
48718	2	Peak Demand for Monitored Data Set 16 - Rate 3	FLOAT	0 to ±9.999 E+09	data specific			R
48720	2	Coincident Demand for Monitored Data Set 16 - Rate 3	FLOAT	0 to ±99999999 or 0 to ±1	data specific			R
48722	3	Timestamp for Monitored Data Set 16 - Rate 3 Peak & Coincident Demand	TSTAMP	21st Century	1 s			R
48726	2	Cumulative Demand for Monitored Data Set 16 - Rate 3	FLOAT	0 to ±99999999	data specific			R

Reg#	Size	Description	Format	Value Range	Unit of measure or resolution	Comments	Factory default value	Acc
Prior Season Block, Rate 4								
48728	2	Accumulator for Monitored Data Set 1 - Rate 4	SINT32	0 to +99999999	data specific	Energy format, scaling applies only if energy is accumulated		R
48730	2	Peak Demand for Monitored Data Set 1 - Rate 4	FLOAT	0 to +9.999 E+09	data specific			R
48732	2	Coincident Demand for Monitored Data Set 1 - Rate 4	FLOAT	0 to +99999999 or 0 to ±1	data specific			R
48734	3	Timestamp for Monitored Data Set 1 - Rate 4 Peak & Coincident Demand	TSTAMP	21st Century	1 s			R
48738	2	Cumulative Demand for Monitored Data Set 1 - Rate 4	FLOAT	0 to +99999999	data specific			R
48740	2	Accumulator for Monitored Data Set 2 - Rate 4	SINT32	0 to +99999999	data specific	Energy format, scaling applies only if energy is accumulated		R
48742	2	Peak Demand for Monitored Data Set 2 - Rate 4	FLOAT	0 to +9.999 E+09	data specific			R
48744	2	Coincident Demand for Monitored Data Set 2 - Rate 4	FLOAT	0 to +99999999 or 0 to ±1	data specific			R
48746	3	Timestamp for Monitored Data Set 2 - Rate 4 Peak & Coincident Demand	TSTAMP	21st Century	1 s			R
48750	2	Cumulative Demand for Monitored Data Set 2 - Rate 4	FLOAT	0 to +99999999	data specific			R
48752	2	Accumulator for Monitored Data Set 3 - Rate 4	SINT32	0 to +99999999	data specific	Energy format, scaling applies only if energy is accumulated		R
48754	2	Peak Demand for Monitored Data Set 3 - Rate 4	FLOAT	0 to +9.999 E+09	data specific			R
48756	2	Coincident Demand for Monitored Data Set 3 - Rate 4	FLOAT	0 to +99999999 or 0 to ±1	data specific			R
48758	3	Timestamp for Monitored Data Set 3 - Rate 4 Peak & Coincident Demand	TSTAMP	21st Century	1 s			R
48762	2	Cumulative Demand for Monitored Data Set 3 - Rate 4	FLOAT	0 to +99999999	data specific			R
48764	2	Accumulator for Monitored Data Set 4 - Rate 4	SINT32	0 to +99999999	data specific	Energy format, scaling applies only if energy is accumulated		R
48766	2	Peak Demand for Monitored Data Set 4 - Rate 4	FLOAT	0 to +9.999 E+09	data specific			R
48768	2	Coincident Demand for Monitored Data Set 4 - Rate 4	FLOAT	0 to +99999999 or 0 to ±1	data specific			R
48770	3	Timestamp for Monitored Data Set 4 - Rate 4 Peak & Coincident Demand	TSTAMP	21st Century	1 s			R
48774	2	Cumulative Demand for Monitored Data Set 4 - Rate 4	FLOAT	0 to +99999999	data specific			R
48776	2	Accumulator for Monitored Data Set 5 - Rate 4	SINT32	0 to +99999999	data specific	Energy format, scaling applies only if energy is accumulated		R
48778	2	Peak Demand for Monitored Data Set 5 - Rate 4	FLOAT	0 to +9.999 E+09	data specific			R
48780	2	Coincident Demand for Monitored Data Set 5 - Rate 4	FLOAT	0 to +99999999 or 0 to ±1	data specific			R
48782	3	Timestamp for Monitored Data Set 5 - Rate 4 Peak & Coincident Demand	TSTAMP	21st Century	1 s			R
48786	2	Cumulative Demand for Monitored Data Set 5 - Rate 4	FLOAT	0 to +99999999	data specific			R
48788	2	Accumulator for Monitored Data Set 6 - Rate 4	SINT32	0 to +99999999	data specific	Energy format, scaling applies only if energy is accumulated		R
48790	2	Peak Demand for Monitored Data Set 6 - Rate 4	FLOAT	0 to +9.999 E+09	data specific			R
48792	2	Coincident Demand for Monitored Data Set 6 - Rate 4	FLOAT	0 to +99999999 or 0 to ±1	data specific			R
48794	3	Timestamp for Monitored Data Set 6 - Rate 4 Peak & Coincident Demand	TSTAMP	21st Century	1 s			R
48798	2	Cumulative Demand for Monitored Data Set 6 - Rate 4	FLOAT	0 to +99999999	data specific			R
48800	2	Accumulator for Monitored Data Set 7 - Rate 4	SINT32	0 to +99999999	data specific	Energy format, scaling applies only if energy is accumulated		R
48802	2	Peak Demand for Monitored Data Set 7 - Rate 4	FLOAT	0 to +9.999 E+09	data specific			R
48804	2	Coincident Demand for Monitored Data Set 7 - Rate 4	FLOAT	0 to +99999999 or 0 to ±1	data specific			R
48806	3	Timestamp for Monitored Data Set 7 Peak & Coincident Demand	TSTAMP	21st Century	1 s			R
48810	2	Cumulative Demand for Monitored Data Set 7 - Rate 4	FLOAT	0 to +99999999	data specific			R
48812	2	Accumulator for Monitored Data Set 8 - Rate 4	SINT32	0 to +99999999	data specific	Energy format, scaling applies only if energy is accumulated		R
48814	2	Peak Demand for Monitored Data Set 8 - Rate 4	FLOAT	0 to +9.999 E+09	data specific			R
48816	2	Coincident Demand for Monitored Data Set 8 - Rate 4	FLOAT	0 to +99999999 or 0 to ±1	data specific			R
48818	3	Timestamp for Monitored Data Set 8 - Rate 4 Peak & Coincident Demand	TSTAMP	21st Century	1 s			R
48822	2	Cumulative Demand for Monitored Data Set 8 - Rate 4	FLOAT	0 to +99999999	data specific			R

Reg#	Size	Description	Format	Value Range	Unit of measure or resolution	Comments	Factory default value	Acc
48824	2	Accumulator for Monitored Data Set 9 - Rate 4	SINT32	0 to ±99999999	data specific	Energy format, scaling applies only if energy is accumulated		R
48826	2	Peak Demand for Monitored Data Set 9 - Rate 4	FLOAT	0 to ±9.999 E+09	data specific			R
48828	2	Coincident Demand for Monitored Data Set 9 - Rate 4	FLOAT	0 to ±99999999 or 0 to ±1	data specific			R
48830	3	Timestamp for Monitored Data Set 9 - Rate 4 Peak & Coincident Demand	TSTAMP	21st Century	1 s			R
48834	2	Cumulative Demand for Monitored Data Set 9 - Rate 4	FLOAT	0 to ±99999999	data specific			R
48836	2	Accumulator for Monitored Data Set 10 - Rate 4	SINT32	0 to ±99999999	data specific	Energy format, scaling applies only if energy is accumulated		R
48838	2	Peak Demand for Monitored Data Set 10 - Rate 4	FLOAT	0 to ±9.999 E+09	data specific			R
48840	2	Coincident Demand for Monitored Data Set 10 - Rate 4	FLOAT	0 to ±99999999 or 0 to ±1	data specific			R
48842	3	Timestamp for Monitored Data Set 10 - Rate 4 Peak & Coincident Demand	TSTAMP	21st Century	1 s			R
48846	2	Cumulative Demand for Monitored Data Set 10 - Rate 4	FLOAT	0 to ±99999999	data specific			R
48848	2	Accumulator for Monitored Data Set 11 - Rate 4	SINT32	0 to ±99999999	data specific	Energy format, scaling applies only if energy is accumulated		R
48850	2	Peak Demand for Monitored Data Set 11 - Rate 4	FLOAT	0 to ±9.999 E+09	data specific			R
48852	2	Coincident Demand for Monitored Data Set 11 - Rate 4	FLOAT	0 to ±99999999 or 0 to ±1	data specific			R
48854	3	Timestamp for Monitored Data Set 11 - Rate 4 Peak & Coincident Demand	TSTAMP	21st Century	1 s			R
48858	2	Cumulative Demand for Monitored Data Set 11 - Rate 4	FLOAT	0 to ±99999999	data specific			R
48860	2	Accumulator for Monitored Data Set 12 - Rate 4	SINT32	0 to ±99999999	data specific	Energy format, scaling applies only if energy is accumulated		R
48862	2	Peak Demand for Monitored Data Set 12 - Rate 4	FLOAT	0 to ±9.999 E+09	data specific			R
48864	2	Coincident Demand for Monitored Data Set 12 - Rate 4	FLOAT	0 to ±99999999 or 0 to ±1	data specific			R
48866	3	Timestamp for Monitored Data Set 12 - Rate 4 Peak & Coincident Demand	TSTAMP	21st Century	1 s			R
48870	2	Cumulative Demand for Monitored Data Set 12 - Rate 4	FLOAT	0 to ±99999999	data specific			R
48872	2	Accumulator for Monitored Data Set 13 - Rate 4	SINT32	0 to ±99999999	data specific	Energy format, scaling applies only if energy is accumulated		R
48874	2	Peak Demand for Monitored Data Set 13 - Rate 4	FLOAT	0 to ±9.999 E+09	data specific			R
48876	2	Coincident Demand for Monitored Data Set 13 - Rate 4	FLOAT	0 to ±99999999 or 0 to ±1	data specific			R
48878	3	Timestamp for Monitored Data Set 13 - Rate 4 Peak & Coincident Demand	TSTAMP	21st Century	1 s			R
48882	2	Cumulative Demand for Monitored Data Set 13 - Rate 4	FLOAT	0 to ±99999999	data specific			R
48884	2	Accumulator for Monitored Data Set 14 - Rate 4	SINT32	0 to ±99999999	data specific	Energy format, scaling applies only if energy is accumulated		R
48886	2	Peak Demand for Monitored Data Set 14 - Rate 4	FLOAT	0 to ±9.999 E+09	data specific			R
48888	2	Coincident Demand for Monitored Data Set 14 - Rate 4	FLOAT	0 to ±99999999 or 0 to ±1	data specific			R
48890	3	Timestamp for Monitored Data Set 14 - Rate 4 Peak & Coincident Demand	TSTAMP	21st Century	1 s			R
48894	2	Cumulative Demand for Monitored Data Set 14 - Rate 4	FLOAT	0 to ±99999999	data specific			R
48896	2	Accumulator for Monitored Data Set 15 - Rate 4	SINT32	0 to ±99999999	data specific	Energy format, scaling applies only if energy is accumulated		R
48898	2	Peak Demand for Monitored Data Set 15 - Rate 4	FLOAT	0 to ±9.999 E+09	data specific			R
48900	2	Coincident Demand for Monitored Data Set 15 - Rate 4	FLOAT	0 to ±99999999 or 0 to ±1	data specific			R
48902	3	Timestamp for Monitored Data Set 15 - Rate 4 Peak & Coincident Demand	TSTAMP	21st Century	1 s			R
48906	2	Cumulative Demand for Monitored Data Set 15 - Rate 4	FLOAT	0 to ±99999999	data specific			R
48908	2	Accumulator for Monitored Data Set 16 - Rate 4	SINT32	0 to ±99999999	data specific	Energy format, scaling applies only if energy is accumulated		R
48910	2	Peak Demand for Monitored Data Set 16 - Rate 4	FLOAT	0 to ±9.999 E+09	data specific			R
48912	2	Coincident Demand for Monitored Data Set 16 - Rate 4	FLOAT	0 to ±99999999 or 0 to ±1	data specific			R
48914	3	Timestamp for Monitored Data Set 16 - Rate 4 Peak & Coincident Demand	TSTAMP	21st Century	1 s			R
48918	2	Cumulative Demand for Monitored Data Set 16 - Rate 4	FLOAT	0 to ±99999999	data specific			R

Reg#	Size	Description	Format	Value Range	Unit of measure or resolution	Comments	Factory default value	Acc
Log Retrieval Section								
Log Retrieval Block								
49996	1	Session Semaphore	UINT16	0 to 65535		Write to indicate session activity 0x0000: Session terminated Non zero: Session started. Auto cleared by a 5 minute timer. 0xFFFF: Reset semaphor timer		R/W
49997	2	Log Retrieval Session Duration	UINT32	0 to 4294967294	4 ms	0 if no session active; wraps around after max count (max count = approximately 199 days)		R
49999	1	Log Retrieval Session Com Port	UINT16	0 to 4		0 if no session active, 1-4 for session active on COM1 - COM4		R
50000	1	Log Number, Enable, Scope	UINT16	bitmapped		nnnnnnnn esssssss high byte is the log number : 0-System Event, 1-Limits Alarm, 2-History1, 3-History2, 4-History3, 5-History4, 6-History5, 7-History6, 8-Diagnostic, 9-MaxVolt & Temp, 10-I/O changes, 13-PQ,14-waveform, 18-TOU month, 19-TOU season, 20-TOU action "e" is retrieval session enable(1) or disable(0) ssssss is What to retrieve (0-normal record, 1-timestA only, 2- complete memory image (no data validation if image)		R/W
50001	1	Records per Window or Batch, Record Scope Selector, Number of Repeats	UINT16	bitmapped		high byte is records per window if s=0 or records per batch if s=1, low byte is number of repeats for function 35 or 0 to suppress auto- incrementing; max number of repeats is 8 (RTU) or 4 (ASCII) total windows, a batch is all the windows		R/W
50002	2	Offset of First Record in Window	UINT32	bitmapped		ssssssss nnnnnnnn nnnnnnnn nnnnnnnn 'wwwwww snnnnnnn ssssssss is window status (0 to 7-window number, 0xFF-not ready); this byte is read-only. nn...nn is a 24-bit record number. The log's first record is latched as a reference point When the session is enabled. This offset is a record index relative to that point. Value provided is the relative index of the Whole or partial record that begins the window.		R/W
50004	123	Log Retrieve Window	UINT16	see comments		mapped per record layout and retrieval scope, read-only		R
Log Status Block								
Alarm Log Status Block								
Individual Log Status Block Size:								
51000	2	Log Size in Records	UINT32	0 to 4,294,967,294	record			R
51002	2	Number of Records Used	UINT32	1 to 4,294,967,294	record			R
51004	1	Record Size in Bytes	UINT16	14 to 242	Byte			R
51005	1	Log Availability	UINT16			0=available, 1-4=in use by COM1-4, 0xFFFF=not available (log size=0)		R
51006	3	Timestamp, First Record	TSTAMP	21st Century	1 s			R
51009	3	Timestamp, Last Record	TSTAMP	21st Century	1 s			R

Reg#	Size	Description	Format	Value Range	Unit of measure or resolution	Comments	Factory default value	Acc
System Log Status Block			Individual Log Status Block Size:					
51016	2	Log Size in Records	UINT32	0 to 4,294,967,294	record			R
51018	2	Number of Records Used	UINT32	1 to 4,294,967,294	record			R
51020	1	Record Size in Bytes	UINT16	14 to 242	Byte			R
51021	1	Log Availability	UINT16			0=available, 1-4=in use by COM1-4, 0xFFFF=not available (log size=0)		R
51022	3	Timestamp, First Record	TSTAMP	21st Century	1 s			R
51025	3	Timestamp, Last Record	TSTAMP	21st Century	1 s			R
Historical Log 1 Status Block			Individual Log Status Block Size:					
51032	2	Log Size in Records	UINT32	0 to 4,294,967,294	record			R
51034	2	Number of Records Used	UINT32	1 to 4,294,967,294	record			R
51036	1	Record Size in Bytes	UINT16	14 to 242	Byte			R
51037	1	Log Availability	UINT16			0=available, 1-4=in use by COM1-4, 0xFFFF=not available (log size=0)		R
51038	3	Timestamp, First Record	TSTAMP	21st Century	1 s			R
51041	3	Timestamp, Last Record	TSTAMP	21st Century	1 s			R
Historical Log 2 Status Block			Individual Log Status Block Size:					
51048	2	Log Size in Records	UINT32	0 to 4,294,967,294	record			R
51050	2	Number of Records Used	UINT32	1 to 4,294,967,294	record			R
51052	1	Record Size in Bytes	UINT16	14 to 242	Byte			R
51053	1	Log Availability	UINT16			0=available, 1-4=in use by COM1-4, 0xFFFF=not available (log size=0)		R
51054	3	Timestamp, First Record	TSTAMP	21st Century	1 s			R
51057	3	Timestamp, Last Record	TSTAMP	21st Century	1 s			R
Historical Log 3 Status Block			Individual Log Status Block Size:					
51064	2	Log Size in Records	UINT32	0 to 4,294,967,294	record			R
51066	2	Number of Records Used	UINT32	1 to 4,294,967,294	record			R
51068	1	Record Size in Bytes	UINT16	14 to 242	Byte			R
51069	1	Log Availability	UINT16			0=available, 1-4=in use by COM1-4, 0xFFFF=not available (log size=0)		R
51070	3	Timestamp, First Record	TSTAMP	21st Century	1 s			R
51073	3	Timestamp, Last Record	TSTAMP	21st Century	1 s			R
Historical Log 4 Status Block			Individual Log Status Block Size:					
51080	2	Log Size in Records	UINT32	0 to 4,294,967,294	record			R
51082	2	Number of Records Used	UINT32	1 to 4,294,967,294	record			R
51084	1	Record Size in Bytes	UINT16	14 to 242	Byte			R
51085	1	Log Availability	UINT16			0=available, 1-4=in use by COM1-4, 0xFFFF=not available (log size=0)		R
51086	3	Timestamp, First Record	TSTAMP	21st Century	1 s			R
51089	3	Timestamp, Last Record	TSTAMP	21st Century	1 s			R

Reg#	Size	Description	Format	Value Range	Unit of measure or resolution	Comments	Factory default value	Acc
Historical Log 5 Status Block			Individual Log Status Block Size:					
51096	2	Log Size in Records	UINT32	0 to 4,294,967,294	record			R
51098	2	Number of Records Used	UINT32	1 to 4,294,967,294	record			R
51100	1	Record Size in Bytes	UINT16	14 to 242	Byte			R
51101	1	Log Availability	UINT16			0=available, 1-4=in use by COM1-4, 0xFFFF=not available (log size=0)		R
51102	3	Timestamp, First Record	TSTAMP	21st Century	1 s			R
51105	3	Timestamp, Last Record	TSTAMP	21st Century	1 s			R
Historical Log 6 Status Block			Individual Log Status Block Size:					
51112	2	Log Size in Records	UINT32	0 to 4,294,967,294	record			R
51114	2	Number of Records Used	UINT32	1 to 4,294,967,294	record			R
51116	1	Record Size in Bytes	UINT16	14 to 242	Byte			R
51117	1	Log Availability	UINT16			0=available, 1-4=in use by COM1-4, 0xFFFF=not available (log size=0)		R
51118	3	Timestamp, First Record	TSTAMP	21st Century	1 s			R
51121	3	Timestamp, Last Record	TSTAMP	21st Century	1 s			R
Diagnostic Log Block			Individual Log Status Block Size:					
51128	2	Log Size in Records	UINT32	0 to 4,294,967,294	record			R
51130	2	Number of Records Used	UINT32	1 to 4,294,967,294	record			R
51132	1	Record Size in Bytes	UINT16	14 to 242	Byte			R
51133	1	Log Availability	UINT16			0=available, 1-4=in use by COM1-4, 0xFFFF=not available (log size=0)		R
51134	3	Timestamp, First Record	TSTAMP	21st Century	1 s			R
51137	3	Timestamp, Last Record	TSTAMP	21st Century	1 s			R
Voltage Temperature log block			Individual Log Status Block Size:					
51144	2	Log Size in Records	UINT32	0 to 4,294,967,294	record			R
51146	2	Number of Records Used	UINT32	1 to 4,294,967,294	record			R
51148	1	Record Size in Bytes	UINT16	14 to 242	Byte			R
51149	1	Log Availability	UINT16			0=available, 1-4=in use by COM1-4, 0xFFFF=not available (log size=0)		R
51150	3	Timestamp, First Record	TSTAMP	21st Century	1 s			R
51153	3	Timestamp, Last Record	TSTAMP	21st Century	1 s			R
I/O Change Log Status Block			Individual Log Status Block Size:					
51160	2	Log Size in Records	UINT32	0 to 4,294,967,294	record			R
51162	2	Number of Records Used	UINT32	1 to 4,294,967,294	record			R
51164	1	Record Size in Bytes	UINT16	14 to 242	Byte			R
51165	1	Log Availability	UINT16			0=available, 1-4=in use by COM1-4, 0xFFFF=not available (log size=0)		R
51166	3	Timestamp, First Record	TSTAMP	21st Century	1 s			R
51169	3	Timestamp, Last Record	TSTAMP	21st Century	1 s			R

Reg#	Size	Description	Format	Value Range	Unit of measure or resolution	Comments	Factory default value	Acc
Power Quality Log Status Block			Individual Log Status Block Size:					
51176	2	Log Size in Records	UINT32	0 to 4,294,967,294	record			R
51178	2	Number of Records Used	UINT32	1 to 4,294,967,294	record			R
51180	1	Record Size in Bytes	UINT16	14 to 242	Byte			R
51181	1	Log Availability	UINT16			0=available, 1-4=in use by COM1-4, 0xFFFF=not available (log size=0)		R
51182	3	Timestamp, First Record	TSTAMP	21st Century	1 s			R
51185	3	Timestamp, Last Record	TSTAMP	21st Century	1 s			R
Waveform Capture Log Status Block			Individual Log Status Block Size:					
51192	2	Log Size in Records	UINT32	0 to 4,294,967,294	record			R
51194	2	Number of Records Used	UINT32	1 to 4,294,967,294	record			R
51196	1	Record Size in Bytes	UINT16	14 to 242	Byte			R
51197	1	Log Availability	UINT16			0=available, 1-4=in use by COM1-4, 0xFFFF=not available (log size=0)		R
51198	3	Timestamp, First Record	TSTAMP	21st Century	1 s			R
51201	3	Timestamp, Last Record	TSTAMP	21st Century	1 s			R
TOU Month Log Status Block			Individual Log Status Block Size:					
51208	2	Log Size in Records	UINT32	0 to 4,294,967,294	record			R
51210	2	Number of Records Used	UINT32	1 to 4,294,967,294	record			R
51212	1	Record Size in Bytes	UINT16	14 to 242	Byte			R
51213	1	Log Availability	UINT16			0=available, 1-4=in use by COM1-4, 0xFFFF=not available (log size=0)		R
51214	3	Timestamp, First Record	TSTAMP	21st Century	1 s			R
51217	3	Timestamp, Last Record	TSTAMP	21st Century	1 s			R
TOU Season Log Status Block			Individual Log Status Block Size:					
51224	2	Log Size in Records	UINT32	0 to 4,294,967,294	record			R
51226	2	Number of Records Used	UINT32	1 to 4,294,967,294	record			R
51228	1	Record Size in Bytes	UINT16	14 to 242	Byte			R
51229	1	Log Availability	UINT16			0=available, 1-4=in use by COM1-4, 0xFFFF=not available (log size=0)		R
51230	3	Timestamp, First Record	TSTAMP	21st Century	1 s			R
51233	3	Timestamp, Last Record	TSTAMP	21st Century	1 s			R
TOU Action Log Status Block			Individual Log Status Block Size:					
51240	2	Log Size in Records	UINT32	0 to 4,294,967,294	record			R
51242	2	Number of Records Used	UINT32	1 to 4,294,967,294	record			R
51244	1	Record Size in Bytes	UINT16	14 to 242	Byte			R
51245	1	Log Availability	UINT16			0=available, 1-4=in use by COM1-4, 0xFFFF=not available (log size=0)		R
51246	3	Timestamp, First Record	TSTAMP	21st Century	1 s			R
51249	3	Timestamp, Last Record	TSTAMP	21st Century	1 s			R

Data Formats:

ASCII:	ASCII characters packed 2 per register in high, low order and without any termination characters. For example, "Shark200" would be 4 registers containing 0x5378, 0x6172, 0x6B32, 0x3030.
SINT16 / UINT16:	16-bit signed / unsigned integer.
SINT32 / UINT32:	32-bit signed / unsigned integer spanning 2 registers. The lower-addressed register is the high order half.
FLOAT:	32-bit IEEE floating point number spanning 2 registers. The lower-addressed register is the high order half (i.e., contains the exponent).
TSTAMP:	3 adjacent registers, 2 bytes each. First (lowest-addressed) register high byte is year (0-99), low byte is month (1-12). Middle register high byte is day(1-31), low byte is hour (0-23 plus DST bit). DST (daylight saving time) bit is bit 6 (0x40). Third register high byte is minutes (0-59), low byte is seconds (0-59). For example, 9:35:07AM on October 12, 2049 would be 0x310A, 0x0C49, 0x2307, assuming DST is in effect.
LTSTAMP:	4 adjacent registers, 2 bytes each. First 3 registers match TSTAMP. Fourth register is milliseconds (0-999)

Notes:

- All registers not explicitly listed in the table read as 0. Writes to these registers will be accepted but won't actually change the register (since it doesn't exist).
- Meter Data Section items read as 0 until first readings are available or if the meter is not in operating mode. Writes to these registers will be accepted but won't actually change the register.
- Register valid only in programmable settings update mode. In other modes these registers read as 0 and return an illegal data address exception if a write is attempted.
- Meter command registers always read as 0. They may be written only when the meter is in a suitable mode. The registers return an illegal data address exception if a write is attempted in an incorrect mode.
- Password protection may apply as per security settings.
- TOU notes (to detail)
 - Monitored Data Sets Definitions. A set of related measurements to be monitored for Time Of Use. E.g. : positive watt hours, peak average positive watt demand, and coincident average positive VAR. Typically all members of the set will be related as illustrated in the example, but that is not strictly required.
- Each identifier is a Modbus register. For entities that occupy multiple registers (FLOAT, SINT32, etc.) all registers making up the entity must be listed, in ascending order.
For example, to log phase A V, VA, voltage THD, and VA hour, the register list would be 0x3E7, 0x3E8, 0x411, 0x412, 0x176F, 0x61D, 0x61E and the number of registers (0x7917 high byte) would be 7.
- Writing this register causes data to be saved permanently in nonvolatile memory. Reply to the command indicates that it was accepted but not Whether or not the save was successful.
This can only be determined after the meter has restarted.
- Reset commands make no sense if the meter state is LIMP. An illegal function exception will be returned. Reply to a reset log command indicates that the command was accepted but not necessarily that the reset is finished. Poll log status block to determine it.

10. Energy registers should be reset after a format change.
11. Entities to be monitored against limits are identified by Modbus address. Entities occupying multiple Modbus registers, such as floating point values, are identified by the lower register address. If any of the 16 limits is unused, set its identifier to zero. If the indicated Modbus register is not used or is a nonsensical entity for limits, it will behave as an unused limit.
12. There are 2 set-points per limit, one above and one below the expected range of values. LM1 is the "too high" limit, LM2 is "too low".
 - a. The entity goes "out of limit" on LM1 When its value is greater than the set-point. It remains "out of limit" until the value drops below the in threshold.
 - b. LM2 works similarly, in the opposite direction. If limits in only one direction are of interest, set the in threshold on the "wrong" side of the set-point
 - c. Limits are specified as % of full scale (FS), Where full scale is automatically set appropriately for the entity being monitored:
 - i. Current FS = CT numerator
 - ii. Voltage FS = PT numerator
 - iii. 3 phase power FS = CT numerator * PT numerator * 3 [* SQRT(3) // for delta hookup]
 - iv. Single phase power FS = CT numerator * PT numerator
 - v. Frequency FS = 60 (or 50)Hz
 - vi. Power factor FS = 1.0
 - vii. Percentage FS = 100.0%
 - viii. Angle FS = 180.0°
13. Value "10000" means not available in all THD, TDD, K factor and harmonic magnitude and phase registers for the channel. Data may be unavailable due to low V or I amplitude, delta hookup (V only), or V-switch setting. Harmonics phase angle calculation: $\Phi_{(h)} = h * \Phi + 90^\circ * (h - 1)$; h harmonic number, starting at 2; Φ : phase angle of harmonic from register.
14. Option Card Identification and Configuration Block is an image of the EEPROM on the card
15. A block of data and control registers is allocated for each option slot. Interpretation of the register data depends on what card is in the slot.
16. Measurement states:

Off occurs during programmable settings updates;

Run is the normal measuring state. Run state is required for measurement, historical logging, demand interval processing, limit alarm evaluation, min/max comparisons, and THD calculations.

Limp indicates that an essential non-volatile memory block is corrupted; and Warmup occurs briefly (approximately 4 seconds) at startup While the readings stabilize.

In limp state, the meter reboots at 5 minute intervals in an effort to clear the problem.

(Resetting min/max or energy is allowed only in run and off states; warmup will return a busy exception)
17. Limits evaluation for all entities except demand averages commences immediately after the warmup period. Evaluation for demand averages, maximum demands, and minimum demands commences at the end of the first demand interval after startup.
18. Auto incrementing and function 35 must be used when retrieving waveform logs.

19. Depending on the V-switch setting memory is assigned to 6 historical logs, waveform log and PQ log.

The number of sectors for each log, and the number of registers per record together determine the maximum number of records a log can hold.

S = number of sectors assigned to the log,

H = number of Modbus registers to be monitored in each historical record (up to 117),

R = number of bytes per record = $(12 + 2H)$ for historical logs

N = number of records per sector = $65536 / R$, rounded down to an integer value (no partial records in a sector)

T = total number of records the log can hold = $S * N$

T = $S * 2$ for the waveform log.

20. Logs cannot be reset during log retrieval. Waveform log cannot be reset while storing a capture. Busy exception will be returned.

21. Combination of class and type currently defined are:

0x23 = Fiber optic card

0x24 = Ethernet card

0x29 = IEC 61850 Card (Ethernet)

0x41 = Relay/Input card

0x42 = Pulse-Out/Input card

0x81 = 0-1mA analog output card

0x82 = 4-20mA analog output card

0x22 = RS232/RS485 card

All registers not explicitly listed in the table read as 0. Writes to these registers will be accepted but won't actually change the register (since it doesn't exist).

Meter Data Section items read as 0 until first readings are available or if the meter is not in operating mode. Writes to these registers will be accepted but won't actually change the register.

Register valid only in programmable settings update mode. In other modes these registers read as 0 and return an illegal data address exception if a write is attempted.

Meter command registers always read as 0. They may be written only When the meter is in a suitable mode. The registers return an illegal data address exception if a write is attempted in an incorrect mode.

If the password is incorrect, a valid response is returned but the command is not executed. Use 5555 for the password if passwords are disabled in the programmable settings.

22. The data read from these registers (32068), can be a float, a signed 32-bit integer or an unsigned 32-bit integer, depending on the configured value of the data-type register (32066)

23. Glossary - Abbreviations:

(Qn): Quadrant *n*. Example (Q1) = Quadrant 1, (Q1+Q2) = Quadrant 1 and 2.

Ph: Phase

PF: Power factor

TOU: Time-Of-Use